

LEGISLATIVE OVERSIGHT COMMISSION ON EDUCATION ACCOUNTABILITY

Senate Finance Committee Room
September 14, 2015

- Approval of Series 26, Legislative Rule, Underwood-Smith Teacher Scholarship Program 1
Brian Weingart, Senior Director of Financial Aid
- Approval of Series 58, Legislative Rule, Nursing Scholarship Program 11
Laura Boone, Director of Health Sciences Programs
- Report on Tuition and Fees 2015-2016 (§18B-10-1(k)) 19
Dr. Paul Hill, Chancellor
- Report on Services to Student Veterans (§18B-4-9) 55
Dr. Adam Green, Vice Chancellor for Student Affairs
- 2015 Progress Report on Vision 2015 (§18B-18B-2) 61
Dr. Jan Taylor, Director of Science and Research
- New Strategic Plan for Science and Technology: Vision 2025 (§18B-18B-2) 85
Dr. Jan Taylor, Director of Science and Research



West Virginia Higher Education Policy Commission

Report to the Legislative Oversight Commission on Education Accountability

September 14, 2015

**Approval of Series 26, Legislative Rule,
Underwood-Smith Teacher Scholarship Program**

TITLE 133
LEGISLATIVE RULE
WEST VIRGINIA HIGHER EDUCATION POLICY COMMISSION

SERIES 26
UNDERWOOD-SMITH TEACHER SCHOLARSHIP PROGRAM

§133-26-1. General.

1.1. Scope. This rule establishes guidelines and procedures which will direct the operation of the Underwood-Smith Teacher Scholarship Program.

1.2. Authority. West Virginia Code §18C-4 et seq.

1.3. Filing Date. ~~April 3, 2015.~~

1.4. Effective Date. ~~May 3, 2015.~~

1.5. Modification of Existing Rule: Title133, Series 26, Legislative Rule of the West Virginia Higher Education Policy Commission dated ~~April 27, 2005~~ May 3, 2015.

§133-26-2. Purpose.

2.1. The intent of the legislation creating the Underwood-Smith Teacher Scholarship Program is to:

2.1.a. Improve the quality of education in the public schools of West Virginia by encouraging and enabling West Virginia residents who have demonstrated outstanding academic abilities to pursue teaching careers at the pre-school, elementary, middle or secondary levels in the public schools of West Virginia.

2.1.b. Make particular efforts to encourage those individuals who have demonstrated outstanding academic abilities to pursue teaching careers by developing selection criteria and procedures to reflect the state's present and projected teacher needs, including needs statewide and in different geographic areas and for teachers with education and training in specific disciplines.

§133-26-3. Funding.

3.1. A special revolving fund known as the Underwood-Smith Teacher Scholarship Fund has been created in the State Treasury and is administered by Vice Chancellor for Administration of the West Virginia Higher Education Policy Commission (Commission) solely to grant scholarships for prospective teachers. Monies received from collections, monies appropriated by the Legislature, interest earned on these monies, and monies received by other sources will be placed in this fund.

3.2. Carry-forward monies shall not expire or revert and will be used for future scholarships.

3.3. Additional funding may be received from gifts, grants, contributions, bequests, or endowments.

3.4. The Vice Chancellor for Administration shall make a reasonable effort to encourage external support for the scholarship program.

3.5. Fund balances shall be invested with the state's consolidated investment fund.

3.6. In order to encourage support for the Underwood-Smith Teacher Scholarship Program, the Vice Chancellor for Administration may set aside up to one-half of the funds appropriated by the Legislature to match non-state source contributions on behalf of a specific institution of higher education in this state. Such match shall be at the rate of two state dollars to each one dollar contributed by a private source.

§133-26-4. Administration.

4.1. The Underwood-Smith Teacher Scholarship Program shall be administered by the Vice Chancellor for Administration or her/his designee.

4.2. The Higher Education Policy Commission, in consultation with the State Superintendent of Schools, shall promulgate reasonable legislative rules for the administration of the program and the Vice Chancellor for Administration, in accordance with such rules, shall establish appropriate guidelines for program operation.

4.3. Recipient awards shall not exceed \$5,000.00 per year for a maximum of four academic years for a baccalaureate degree and/or two academic years for a master's degree.

4.4. The Vice Chancellor for Administration shall solicit the views of public and private education agencies and institutions and other interested parties in developing the selection criteria and procedures to be used by the selection panel. These views may be solicited by means of written and published selection criteria and procedures in final form for implementation. Views may also be solicited by means of public hearings on the present and projected teacher needs of the state.

§133-26-5. Panel Selection Criteria and Procedures.

5.1. The Governor shall designate the Higher Education Student Financial Aid Advisory Board to select Underwood-Smith Teacher Scholarship recipients.

§133-26-6. Application Process.

6.1. Application forms will be made available to public and private high schools in the state and to public and private colleges in the state.

6.2. Applications may be distributed and the program advertised to interested parties such as, but not limited to, the National Association for the Advancement of Colored People, Division of Rehabilitation Services, and West Virginia's Women's Commission in an effort to attract students from low income backgrounds, ethnic or racial minority students, students with disabilities, and women or minority students who show interest in pursuing teaching careers in mathematics and science and who are under represented in those fields. Applications may also be distributed and the program advertised in campus newspapers, agency exhibits, and publications directed at interested parties.

6.3. In times of limited funding or limited teaching jobs in West Virginia, priority will be given to upper division college applicants.

§133-26-7. Eligibility Criteria.

7.1. Academic ability shall be the primary criteria for selecting scholarship recipients.

7.2. To be eligible to receive an Underwood-Smith Teacher Scholarship, applicants/renewals must be West Virginia residents who are or will be enrolled on a full-time basis in an accredited institution of

higher education in West Virginia pursuing a course of study leading to teacher certification at the preschool, elementary, middle or secondary level in West Virginia who:

7.2.a. Have graduated or are graduating from high school in the top 10 percent of their graduating class or the top ten percent statewide of those West Virginia students taking the American College Test or the Scholastic Assessment Test.

7.2.b. Have completed less than two years of college and have at least a 3.25 cumulative grade point average on a possible 4.0 scale; or

7.2.c. Are graduate students who have graduated or will be graduating with at least a 3.5 grade point average on a possible 4.0 scale from their undergraduate institution.

7.3. Recipients must be willing to sign a scholarship agreement which shall fully disclose the terms and conditions under which a teaching obligation must be met or repayment may be required.

7.3.a. A recipient may appeal any determination of non-compliance with provisions of the scholarship agreement by submitting a written appeal of the specific complaint within 30 days of notification of non-compliance. Such appeal will be submitted to the Vice Chancellor for Administration or her/his designee for a decision.

7.3.b. No Underwood-Smith funds will be disbursed until a signed agreement has been received by the Vice Chancellor for Administration.

7.4. In addition to academic criteria, the following may be considered in the selection of the Underwood-Smith Teacher Scholarship recipients: Pursuit of a degree in a teaching need area as determined by the State Board of Education, grade point average, involvement in extra-curricular activities, financial need, a written essay in which the applicant expresses her/his interest in teaching, and reference letters from faculty members.

§133-26-8. Service Obligation.

8.1. Each recipient of the Underwood-Smith Teacher Scholarship shall enter into an agreement with the Vice Chancellor for Administration that within a ten-year period after completing the teacher education program, the recipient agrees to:

8.1.a. Teach full-time under contract with a county board of education in a public education program in West Virginia for two years for each year for which the scholarship was received; or

8.1.b. Teach full-time in West Virginia, one year for each year for which the scholarship was received, under contract with a county board of education in West Virginia in a teacher shortage area, in an exceptional children program, in a school having less than average academic results or in a school in an economically disadvantaged area as determined by the State Board of Education; or

8.1.c. Perform substitute teaching duties with a county board of education in West Virginia for two years for each year for which the scholarship was received or if teaching in West Virginia in a teacher shortage area, in an exceptional children program, in a school having less than average academic results or in a school in an economically disadvantaged area as determined by the State Board of Education teach one year for each year the scholarship was received. Credit received will be pro-rated based on the number of days in the public school system year. A minimum of 60 days of substitute teaching is required to earn any credit toward the teaching obligation.

8.2. If a recipient is seeking and unable to secure a position as set out in Section 8.1 of this rule following completion of the teacher education program, he/she may be considered for additional options to fulfill the service obligation. Qualifying optional service will be credited at the rate of two years of service for each year the scholarship was received. Such service must be certified in writing by an appropriate employing official and be approved in advance by the Vice Chancellor for Administration or her/his designee. Additional options include:

8.2.a. Teach full-time or permanent part-time in a private school, parochial or other school approved under exemptions (A) or (K) for the instruction of students of compulsory school age pursuant to section one, article eight, chapter eighteen of the West Virginia code or in an accredited higher education institution or accredited post-secondary vocational education program in West Virginia; or

8.2.b. Perform alternative service or employment in West Virginia in a federal, state, county or locally supported program with an educational component, including mental or physical health care. A minimum of seventy-five percent of the work assignments must involve the educational component to be considered for credit through alternative service or employment. This may include, but not be limited to, those employed as librarians, guidance counselors, instructors at prisons or juvenile correctional facilities, and certain federal early outreach and student services employees; or

8.2.c. Perform alternative service with a bona fide tax exempt charitable organization dedicated to the above. Any such employee must meet the education component criteria and percentage as set out in Section 8.2.b.

8.3. If extenuating circumstances exist (see Section 9.4), the Vice Chancellor for Administration may extend the period for fulfilling the obligation to fifteen years.

8.4. It is the responsibility of the recipient to provide the Vice Chancellor for Administration with evidence of compliance with teaching requirements.

§133-26-9. Monetary Repayment.

9.1. If a recipient does not fulfill the service obligation, he/she will be required to make monetary repayment of the scholarship.

9.2. In addition to the repayment of the scholarship, interest will be charged at a rate prescribed by the Vice Chancellor for Administration and will begin to accrue at the time the repayment period begins.

9.3. If a recipient fulfills a portion of the obligation, interest will accrue from the day on which the recipient ceased to fulfill the obligation. If a recipient is substitute teaching but does not earn enough credit to fulfill any of the obligation, interest will accrue from the beginning of the deferment period.

9.4. In the event of non-compliance, payment in full will normally be expected 60 days from the date of non-compliance. In the event of extenuating circumstances the Vice Chancellor for Administration may approve an alternate payment plan.

9.5. As permitted by federal law, applicable state regulations, and the terms of the scholarship agreement, reasonable collection costs, late charges and attorney fees may be assessed in the collection of delinquent accounts.

9.6. If extenuating circumstances exist, the Vice Chancellor for Administration, upon receipt of appropriate documentation, may extend the period for fulfilling the obligation to fifteen years.

Extenuating circumstances include, but are not limited to, a temporary disability, inability to secure a full-time teaching position, or serious family illness.

9.7. When the Commission is advised of a recipient's application for bankruptcy, such application will be considered by the Vice Chancellor for Administration or her/his designee in consultation with the Attorney General's Office.

9.8. When, due to poor health, monetary hardship, or other acceptable reasons, a recipient is unable to make payments, a forbearance may be allowed if the Vice Chancellor for Administration or her/his designee has reason to believe, and so documents in the scholar's file, that the recipient does intend to fulfill the monetary obligation.

§133-26-10. Deferment Provisions.

10.1. A recipient is not considered in violation of the agreement entered into and is eligible for consideration of deferment of fulfilling the obligation, including the cessation of interest accrual, provided he/she is:

10.1.a. Pursuing a full-time course of study at an accredited institution of higher education. The student must provide documentation of enrollment on a semester basis.

10.1.b. Serving on active duty, not in excess of four years, as a member of the armed services of the United States. The recipient must provide documentation from an authorized military official of start date of active duty and discharge date.

10.1.c. Seeking and unable to find full-time employment with a county board of education in West Virginia or acceptable alternative service employment pursuant to Section 8.2. This deferment shall not exceed 27 months. To receive this deferment, a recipient must annually provide documentation signed by a school official from two county boards of education verifying that an application for full-time employment is on file.

10.1.d. Seeking and unable to find any full-time employment. This deferment can be approved for a single period not to exceed 12 months. Copies of written correspondence with potential employers and/or other appropriate documentation must be provided every six months.

10.1.e. Providing care for a disabled spouse for a period not to exceed 12 months. A sworn affidavit from a qualified physician must be submitted every six months.

10.1.f. Temporarily totally disabled for a period not to exceed three years. Proof of disability must be established by a sworn affidavit of a qualified physician and verified on an annual basis.

10.2. Deferments may also be considered for other conditions and circumstances as may be approved by the Vice Chancellor for Administration.

§133-26-11. Cancellation of Obligation.

11.1. A recipient's service and monetary obligation is excused in the event the recipient:

11.1.a. Becomes permanently and totally disabled as established by sworn affidavit of a qualified physician. The Vice Chancellor for Administration may require additional evidence of the disability.

11.1.b. Is deceased. A copy of the death certificate must be submitted.

§133-26-12. Relationship to Other Financial Assistance.

12.1. Underwood-Smith Teacher Scholarship awards plus other financial assistance shall not exceed the cost of attendance at the institution the student is attending. Cost of attendance will be provided by a financial aid officer at the school of attendance. Cost of attendance will include the cost of tuition and fees, reasonable allowances for books, educational supplies, room and board, and other expenses necessitated by individual circumstances such as a physical disability.

12.2. Should the scholarship award plus the amount of other financial awards exceed the cost of attendance, the institution's financial aid officer, in consultation with the recipient will determine what aid is to be reduced. This adjustment should be to the best advantage of the recipient.

§133-26-13. Collections.

13.1. Institutions' and Commission staff shall exercise due diligence in collecting monetary repayments from scholarship recipients.

13.2. Institutional due diligence means:

13.2.a. Conducting and documenting an entrance interview (individually or in groups) with the scholarship recipient before disbursing funds in an academic year. This requirement may be met by correspondence if the institution determines that a face-to-face meeting is not practical.

13.2.b. Conducting and documenting an exit interview with the scholarship recipient in which the institution provides the borrower with information necessary to carry out the terms of repayment, reminds the recipient of the rights and responsibilities associated with the scholarship funds and updates the recipient's personal information to assist in locating the recipient if he or she fails to keep the institution or the Commission informed of his or her current address.

13.3. Commission due diligence means:

13.3.a. Notifying the scholarship recipient of his/her obligations at least twice annually during any grace or deferment period.

13.3.b. Performing regular billing.

13.3.c. Following up past due payments with a series of at least four documented and reasonably spaced attempts to contact the borrower, at least three of which must be in writing at not more than 30-day intervals, before the obligation becomes 120 days past due, provided that the Commission has a current address for the borrower.

13.3.d. Performing address searches when necessary.

13.3.e. Referring defaulted scholarships more than 120 days past due to the Secretary of the Department of Administration or to a collection agent.

13.4. In place of one or more of the procedures outlined above, institutions and Commission staff may substitute collection techniques that are equally or more effective.

§133-26-14. Loan Assistance Eligibility.

14.1. The Higher Education Student Financial Aid Advisory Board or those designated by the Higher Education Student Financial Aid Advisory Board shall select recipients to receive Underwood-Smith Teacher Loan Assistance Awards.

14.2. Eligibility for an award is limited to a teacher who ~~has earned a teaching degree and is certified to teach in West Virginia~~ is under contract with a county board in West Virginia to teach in a subject area of critical need or in a school or geographic area of critical need full time.

14.3. Priority shall be given to new teachers and teachers who have previously received a loan assistance award that shall agree to teach or shall currently be teaching: a subject area of critical need in a state public school; or a teacher that shall agree to teach or shall currently be teaching in a geographic area of the state identified as an area of critical need; ~~or to a certified teacher in a subject area of critical need who is enrolled in an advanced in field degree course or who has earned an advanced in field degree who may use the award toward current federal student loans.~~ The Vice Chancellor for Administration may develop additional eligibility criteria.

14.4. The Commission shall consult with the State Department of Education annually to determine the subject areas of critical need and the geographic areas of the state in critical need.

§133-26-15. Loan Assistance Application.

15.1. Application forms shall be made available to public and private schools in the state via the Commission and the State Department of Education's websites and in other locations convenient to potential applicants.

15.2. Applications will be submitted on an application form approved by the Vice Chancellor for Administration.

15.3. Applications must be submitted by such deadline as may be designated by the Vice Chancellor for Administration.

§133-26-16. Loan Assistance Agreement.

16.1. Before receiving an award, each eligible teacher shall enter into an agreement with the Vice Chancellor for Administration.

16.2. Recipients shall agree to teach full-time in a public school in West Virginia in a subject area or geographic area of critical need under contract with a county board for a period of two school years for each year for which loan assistance is received.

16.3. The Vice Chancellor for Administration may grant a partial award to an eligible recipient whose contract term is for less than a full school year. A partial award is calculated by prorating the full award amount based upon the number of days taught in the school's calendar year.

§133-26-17. Loan Assistance Awards.

17.1. Each award recipient is eligible to receive loan assistance of up to \$23,000 annually.

17.2. Awards will be paid to the recipient's educational loan institution, not directly to the recipient, only after the Commission determines that the recipient has complied with all the terms of the agreement.

17.3. Recipients may have their award terminated or may be required to repay all or part of an award according to the terms of Section 9 of this rule if the recipient does not comply with the terms of the agreement.

17.4. Award amounts shall not exceed the applicant's outstanding loan balance.

17.5. Loans eligible for loan repayment assistance are federal student loans in the applicant's name that were used for educational costs associated with obtaining a degree in teaching or a teaching credential. Parent PLUS Loans are not eligible for loan repayment assistance.

17.6. Loan repayment assistance shall not reimburse applicants for payments to loans already made.

17.7. Federal teacher loan forgiveness programs shall be considered when awards are calculated.

17.8. Recipients shall annually submit proof of fulfillment of the terms of the loan assistance agreement to the Commission in accordance with the loan assistance agreement. The award may be canceled if the recipient does not submit proof of fulfillment of the terms of the loan assistance agreement by the required deadline.

17.9. Half of the annual award will be paid after fulfilling the first year of the agreement; the second half of the annual award will be paid after fulfilling the second year of the agreement.

§133-26-18. Loan Assistance Renewals.

18.1. The recipient is eligible for renewal of loan assistance only during the periods when the recipient is under contract with a county board to teach in a subject area of critical need in a school or geographic area of critical need.

18.2. An applicant must have completed the terms of previous loan assistance awards before being renewed.

18.3. A renewal applicant who is teaching under a contract in a position that no longer meets the definition of critical need defined in Section 14.4 above is eligible for renewal of loan assistance until the teacher leaves his or her current position.

18.4. No recipient may receive loan assistance in excess of \$15,000.

§133-26-19. Loan Assistance Cancellation.

19.1. A recipient's service and monetary obligation is excused in the event the recipient meets the terms of Section 11 of this rule.

§133-26-20. Loan Assistance Deferment.

20.1. A recipient is not considered in violation of the agreement entered into and is eligible for consideration of deferment of fulfilling the obligation if the recipient meets the terms of Section 10 of this rule.



West Virginia Higher Education Policy Commission

Report to the Legislative Oversight Commission on Education Accountability

September 14, 2015

**Approval of Series 58, Legislative Rule,
Nursing Scholarship Program**

**TITLE 133
LEGISLATIVE RULE
WEST VIRGINIA HIGHER EDUCATION POLICY COMMISSION**

**SERIES 58
NURSING SCHOLARSHIP PROGRAM**

§133-58-1. General.

1.1. Scope.--This rule establishes guidelines and procedures which will direct the operation of the Nursing Scholarship Program.

1.2. Authority. --West Virginia Code §18B-1-6 and §18C-3-4.

1.3. Filing Date. -- ~~April 3, 2015.~~

1.4. Effective Date. -- ~~May 3, 2015.~~

§133-58-2. Purpose.

2.1. This rule provides financial aid to nursing professionals and students who agree to practice in hospitals and other health care institutions or teach in state nursing programs in West Virginia.

§133-58-3. Funding and Administration.

3.1. A special revenue account known as the Center for Nursing Fund in the State Treasury is to be administered by the Vice Chancellor for Administration under the West Virginia Higher Education Policy Commission (Commission). In addition to the provision contained in West Virginia Code §30-7B-2 allowing the Center for Nursing to utilize the account to perform its duties, the account shall be used by the Commission to fund awards for the Nursing Scholarship Program for students in nursing or doctoral education programs. The account is funded from the following sources:

3.1.a A supplemental licensure fee, not to exceed \$10 per year, to be paid by all nurses licensed by the Board of Examiners for Registered Professional Nurses.

3.1.b. Repayments, including interest as set by the Vice Chancellor for Administration, collected from recipients who fail to practice or teach in West Virginia under the terms of the scholarship agreement; and

3.1.c. Any other funds from any source as may be added to the account.

3.2. The Vice Chancellor for Administration in consultation with the board of directors of the West Virginia Center for Nursing shall be responsible for awarding scholarships to ~~nursing~~ students and for collecting scholarship repayments.

§133-58-4. Eligibility Criteria.

4.1. In order to be eligible for the licensed practical nurse (LPN) or registered nurse (RN) scholarship award, an applicant must meet the following minimum requirements:

4.1.a. Enrollment in an accredited West Virginia LPN or RN program.

4.1.b. Be in good academic standing with his or her academic institution.

4.1.c. For the LPN award, have completed at least fifty (50) percent of the curriculum required to receive an LPN diploma.

4.1.d. For the RN award, have completed at least fifty (50) percent of the curriculum required to receive an RN degree.

4.1.e. For the LPN award, sign an agreement to work as a LPN in West Virginia for one (1) year following completion of program.

4.1.f. For the RN award, sign an agreement to teach or work as a RN in West Virginia for two (2) years following completion of program.

4.2. In order to be eligible for the nursing ~~education~~ master's degree or doctoral nursing or education scholarship award, an applicant must meet the following minimum requirements:

4.2.a. Be employed as an educator in a West Virginia school of nursing.

4.2.b. Be accepted into a master's degree nursing program or accepted into an approved doctoral nursing or education program at the time of application.

4.2.c. Be continuously employed as an educator in a West Virginia school of nursing while pursuing his or her master's or doctoral degree.

4.2.d. Sign an agreement to teach in a West Virginia school of nursing for two (2) years following completion of the program.

4.3. In order to be eligible for the LPN teaching certificate scholarship award, an applicant must meet the following minimum requirements:

4.3.a. Be accepted into ~~an~~ a West Virginia LPN teaching certificate program.

4.3.b. Be continuously employed as ~~an~~ a LPN educator by a West Virginia LPN program while pursuing his or her LPN teaching certificate.

4.3.c. Sign an agreement to teach for one (1) year upon completion of the LPN teaching certificate program in a West Virginia LPN program.

§133-58-5. Application Process.

5.1. A student must apply for the award utilizing the Commission's application process, which may include the submission of an application, letters of recommendation, academic transcripts, and programmatic and financial information related to the student's academic program.

§133-58-6. Selection Process.

6.1. The Vice Chancellor for Administration, in consultation with a Nursing Program Scholarship application review committee administered by the West Virginia Center for Nursing, shall select recipients for the Nursing Scholarship Program.

6.2. The number of awards will be determined by the availability of funds in the program in any given program cycle.

6.3. Priority for scholarships shall be given to in-state residents.

6.4. Applicants who previously received an award from the Nursing Scholarship Program are eligible to reapply for the scholarship in subsequent program cycles.

6.5. Awards will be processed without regard to age, gender, race, disability, national origin, sexual orientation, veteran's status or religion.

6.6. Nothing in this rule shall be construed as granting or guaranteeing any applicant any right to such a scholarship.

§133-58-7. Scholarship Award Levels.

7.1. Scholarship awards are available for students enrolled in accredited nursing programs and doctoral education programs in West Virginia. An award for any student may not exceed the full cost of education for program completion. The maximum amount for individual awards is as follows:

7.1.a. An award of up to \$3,000 for a student in a licensed practical nurse education program. A recipient is required to practice nursing in West Virginia for one (1) year following program completion.

7.1.b. An award of up to \$7,500 for a student who has completed (at least) one-half of a registered nurse education program. A recipient is required to teach or practice nursing in West Virginia for two (2) years following program completion.

7.1.c. An award of up to \$15,000 for a student in a nursing ~~education~~ master's degree program or a doctoral nursing or education program. A recipient is required to teach in West Virginia for two (2) years following program completion.

7.1.d. An award of up to \$1,000 per year for a student obtaining a licensed practical nurse teaching certificate. A recipient is required to teach in West Virginia for one (1) year per award received.

§133-58-8. Scholarship Provisions and Agreement.

8.1. Each scholarship recipient must be willing to sign a scholarship agreement, which shall fully disclose the terms and conditions under which a recipient is required to teach or practice nursing in West Virginia. No Nursing Scholarship Program funds will be disbursed until a signed agreement has been received by the Vice Chancellor for Administration.

8.2. The scholarship agreement shall contain the following provisions:

8.2.a. The recipient will agree to teach or practice nursing in West Virginia for the period of time established by this rule. It is the recipient's responsibility to provide the Vice Chancellor for Administration with evidence of compliance with the teaching and/or nurse practicing requirements.

8.2.b. Upon completion of his or her training, a recipient will receive a grace period of up to six months to locate employment that qualifies for the service requirement.

8.2.c. If a recipient fails to complete his or her training or fails to teach or practice nursing as required by the scholarship agreement, he or she will be required to make monetary repayment of the scholarship.

8.2.d. A recipient who receives an award in multiple award cycles from the Nursing Scholarship Program may not concurrently complete the service requirements associated with the awards.

§133-58-9. Repayment of Scholarship.

9.1. If a recipient does not fulfill the service requirement, he or she shall be obligated to repay to the Commission the principal and the interest that accrues on his or her scholarship award. The recipient will enter into a repayment agreement with the Commission governing the terms of his or her repayment. Interest will be charged at a rate prescribed by the Vice Chancellor for Administration and will begin to accrue at the time the repayment period begins.

9.2. If a recipient fails to complete his or her training, interest will accrue from the day on which the recipient withdrew from his or her training program.

9.3. If a recipient fulfills a portion of the service requirement, interest will accrue from the day on which the recipient ceased to fulfill the service requirement.

9.4. In the event a recipient fails to fulfill the training or service requirements, payment in full will normally be expected sixty (60) days from the date of non-compliance. In the event of extenuating circumstances, the Vice Chancellor for Administration may approve an alternate payment plan.

9.5. The repayment period may be extended during periods of deferment.

9.6. As permitted by federal law, applicable state regulations, and the terms of the scholarship agreement, the Vice Chancellor for Administration may assess reasonable collection costs, late charges and attorney fees to delinquent accounts.

9.7. The Commission shall exercise due diligence in the collection of amounts owed. Accounts more than one hundred and twenty (120) days past due may be referred to a collection agency and delinquent amounts may be reported to a credit bureau.

§133-58-10. Forgiveness.

10.1. In the event of a recipient's death or documented permanent and total disability, the unpaid amount of the repayment (principal, interest and any collection costs, late charges, and attorney fees) shall be forgiven.

10.2. To be eligible for forgiveness, a recipient or the recipient's estate must apply for and receive approval from the Vice Chancellor for Administration.

§133-58-11. Deferment.

11.1. To be eligible for a deferment, a recipient must apply for and receive approval from the Vice Chancellor for Administration. A deferment may be granted for periods of documented enrollment and attendance as a regular student in a full-time course of study at an accredited institution of higher education or for during documented active duty service, not in excess of four years, as a member of the armed services of the United States. Deferments also may be considered for other conditions and circumstances including documented disability, unemployment, or other economic hardship.

11.2. If the Vice Chancellor for Administration approves the deferment request, a student may defer making scheduled installment payments and will not be liable for any interest that might otherwise accrue during any period that he or she is enrolled and attending as a regular student in a full-time course of study at an accredited institution of higher education or while serving on active duty, not in excess of four (4) years, as a member of the armed services of the United States.

11.3. In the event of non-compliance with the deferment terms, payment in full is due sixty (60) days from the date of non-compliance. In the event of extenuating circumstances, the Vice Chancellor for Administration may approve an alternate payment plan.

§133-58-12. Appeal.

12.1. An applicant may appeal in writing the denial of an initial award or renewal award or any other decision within fifteen (15) days of receiving notification to the Senior Director of Financial Aid. The Director may consult with an appeals committee comprised of financial aid staff, and the Director shall issue a written decision upholding or reversing the initial decision within fifteen (15) days of receipt of the appeal.

12.2. An applicant or institution may further appeal in writing the decision of the Senior Director of Financial Aid within fifteen (15) days of receipt of notification of the decision to the Vice Chancellor for Administration. The Vice Chancellor for Administration shall issue a written decision upholding or reversing the Director's decision within twenty (20) days of receipt of the appeal.

12.3. Any appeal made should set forth in detail the grounds for the appeal. The decision rendered at each level shall address in writing each ground raised.



West Virginia Higher Education Policy Commission

Report to the Legislative Oversight Commission on Education Accountability

September 14, 2015

**Report on Tuition and Fees 2015-2016
§18B-10-1(k)**



Leading the Way:

Access. Success. Impact.

West Virginia Higher Education Policy Commission

1018 Kanawha Boulevard, East, Suite 700

Charleston, West Virginia 25301

www.hepc.wvnet.edu

MEMORANDUM

TO: Legislative Oversight Commission on Education Accountability

FROM: Paul L. Hill

DATE: September 14, 2015

RE: Report on Tuition and Fees for the 2015-2016 Academic Year

West Virginia Code §18B-10-1(k)(1) requires the West Virginia Higher Education Policy Commission (Commission) to approve any proposed resident tuition and fee increases for state institutions of higher education in excess of five percent. The following types of tuition and fee increases are exempt from the five percent limitation:

- Programmed fee increases constituted as part of pre-existing institutional bond obligations or covenants.
- Tuition increases related to fee simplification proposals that result in an expense neutral change for an in-state student.

The average percentage increase, for resident undergraduate students at the State's public four-year institutions (including West Virginia University – Potomac State College) is 4.3 percent. West Virginia University and West Virginia State University requested 10 percent and 7 percent increases respectively. The Commission, after careful review, agreed that each of these institutions had budgetary needs that justified their request.

The tuition and fees for the 2015-2016 academic year, as approved by the Commission on June 22, 2015, are outlined by institution in the following tables:

- Summary of Regular Tuition and Fees for Undergraduate Students
- Regular Tuition and Fees for Graduate Students and First Professional
- Special Fees and Charges
- Room and Board Charges

West Virginia Higher Education Policy Commission

Summary of Regular Tuition and Fees - 2015-16 Academic Year

Resident Undergraduate Students

Institution	Tuition and Fees 2015-16
Bluefield State College	\$ 6,120
Concord University	\$ 6,744
Fairmont State University	\$ 6,620
Glenville State College ¹	\$ 7,032
Marshall University	\$ 6,814
Shepherd University	\$ 6,830
West Liberty University	\$ 6,702
WLU (RN to BSN) Res/Metro/Non-Res	\$ 6,226
WLU BA in Organiz. Leadership and Admin Res/Metro/Non Res	\$ 6,910
WLU Nursing & Dental Hygiene	\$ 7,652
WLU College of Science (Excludes Nursing & Dental Hygiene)	\$ 7,002
WLU Business, Graphic Design and Broadcast Journalism	\$ 6,952
West Virginia State University	\$ 6,662
West Virginia University	\$ 7,632
WVU Institute of Technology	\$ 6,336
WVU - Potomac State College	\$ 3,864
Bachelor's Degree	\$ 4,752

1 On April 8, 2015, Glenville State College's Board of Governors approved a Tuition Guarantee Plan that will fix a student's tuition for four years as long as they complete 30 or more credit hours per year toward their major while maintaining at least a 2.0 GPA.

West Virginia Higher Education Policy Commission

Regular Tuition and Fees - 2015-16 Academic Year

Undergraduate Students

Institution	Tuition and Fees 2015-16
Bluefield State College	
Resident	\$ 6,120
Metro	\$ 8,700
Non-Resident	\$ 11,280
Concord University	
Resident	\$ 6,744
Discount Rate	
Non-Resident	\$ 14,824
Fairmont State University	
Regular Undergraduate	
Resident	\$ 6,620
Non-Resident	\$ 13,970
Glenville State College¹	
Resident	\$ 7,032
Metro	\$ 11,472
Non-Resident	\$ 15,888
Marshall University	
Resident	\$ 6,814
Metro	\$ 11,958
Non-Resident	\$ 15,602
Shepherd University	
Resident	\$ 6,830
Non-Resident	\$ 16,628
West Liberty University	
Resident	\$ 6,702
Metro	\$ 11,906
Non-Resident	\$ 14,112
WLU (RN to BSN)	
Resident/Metro/Non-Resident	\$ 6,226
WLU Bachelor of Arts in Organizational Leadership and Administration	
Resident/Metro/Non-Resident	\$ 6,910
WLU Nursing & Dental Hygiene	
Resident	\$ 7,652
Metro	\$ 12,856
Non-Resident	\$ 15,062

Regular Tuition and Fees - 2015-16 Academic Year
Undergraduate Students

Institution	Tuition and Fees 2015-16
WLU College of Science (Excludes Nursing & Dental Hygiene)	
Resident	\$ 7,002
Metro	\$ 12,206
Non-Resident	\$ 14,412
WLU Business, Graphic Design and Broadcast Journalism	
Resident	\$ 6,952
Metro	\$ 12,156
Non-Resident	\$ 14,362
West Virginia State University	
Resident	\$ 6,662
Metro	\$ 12,156
Non-Resident	\$ 15,572
West Virginia University	
Resident	\$ 7,632
Non-Resident	\$ 21,432
WVU Institute of Technology	
Resident	\$ 6,336
Non-Resident	\$ 15,936
WVU - Potomac State College	
Resident	\$ 3,864
Metro	\$ 6,240
Non-Resident	\$ 10,080
Bachelor's Degree	
Resident	\$ 4,752
Metro	\$ 7,320
Non-Resident	\$ 11,256

West Virginia Higher Education Policy Commission

Regular Tuition and Fees - 2015-16 Academic Year Graduate Students

Institution	Tuition and Fees 2015-16
Concord University	
Resident	\$ 7,240
Non-Resident	\$ 12,622
Fairmont State University	
Regular Graduate	
Resident	\$ 7,148
Non-Resident	\$ 15,296
Marshall University	
Resident	\$ 7,068
Metro	\$ 12,764
Non-Resident	\$ 17,058
School of Medicine - Professional/Medicine	
Resident	\$ 20,100
Non-Resident	\$ 47,690
School of Pharmacy - Doctorate	
Resident	\$ 18,192
Non-Resident	\$ 31,856
School of Physical Therapy - Doctorate	
Resident	\$ 10,848
Non-Resident	\$ 17,196
School of Medicine - Graduate/Biomedical Science (Excluding Forensic Science)	
Resident	\$ 9,270
Metro	\$ 13,490
Non-Resident	\$ 19,240
School of Medicine - Graduate/Forensic Science	
Resident	\$ 8,476
Metro	\$ 12,690
Non-Resident	\$ 18,536

West Virginia Higher Education Policy Commission

Regular Tuition and Fees - 2015-16 Academic Year Graduate Students

Institution	Tuition and Fees 2015-16
Masters of Public Health	
Resident	\$ 10,400
Non-Resident	\$ 22,270
Shepherd University	
Resident	\$ 7,470
Non-Resident	\$ 10,656
West Liberty University	
Resident	\$ 7,074
Non-Resident	\$ 11,124
Physicians Assistant Program*	
Resident	\$ 13,230
Non-Resident	\$ 19,846
*The above amounts are based on a regular academic term of two semesters. West Liberty University's Physician Assistant Program is accelerated and requires students to enroll for four semesters a year at \$26,460 for resident students and \$39,692 for non-resident students. Fees are approved one year in advance.	
West Virginia State University	
Resident	\$ 7,324
Non-Resident	\$ 17,128
West Virginia University	
Resident	\$ 8,568
Non-Resident	\$ 22,140

West Virginia Higher Education Policy Commission

Academic Year 2015-16 (Per Semester Rate)

Room and Board Rates

III. Room and Board Charges		Requested Rate Per Semester 2015-16
Concord University:		
Residence Hall excluding North & South Towers		
Single Room		\$ 2,769
Double Room		\$ 2,091
Triple/Suite		\$ 2,091
North & South Towers		
Single Room		\$ 2,998
Double Room		\$ 2,320
Triple/Suite		\$ 2,320
Board		\$ 2,014
Fairmont State University:		
Bryant Place (singles) (per bed price)		\$ 2,888
Bryant Place (doubles) (per bed price)		\$ 2,439
Bryant Place (triples) (per bed price)		\$ 2,371
Prichard (double) (per bed price)		\$ 2,145
Morrow (double) (per bed price)		\$ 2,145
Pence (double) (per bed price)		\$ 2,145
Note: Damage Deposit Dorms \$200.00		
Board - 15 Meal Plan with 65 points (5-day)		\$ 1,774
Board - 19 Meal Plan with 75 points (7-day)		\$ 1,944
Board - new 15 Meal Plan with 150 points (7-day)		\$ 1,867
Board - new 12 Meal Plan with 225 points (5-day)		\$ 1,800
Glenville State College:		
Pickens Hall (Scott Suites)		
Double		\$ 2,205

West Virginia Higher Education Policy Commission

Academic Year 2015-16 (Per Semester Rate)

Room and Board Rates

III. Room and Board Charges		Requested Rate Per Semester 2015-16
Goodwin Hall		
Single		\$ 3,439
Double		\$ 2,793
Board Plan		\$ 2,058
Micro-Frig Rental		\$ 26
Television Cable Fee		\$ 60
Apartments:		
Pickens Hall:		
Scott Wing - furnished suite for married couples		\$ 3,307
Pioneer Village		\$ 3,265
Marshall University		
Holderby Hall		
Deluxe Single		\$ 3,248
Twin Towers:		
Deluxe Single		\$ 3,648
Double Room		\$ 2,618
Buskirk:		
Deluxe Single		\$ 3,721
Double		\$ 2,671
Marshall Commons:		
Single Room Suite		\$ 4,095
Double Room Suite		\$ 3,068
First Year Residents Hall (Capstone)		
Double Room with Bath		\$ 3,042
Summer Housing		
Single Room		\$ 1,140
Double Room		\$ 819
Early Arrival / Break Housing		
Single Room		\$ 40

West Virginia Higher Education Policy Commission

Academic Year 2015-16 (Per Semester Rate)

Room and Board Rates

III. Room and Board Charges		Requested Rate Per Semester 2015-16
Double Room		\$ 30
Off-Campus Overflow (Used only when needed)		
Single occupancy/per day		\$ 40
Double occupancy/per day		\$ 30
Board - Unlimited w/\$50 Flex Dollars		\$ 1,874
Board - Unlimited w/\$150 Flex Dollars		\$ 1,974
Board - Unlimited w/\$250 Flex Dollars		\$ 2,074
Board - 15 Meal Plan		\$ 1,770
Board - 15 Meal Plan w/\$100 Flex Dollars		\$ 1,870
Board - 15 Meal Plan w/\$200 Flex Dollars		\$ 1,970
Board - 10 Meal Plan		\$ 1,430
Board - 10 Meal Plan w/\$400 Flex Dollars		\$ 1,830
Board - 10 Meal Plan w/\$500 Flex Dollars		\$ 1,930
Board - Commuter Meal Plan		
50 Meals w/\$50 Flex Dollars		\$ 422
30 Meals w/\$50 Flex Dollars		\$ 278
20 Meals w/\$50 Flex Dollars		\$ 216
Ultimate Access Meal Plan		\$ 2,345
Ultimate Access Summer Meal Plan		\$ 1,869
Summer Unlimited Meal Plan		\$ 584
Shepherd University:		
Gardiner Hall, Kenamond Hall and Turner Hall:		
Double		\$ 2,250
Single		\$ 3,375
Shaw Hall and Thatcher Hall:		
Double		\$ 2,750
Single		\$ 4,125
West Woods Complex and Miller Hall:		
Suite/Double		\$ 3,095
Suite/Single		\$ 4,642

West Virginia Higher Education Policy Commission

Academic Year 2015-16 (Per Semester Rate)

Room and Board Rates

III. Room and Board Charges		Requested Rate Per Semester 2015-16
Board(average)		\$ 2,062
West Liberty University:		
Residence Hall Capital Fee		\$ 415
Single-All Others		\$ 2,745
Double-All Others		\$ 1,850
Single-Rogers Hall		\$ 2,695
Double-Rogers Hall		\$ 1,800
University Place		\$ 2,890
Board		
Regular meal plan		\$ 1,975
5 meal plan		\$ 670
50 meal block plan		\$ 350
Cable & Internet Fee		
		\$ 165
West Virginia State University:		
All Residence Halls:		
Keith Scholars Hall 2BR		\$ 3,384
Keith Scholars Hall 2BR Handicap		\$ 3,384
Keith Scholars Hall 2BR Resident Advisor/Assistant Unit		\$ 3,510
Keith Scholars Hall 3BR		\$ 3,384
Keith Scholars Hall 4BR		\$ 3,384
Keith Scholars Hall 4BR Handicap		\$ 3,384
Sullivan West		
Single		\$ 2,999
Double		\$ 2,070
Sullivan East		
Double		\$ 2,070
Single		\$ 2,999
Sullivan East Independent (8th Floor) (no double occupancy)		\$ 3,142
Dawson Single		\$ 3,158
Dawson Double		\$ 2,162
Dawson Room (Summer only) per week		\$ 250

West Virginia Higher Education Policy Commission

Academic Year 2015-16 (Per Semester Rate)

Room and Board Rates

III. Room and Board Charges		Requested Rate Per Semester 2015-16
Sullivan Room (Summer only) per week	\$	223
Keith Scholars Room (Summer only) per week	\$	425
Board Plans:		
Board - Option #1	\$	2,210
Board - Option #2	\$	1,955
Board - Option #3	\$	2,019
Board (Summer only) per week	\$	179
Dining Dollars (minimum opening balance)	\$	150
Commuter Plan - New students/new transfers	\$	300
Commuter Plan - Returning students	\$	270
Faculty/Staff Plans		
Block 25	\$	138
Block 50	\$	264
West Virginia University:		
Residence Hall Rooms ¹		
Single room	\$	3,217
Double room	\$	2,565
Triple room	\$	2,433
Quad room	\$	2,290
Single Occupancy in Double Room	\$	3,677
Single suite	\$	3,217
Double suite	\$	2,730
Triple suite	\$	2,703
Quad suite	\$	2,681
¹ Applies to Evansdale Residential Complex, Arnold, Boreman, Dadisman, Spruce House and Pierpont.		
Summit Hall		
Single Suite	\$	3,309
Double Suite	\$	2,809
Stalnaker Hall		

West Virginia Higher Education Policy Commission

Academic Year 2015-16 (Per Semester Rate)

Room and Board Rates

III. Room and Board Charges		Requested Rate Per Semester 2015-16
Single Suite	\$	3,381
Double Suite	\$	2,873
Lincoln Hall		
Single room, shared bath	\$	3,381
Single suite, private bath	\$	3,381
Double suite	\$	3,242
Honors Hall		
Single Suite	\$	3,431
Double Suite	\$	3,287
University Park		
Double Suite	\$	3,786
Board Plans		
20 Meals per week Plan w/\$50 Bonus Bucks	\$	2,371
15 Meals per week Plan w/\$50 Bonus Bucks	\$	2,085
Blue Plan - 160 meals + \$300 Bonus Bucks	\$	1,885
Gold Plan - 220 +300 Bonus Bucks	\$	2,392
Gold Plan Refills	\$	176
Blue Plan Refills	\$	176
Upper Class Elite: 80 meals/semester with \$100 Bonus Bucks	\$	862
Upper Class Elite: 80 meals/semester	\$	452
West Virginia University Institute of Technology:		
Residence Hall Rooms		
Maclin Hall	\$	3,521
Single room	\$	2,726
Double room - Fall & Spring Semesters	\$	3,700
Double room as a Single	\$	3,179
Private Double Suite Room	\$	3,800
Double Suite Room	\$	1,869
Double Suite Room as a Single	\$	2,117

West Virginia Higher Education Policy Commission

Academic Year 2015-16 (Per Semester Rate)

Room and Board Rates

III. Room and Board Charges	Requested Rate Per Semester 2015-16
Ratliff Hall	
Private Double Suite Room as a Single	\$ 3,294
Double Room as a Single	\$ 3,067
Double Room	\$ 2,271
Private Double Suite Room	\$ 2,498
Triple Room	\$ 1,493
Triple Room Suite	\$ 1,665
Summer Daily Rate	\$ 24
Board Plans	
10 Meal per week Plan (per semester)	\$ 1,673
15 Meal per week Plan (per semester)	\$ 1,812
19 Meal per week Plan (per semester)	\$ 1,948
25 Meal Plan (per semester)	\$ 207
50 Meal Plan (per semester)	\$ 399
80 Meal Plan (per semester)	\$ 617
Potomac State College of West Virginia University:	
Residence Hall Rooms ¹	
Single room	\$ 2,418
Double room - Fall & Spring Semesters	\$ 1,820
Double room - Daily Rate	\$ 16
Triple room	\$ 1,565
Double Suite	\$ 2,497
Catamount Place	
Single room	\$ 2,418
Double room	\$ 1,820
Double Suite	\$ 2,232
Double with half bath	\$ 1,991
Single with half bath	\$ 2,587

West Virginia Higher Education Policy Commission

Academic Year 2015-16 (Per Semester Rate)

Room and Board Rates

III. Room and Board Charges	Requested Rate Per Semester 2015-16
University Place	
Single Suite	\$ 3,037
Double Suite - Fall and Spring Semesters	\$ 2,232
Private Double Suite - Fall and Spring Semesters	\$ 2,615
Double Suite -Daily Rate	\$ 19
Private Double Suite - Daily Rate	\$ 22
Residence Hall and Commuter Meal Plans	
Board - 19 Meal Plan w/\$50 Bonus Bucks	\$ 2,006
Board - 15 Meal Plan w/\$50 Bonus Bucks	\$ 1,889
Board - 10 Meal Plan w/\$50 Bonus Bucks	\$ 1,638
Board Plans	
25 Meal Plan (per semester)	\$ 252
50 Meal Plan (per semester)	\$ 392
80 Meal Plan (per semester)	\$ 538
25 Meal Plan (per semester) w/\$100 Bonus Bucks	\$ 352
50 Meal Plan (per semester) w/\$100 Bonus Bucks	\$ 492
80 Meal Plan (per semester) w/\$100 Bonus Bucks	\$ 638

West Virginia Higher Education Policy Commission

Academic Year 2015-16 Special Fees and Charges

II. Special Fees and Charges		Semester/ Occurrence 2015-16
Bluefield State College:		
Engineering Technology & Computer Science Fee (per credit hour)	\$	25
Health Science Programmatic Fee:		
(A. S. N.)	\$	450
(A. S. R. T. - Summer I & II, Fall, Spring)	\$	225
LPN to RN Program Annual Fee (Bluefield & Beckley Campus)	\$	500
BS Nursing (per credit hour)	\$	25
BS Radiologic Science (per credit hour)	\$	25
Business Lab Fee (per credit hour)	\$	20
Business Programmatic	\$	100
BS Education Programmatic Fee	\$	100
On Line Fee (per credit hour)	\$	30
Regents' BA Degree Evaluation	\$	300
Portfolio RBA Fee (per credit hour)	\$	10
Science Programmatic Fee (per credit hour)	\$	35
Technology Fee (Degree Seeking Students)	\$	42
Late Registration	\$	30
Transcript (After First)	\$	5
Graduation	\$	50
Diploma Replacement	\$	10
Parking Processing Fee	\$	10
Returned Check Fee	\$	25
Concord University:		
International Orientation Fee	\$	130
Orientation Fee	\$	85
Business Major Fee	\$	50
Late Registration Fee	\$	25
College Court Rent Late Fee	\$	20
Rental Property Late Fee	\$	20
Transcript Fee	\$	5
Priority Transcript Fee	\$	10

West Virginia Higher Education Policy Commission

Academic Year 2015-16 Special Fees and Charges

II. Special Fees and Charges	Semester/ Occurrence 2015-16
Graduation Fee	\$ 50
Regents BA Degree Evaluation	\$ 300
Regents BA Degree Per Hour Posting Fee	\$ 10
Advanced Standing Exam	\$ 55
Dorm Damage Deposit	\$ 50
Damage Deposit College Courts	\$ 75
Security Deposit on Rental Properties *	\$ 225
Diploma Replacement	\$ 25
Late Graduation Fee	\$ 20
Returned Check Fee	\$ 25
Technology Course Fee (per credit hour)	\$ 6
Lab Fee	\$ 25
Art Lab/Clay Fee (per credit hour)	\$ 25
Service Fee - Installment Plan	\$ 50
Directed Student Teaching (6hrs)	\$ 50
Athletic Training Special Fee	\$ 100
Tutorial Fee	\$ 125
Post Office Box Rental	\$ 8
Parking Permit Decal	\$ 25
Graduate Application Fee	\$ 25
Replacement ID	\$ 25
Reinstatement Fee	\$ 125
English as a Second Language (ESL) Program	\$ 6,430
Fairmont State University	
<i>Program Specific Fees:</i>	
School of Nursing	\$ 250
School of Business	\$ 150
Masters of Architecture	\$ 400
College of Science & Technology	\$ 200
Architecture Program Fee	\$ 200
Criminal Justice Program	\$ 150

West Virginia Higher Education Policy Commission

Academic Year 2015-16 Special Fees and Charges

II. Special Fees and Charges	Semester/ Occurrence 2015-16
Flight School Rates (FSU 141): ¹	
Private Pilot License	\$ 9,108
Instrument Rating License	\$ 11,555
Commercial License	\$ 33,653
Flight School Rates (HOVA 141):	
Private Pilot License	\$ 7,928
Instrument Rating License	\$ 8,600
Commercial License	\$ 29,493
¹ Flight school was previously operated by Pierpont. The cost indicated is total cost to obtain license if students training schedule is met.	
Fairmont is in conversation with the Veterans Administration to be able to use their contracted servicer's part 141 program to offer their students significant savings to obtain their license in these three flight programs.	
<i>Special Fees:</i>	
Application Fee - Graduate	\$ 40
Application Fee - Undergraduate	\$ 20
Credential Fee - Placement	\$ 3
Community College Baccalaureate Enhancement Fee (per credit hour)	
Resident	\$ 78
Non-Resident	\$ 113
Credit for Life Experience Evaluation	\$ 300
Course Fee (per credit hour) (previously known as Technology Fee)	\$ 6
Diploma Replacement	\$ 50
E-Rate University (per 3 hour course)	\$ 972
E-Rate Graduate (per 3 hour course)*	\$ 1,476
E-Learning Course Fee (per 3 hour course) (FS Students)	\$ 225
Exam for Course Credit (per credit hour)	\$ 22
Excess course withdrawal fee (per course assessed after 8 courses have been dropped)	\$ 50
Faculty and Staff Parking Fee - Full-time (will be prorated if less than full-time) Annual	\$ 180
Fine Arts Course Fees (per credit hour):	
- Art - Pottery Materials Fee	\$ 15
- Art Painting/Drawing Materials Fee	\$ 7

West Virginia Higher Education Policy Commission

Academic Year 2015-16 Special Fees and Charges

II. Special Fees and Charges	Semester/ Occurrence 2015-16
- Debate - Materials Fee	\$ 15
- Music Lessons Fee	\$ 10
- Theatre Materials Fee	\$ 15
Foreign Languages Course Fee (per credit hour)	\$ 8
Graduation (fee for Graduate Students)	\$ 70
Graduation (fee for Undergraduate Students)	\$ 50
Graduation Application Late Fee	\$ 50
ID Card Replacement Fee	\$ 15
Late Registration	\$ 50
Late Payment Fee	\$ 50
Occupational Develop/Tech Studies Degree Evaluation	\$ 150
Off-Campus Instruction (per credit hour up to 12 hours max)	\$ 15
MBA Course Fee (per credit hour)	\$ 25
New Student Fee	\$ 120
Nursing Lab Fee (per credit hour)	\$ 12
Nursing Testing Fee (per semester)	\$ 166
Nursing Uniform Fee (once per program)	\$ 155
Priority Transcript Fee	\$ 9
Regents' BA Degree Evaluation	\$ 300
Reinstatement Fee	\$ 25
Returned Check Fee	\$ 15
Senior Citizens Audit Fee (per credit hour)	\$ 22
Teacher Education - Clinical Experiences Fee	\$ 150
University/Graduate Enhancement Fee (per credit hour)	
Resident	\$ 116
Non-Resident	\$ 257
HHP Outdoor Course Fee (per credit hour)	\$ 30
Fine Arts Major Course Fee (per credit hour)	\$ 50
School of Education Portfolio Fee (one-time)	\$ 130
Storytelling Course Fee (per credit hour)	\$ 40
Tobacco Free Fine (2nd offense)	\$ 50
Tobacco Free Fine (3rd offense)	\$ 100

West Virginia Higher Education Policy Commission

Academic Year 2015-16 Special Fees and Charges

II. Special Fees and Charges		Semester/ Occurrence 2015-16
Supplemental Math Course Fee	\$	75
SCIE Course Fee	\$	75
On-line/Hybrid Course Fee (per 3 hour course)	\$	75
Glenville State College		
ACT Residual Test - institutional charge	\$	50
Application Fee	\$	20
Application Fee - International	\$	100
Applied Music Fee (per course)	\$	160
Art - Digital Media (ART 270, 280, 350, 351, 370, 380, 490)	\$	100
Art - Kiln Fee	\$	70
Art Studio Fee	\$	50
Art 330	\$	30
Baccalaureate Degree in Criminal Justice - Correction Officers (per credit hour)	\$	175
Bad Check Fee	\$	25
Business Program Assessment Fee (BUSN 100)	\$	35
Certificate Program	\$	20
Credit by Examination (per credit hour)	\$	40
Computer Science - CSCI 101,201, 286, 304, 305, 335, 352 & 386	\$	30
Computer Science - CSCI 202, 360, 381, 405 & 435	\$	30
Computer Science - Mkt 203 & 379	\$	30
American Humanities / Nonprofit Cert. Entrance Fee	\$	40
American Humanities / Nonprofit Final Portfolio Assmt Fee	\$	100
Criminal Justice Fee - CRJU 215, 313, 314, 315, 445	\$	150
Criminal Justice Fee - CRJU240	\$	100
Criminal Justice Fee - CRJU 335, 435, 493	\$	30
Diploma Replacement Fee	\$	25
Education Fee - EDUC 343, 345	\$	50
Educational Foundations Fee (per course)	\$	100
Facsimile Fee (per page)	\$	1
Fingerprint Fee (EDUC 203)	\$	25
First Year Experience Fee	\$	100

West Virginia Higher Education Policy Commission

Academic Year 2015-16 Special Fees and Charges

II. Special Fees and Charges	Semester/ Occurrence 2015-16
Graduation Fee (exclusive of cap and gown)	\$ 40
Graduate Verification Letter	\$ 5
Health Course Fee (HLTH 331)	\$ 40
Internet Fee (per semester)	\$ 65
ITQ Profession Development Course Fee	\$ 25
Land Resources Lab Fee	\$ 40
Land Resources Individual Research Course	\$ 40
Late Graduation Fee	\$ 100
Mathematics Fee - MATH 230, 256, 327, 356	\$ 50
Music Instrument Rental Fee	\$ 50
Non-resident Food Service Fee	\$ 50
NTE Scores (copy)	\$ 5
Nursing Program Fee (per semester)	\$ 400
On-Line Course Fee (per credit hour)	\$ 50
On-Line Criminal Justice Program Tuition (per credit hour)	\$ 220
On-Line Criminal Justice Program Fee (per semester)	\$ 150
Parking Permit - Commuter	\$ 60
Parking Permit - Resident	\$ 100
Parking Permit - Reserved	\$ 200
Photocopy Charges (per page)	\$ 2
Physical Education Fee (PE 230, 231)	\$ 20
Physical Education Fee (PE 201, 421)	\$ 20
Physical Education Fee (PE 224)	\$ 20
Physical Educ. Fee (PED 119, 219, 301, 319, 326, 419)	\$ 10
Physical Educ. Fee (PED 132, 136)	\$ 10
Regent's BA Degree Evaluation	\$ 300
Regent's BA Degree Posting Fee (per credit hour)	\$ 10
Replacement ID Card	\$ 10
Replacement - Room Key (Pioneer Village)	\$ 75
Replacement - Room Key Cylinder	\$ 75
Replacement Room Access Card (Goodwin)	\$ 20
Room Reservation Fee	\$ 100

West Virginia Higher Education Policy Commission

Academic Year 2015-16 Special Fees and Charges

II. Special Fees and Charges		Semester/ Occurrence 2015-16
Late Registration Fee	\$	100
SAFE 333	\$	100
Science Department Individual Research Courses	\$	50
Science Laboratory Fee (per course)	\$	50
Science Course Fee - SCNC 105, 204, 205, 302, 305, 0405	\$	70
Teacher Education Admission Fee	\$	200
Teacher Endorsement Evaluation	\$	25
TOEFL Test - institutional charge	\$	5
Transcript	\$	7
Transcript - National Student Clearinghouse	\$	5
Transcript - Express	\$	35
Transcript - FAX	\$	5
Marshall University		
Undergraduate College/Program Fees		
College of Arts & Media - Fine Arts		
Resident	\$	320
Metro and Non-Resident	\$	395
College of Arts & Media - Journalism & Mass Communication		
Resident	\$	100
Metro and Non-Resident	\$	175
College of Business		
Resident	\$	150
Metro and Non-Resident	\$	250
College of Education & Professional Development		
Resident	\$	188
Metro and Non-Resident	\$	188
College of Health Professions		
Resident	\$	200
Metro and Non-Resident	\$	450
College of Health Professions - Kinesiology		
Resident	\$	300

West Virginia Higher Education Policy Commission

Academic Year 2015-16 Special Fees and Charges

II. Special Fees and Charges	Semester/ Occurrence 2015-16
Metro and Non-Resident	\$ 550
College of Health Professions - Clinical Laboratory Science, Communication Disorders, Dietetics	
Resident	\$ 300
Metro and Non-Resident	\$ 550
College of Health Professions - Nursing	
Resident	\$ 450
Metro and Non-Resident	\$ 700
College of Information Technology and Engineering	
Resident	\$ 550
Metro and Non-Resident	\$ 850
College of Liberal Arts	
Resident	\$ 100
Metro and Non-Resident	\$ 100
College of Science	
Resident	\$ 160
Metro and Non-Resident	\$ 200
Graduate College/Program Fees	
College of Arts & Media - Fine Arts	
Resident	\$ 175
Metro and Non-Resident	\$ 395
College of Arts & Media - Journalism & Mass Communication	
Resident	\$ 100
Metro and Non-Resident	\$ 175
College of Business	
Resident	\$ 300
Metro and Non-Resident	\$ 500
College of Business - Executive MBA Program	
Resident	\$ 4,500
Non-Resident	\$ 4,500
Metro	\$ 4,500
College of Education & Professional Development	
Resident	\$ 45

West Virginia Higher Education Policy Commission

Academic Year 2015-16 Special Fees and Charges

II. Special Fees and Charges	Semester/ Occurrence 2015-16
Metro and Non-Resident	\$ 45
College of Education & Professional Development - EdD/EdS, SPSY, MA in Special ED, MAT/PBC	
Resident	\$ 108
Metro and Non-Resident	\$ 108
College of Health Professions	
Resident	\$ 275
Metro and Non-Resident	\$ 650
College of Health Professions - Kinesiology	
Resident	\$ 375
Metro and Non-Resident	\$ 750
College of Health Professions - Communication Disorders, Dietetics	
Resident	\$ 375
Metro and Non-Resident	\$ 750
College of Health Professions - Nursing	
Resident	\$ 525
Metro and Non-Resident	\$ 900
College of Information Technology & Engineering	
Resident	\$ 550
Metro and Non-Resident	\$ 850
College of Liberal Arts	
Resident	\$ 85
Metro and Non-Resident	\$ 85
College of Liberal Arts - Psychology Doctorate	
Resident	\$ 1,068
Non-Resident	\$ 1,446
Metro	\$ 1,068
College of Science	
Resident	\$ 160
Metro and Non-Resident	\$ 200
Special Fees:	
Enrollment Deposit:	
Undergraduate	\$ 100

West Virginia Higher Education Policy Commission

Academic Year 2015-16 Special Fees and Charges

II. Special Fees and Charges	Semester/ Occurrence 2015-16
School of Pharmacy	\$ 500
School of Physical Therapy	\$ 500
Application Fees:	
Undergraduate/Graduate	\$ 40
Undergraduate/Graduate - Transfers	\$ 50
Undergraduate - Readmission	\$ 25
School of Medicine - Resident	\$ 75
School of Medicine - Non-Resident	\$ 100
School of Nursing	\$ 30
Masters of Public Health	\$ 30
School of Pharmacy	\$ 100
Dietetic Internship Program	\$ 25
International Application/Express Mail Fee	\$ 150
Course Fees:	
COHP-SOK - SCUBA	\$ 200
COHP-SOK - Activity Course Fee	\$ 40
COHP-MPH - Non-major Course Fee (per 3 hour course)	\$ 1,483
E-Delivery Course Fee	\$ 40
Special Program Fees (in lieu of regular tuition)	
High School E-Course Fee - per Credit Hour	\$ 134
wwROCKS Course Fee (Undergraduate) - per Credit Hour	\$ 223
Undergraduate Distance Programs (Specifically identified) - per semester Full-time	\$ 2,580
Graduate Distance Programs (Specifically identified) - per semester Full-time	\$ 2,790
Course for Senior Citizens - per Course	\$ 50
Diploma Fees:	
Certificate Fee	\$ 15
Associate Degree	\$ 50
Baccalaureate Degree	\$ 50
Master's Degree	\$ 50
Diploma Replacement	\$ 50
First Professional Degree	\$ 100
Doctoral Degree	\$ 100
Other Fees:	

West Virginia Higher Education Policy Commission

Academic Year 2015-16 Special Fees and Charges

II. Special Fees and Charges		Semester/ Occurrence 2015-16
CLEP/DANTES Testing	\$	15
International Student Fee	\$	75
Late Registration/Payment Fee	\$	25
Meal Card/I. D. Replacement	\$	20
MUGC Alternative Assessment (Per Credit Hour)	\$	25
Orientation/Student Success Fee	\$	50
Pharmacy - Matriculation Fee (Annual - Year 1 Only)	\$	270
Pharmacy - Practice Ready Fee (Annual Year 2-4 Only)	\$	270
Pharmacy - Progression Fee (Annual)	\$	280
Pharmacy - Simulation Fee (Annual)	\$	350
Regents' BA Degree Evaluation	\$	300
Regents' BA Posting Fee (Per credit hour awarded)	\$	10
Reinstatement Fee - Course Schedule	\$	25
Returned Check Fee	\$	25
Revalidation of Credit Fee (Per Hour)	\$	25
Study Abroad Application/advising/shipping fee - one-time	\$	150
Study Abroad Program Registration Fee - per Program	\$	100
Transcript (after first)	\$	8
Transfer Evaluation Fee	\$	50
University College - Placement Testing Fee	\$	10
Visiting Student Credential Fee - SOM	\$	50
Residence Services Fees:		
Improper Check-out Fee - Dorm	\$	50
Mail Box - Re-Key (Per Lock)	\$	30
Reservation Deposit	\$	200
Room Re-Key (per lock)	\$	40
Shepherd University:		
Admissions Application Fee (Under-grad)	\$	45
Admissions Deposit (non-refundable)	\$	100
Applied Music Fee (per credit hour)	\$	306
Archaeology Lab Fee	\$	20

West Virginia Higher Education Policy Commission

Academic Year 2015-16 Special Fees and Charges

II. Special Fees and Charges	Semester/ Occurrence 2015-16
Art Studio Fee	\$ 45
Bowling Course Fee	\$ 45
CIS Lab Fee	\$ 30
Communication Course Fee	\$ 25
Doctorate Nurse Practitioner Clinical Fee	\$ 200
EDPD (per credit hour)	\$ 49
Diploma Replacement	\$ 20
Education Major Fee	\$ 40
Electronic Course fee (per credit hour)	\$ 35
Emergency Transcript	\$ 15
Family & Consumer Sciences Fee	\$ 40
FYEX Course fee	\$ 10
Graduate Admissions Fee (non-refundable)	\$ 40
Graduation Fee	\$ 50
Health, Physical Education, Recreation & Sports Fee	\$ 37
History Course Fee (304 only)	\$ 75
I.D. Card Replacement	\$ 25
Late Payment Fee	\$ 25
Late Registration Fee (non-refundable)	\$ 25
MAT Transcript Analysis Fee	\$ 20
Math Course Fee	\$ 30
MBA Fee	\$ 35
Music Lab Fee	\$ 30
Nursing Program Fee	\$ 400
Nursing Lab Fee	\$ 75
Nursing NCLEX Review Fee (senior year only)	\$ 90
Parking Fee	\$ 70
Physical Education Major Program Fee	\$ 20
RBA Posting Fee (per credit hour)	\$ 10
Recreation Major Program Fee	\$ 40
Regents' BA Degree Evaluation	\$ 300
Return Check Handling Fee	\$ 20

West Virginia Higher Education Policy Commission

Academic Year 2015-16 Special Fees and Charges

II. Special Fees and Charges	Semester/ Occurrence 2015-16
Science Lab Fee	\$ 40
Special Examination (per credit hour)	\$ 25
Student Services Fee	\$ 140
Transcript (after first request)	\$ 5
West Liberty University	
ADA Accommodation Evaluation	\$ 400
BA in Organizational Leadership and Admin Materials Fee	\$ 200
Ceramics Material Fee	\$ 100
Credit Hour Overload Registration Fee (19+ hours)	\$ 300
Dental Hygiene Instrument Kit	\$ 1,130
Dental Hygiene Side Kick Instrument Sharpened	\$ 925
Dental Hygiene Ultrasonic Instrument	\$ 150
Dental Hygiene X-Ray XCP Instruments	\$ 225
Dental Hygiene Clinic IV **	\$ 150
Diploma Replacement	\$ 25
Electronic On-line Course	\$ 150
Freshmen Orientation	\$ 100
Graduation - Graduate	\$ 150
Graduation - Undergraduate	\$ 125
ATI Pediatrics	\$ 370
ATI (HESI) Pharmacology	\$ 240
ATI Fundamentals	\$ 270
ATI (HESI) Exit and Live Review	\$ 310
Drug Screening/Critical Thinking Exams	\$ 15
Hilltopper Academy Registration	\$ 50
Forever Hilltopper (1 time fee)	\$ 150
Late Graduation	\$ 110
Late Registration	\$ 100
Miller Analog Test	\$ 75
Natural Science Lab	\$ 75
Outside Laptop Service (Per occurrence)	\$ 75

West Virginia Higher Education Policy Commission

Academic Year 2015-16 Special Fees and Charges

II. Special Fees and Charges		Semester/ Occurrence 2015-16
PA Application	\$	25
Parking (Employee per year)	\$	50
Parking Permit (student per year)	\$	75
Priority Transcripts	\$	25
Private Music Lessons	\$	120
Red Cross Certification	\$	50
Regents BA Posting Fee (plus \$10 per credit hour)	\$	300
Regional Practical/Internship	\$	100
Registration Reinstatement	\$	25
Return Check Charge	\$	25
Scuba Diving	\$	160
Security card replacement	\$	15
Student Teaching	\$	175
Transcripts	\$	7
Tuition Payment Plan	\$	30
Work for Life (plus \$15 per work life credit)	\$	375
International Study Abroad Fee (HEPC)	\$	250
International Student Fee	\$	250
West Virginia State University:		
<i>Application Fees:</i>		
Undergraduate - In/State	\$	21
Undergraduate - Out/State	\$	21
Graduate - In/state	\$	27
Graduate - Out/state	\$	37
<i>Course Fees:</i>		
Applied Music Fee	\$	40
Applied Music Fee (Non-music majors only)	\$	133
Art Fee	\$	46
Communications Fee	\$	40
Science Lab Fee	\$	52
English Course Fee	\$	6

West Virginia Higher Education Policy Commission

Academic Year 2015-16 Special Fees and Charges

II. Special Fees and Charges	Semester/ Occurrence 2015-16
HHP 106 & HHP 122	\$ 14
Math 020 Course Fee	\$ 32
Math Computer Science Fee	\$ 32
Internship Fee	\$ 112
Diploma Replacement	\$ 33
Transcript (after first)	\$ 7
Thesis Binding Fee (formerly Electronic Thesis Fee)	\$ 171
Graduation and Diploma	\$ 145
Graduation (Graduate) and Diploma	\$ 145
Capitol Center Course Fee (per credit hour)	\$ 133
Information Literacy Fee (FT students only)	\$ 75
Internet Course Fee - Undergraduate (Web 80-100)	\$ 145
Internet Course Fee - Graduate (Web 80-100)	\$ 212
Internet Course Fee - Online (Web-50)	\$ 57
Key Deposit	\$ 11
Late Registration	\$ 33
Campus Fee - Non-WVSU Only	\$ 281
ID Card Replacement	\$ 21
Orientation Fee	\$ 40
Parking - Full Year WVSU Faculty and Staff	\$ 119
Second Vehicle Full Year WVSU Faculty and Staff	\$ 60
Parking - Full Year WVSU Students	\$ 99
Second Vehicle WVSU student One Semester	\$ 14
Second Vehicle WVSU student Full Year	\$ 27
Parking-Monthly WVSU Faculty and Staff	\$ 10
Parking-Monthly WVSU Student	\$ 7
Parking-Adjunct per course per semester	\$ 10
Parking Replacement	\$ 14
Parking - One Semester Fall, Spring WVSU students	\$ 52
Parking - January thru August WVSU student	\$ 73
Parking - Summer	\$ 40
Parking - Special Event Daily Fee	\$ 2

West Virginia Higher Education Policy Commission

Academic Year 2015-16 Special Fees and Charges

II. Special Fees and Charges	Semester/ Occurrence 2015-16
Parking - Special Event Half Day Fee	\$ 1
Placement Testing Fee	\$ 27
Proctor Testing Fee	\$ 40
Regents' BA Degree Evaluation	\$ 300
Regents' BA Degree Posting Fee (per credit hour)	\$ 10
Resident Hall Breakage/Reservation Deposit *refundable	\$ 100
Residence Hall Breakage/Reservation Deposit *non-refundable	\$ 100
Returned Check Fee	\$ 25
ROTC Activity Fee	\$ 40
Military Science Designated Course Fee (PT Classes)	\$ 40
Off-Campus Instruction	\$ 26
(per credit hour up to 12 hours maximum)	
West Virginia University:	
Application Fee (Resident)	\$ 30
Application Fee (Non-Resident)	\$ 60
Common Application Fee for Undergraduate Applicants	\$ 45
Course Fee for age 65 plus under BOG 14,4.1	\$ 50
Copy of Credentials for Student Placement	\$ 10
Diploma Replacement	\$ 75
Exam for Advance Standing	\$ 50
Exam of Candidate for Graduate Degree	\$ 1
I. D. Card Replacement for Lost Card	\$ 25
I. D. Card Replacement for Damaged Card	\$ 15
Non-enrolled Graduate Student Evaluation Fee	\$ 150
Pre-College Algebra Workshop	\$ 250
Math Prep for Quantitative Reasoning Assessment	\$ 50
Program Reactivating Fee (per occurrence)	\$ 35
Reinstatement Fee	\$ 100
Returned Check Fee	\$ 25
Student Reports (transcript after first)	\$ 12
Visiting Student Fee	\$ 15

West Virginia Higher Education Policy Commission

Academic Year 2015-16 Special Fees and Charges

II. Special Fees and Charges	Semester/ Occurrence 2015-16
High School Students (per credit hour)	\$ 50
Transcript Fee	\$ 12
Rush order Transcript Fee	\$ 18
Summer Service Access ¹	\$ 150
Student Health Insurance (assessed in Fall and Spring) ²	\$ 724
Student Health Insurance (assessed in Summer) ²	\$ 365

¹ Optional fee for students to access University provided services during a summer term in which they are not enrolled.

² Students who do not provide evidence of insurance will be assessed these charges to purchase coverage through the University offered insurance product.

Potomac State College of West Virginia University:	
<i>Program Specific Fees:</i>	
Computer Information Systems - Undergraduate Bachelor's Degree - per semester	\$ 48
Computer Information Systems - Undergraduate Associates/Certificate - per semester	\$ 180
<i>Special Fees:</i>	
Diploma Replacement	\$ 35
I. D. Card Replacement for Lost Card	\$ 20
Reinstatement Fee	\$ 50
Returned Check Fee	\$ 25
Transcript Fee	\$ 9
Per Credit Hour Prior Learning Assessment Fee	\$ 10
Portfolio Prior Learning Assessment Fee	\$ 300
Parking Fee	\$ 40
Student Health Insurance (fall and spring)	\$ 724
Student Health Insurance (summer)	\$ 365
RBA Degree Evaluation	\$ 300
RBA Course Transfer Evaluation	\$ 10
Community Interest Course Fee	\$ 75
Early Start Fees per Credit Hour	\$ 25
Computer Information Systems	\$ 48
West Virginia University Institute of Technology:	

West Virginia Higher Education Policy Commission

Academic Year 2015-16 Special Fees and Charges

II. Special Fees and Charges	Semester/ Occurrence 2015-16
<i>Major Specific Program Fees - Per Semester:</i>	
Engineering	\$ 900
Nursing	\$ 1,080
Business and Management	\$ 264
Math and Natural Sciences	\$ 300
Regents BA	\$ 264
<i>Special Fees and Charges:</i>	
Course Fee for age 65 plus under BOG 14.4.1	\$ 50
Credit by Examination	\$ 90
International Student Application	\$ 100
Diploma Replacement	\$ 75
I. D. Card Replacement	\$ 20
Reinstatement Fee	\$ 100
Returned Check Fee	\$ 25
Transcript Fee	\$ 18
High School Students (per credit)	\$ 25
Student Health Insurance (fall and spring)	\$ 724
Student Health Insurance (summer)	\$ 365
<i>Course Based Fees:</i>	
Cooperative Education Fee	\$ 100
Practicum Fee (per credit hour)	\$ 19
Regents' BA Degree Evaluation	\$ 300
Regents Portfolio Posting Fee (per credit hour)	\$ 10
Science Lab. w/Course Number < 200	\$ 100
Psychology 302	\$ 100
WV School of Osteopathic Medicine:	
Advance Tuition Deposit (Non Resident)	\$ 3,000
Advance Tuition Deposit (Resident)	\$ 1,000
Diploma replacement	\$ 30
Graduation Fee	\$ 50
Late Registration Fee / per semester	\$ 30

West Virginia Higher Education Policy Commission

Academic Year 2015-16
Special Fees and Charges

II. Special Fees and Charges		Semester/ Occurrence 2015-16
Non Resident Application Fee	\$	80
Resident Application Fee	\$	40
Transcript Fee (After First)	\$	6
Instructional Tech. Fee (1st Year Students)	\$	200



West Virginia
Higher Education
Policy Commission



**Report to the Legislative Oversight Commission
on Education Accountability**

September 14, 2015

**Report on Services to Student Veterans
§18B-4-9**



Bruce L. Berry, M.D.
Chair

Paul L. Hill, Ph.D.
Chancellor

West Virginia Higher Education Policy Commission
West Virginia Community and Technical College System

1018 Kanawha Boulevard, East, Suite 700
Charleston, West Virginia 25301

(304) 558-2101

www.hepc.wvnet.edu
www.wvctcs.org



Clarence "Butch" Pennington
Chair

Sarah Armstrong Tucker, Ph.D.
Interim Chancellor

August 31, 2015

The Honorable William P. Cole
President
West Virginia State Senate
Room 229M, Building 1
State Capitol Complex
Charleston, West Virginia 25305

The Honorable Tim Armstead
Speaker
West Virginia House of Delegates
Room 228M, Building 1
State Capitol Complex
Charleston, West Virginia 25305

Dear Mr. President and Mr. Speaker:

In accordance with West Virginia Code §18B-4-9, we are pleased to provide the following report regarding services and facilities for student veterans enrolled in West Virginia's public colleges and universities. We appreciate the Legislature's ongoing support of efforts to improve veterans' access to and success in higher education.

The Office of Veterans Education and Training (OVET) of the West Virginia Higher Education Policy Commission (Commission) and the West Virginia Council for Community and Technical College Education (Council) has continued to support legislative intent to provide "veteran-friendly" services to student veterans throughout the State. The Commission is designated by the Governor as the "state approving agency" for West Virginia under Title 38, United States Code. OVET works closely with its counterparts at the Department of Veterans Affairs (VA) to ensure that educational programs offered in the State of West Virginia are compliant with State and Federal laws and regulations and are therefore approved for receipt of VA education benefits.

In August 2015, the Commission announced the "5 Star Challenge," which calls on West Virginia's public two-year and four-year institutions of higher education to adopt a set of exemplary standards for supporting student veterans and their eligible dependents. These standards will complement and enhance the State statutory requirements. The challenge is a tribute to the military tradition of issuing "challenge coins" to service members who exemplify the values and standards of their military units. Colleges and universities that accept the challenge will be presented with a "5 Star Challenge Coin" during ceremonies to occur the week of Veterans Day, 2015.

The following table includes the sections of the law and associated activities and results we have compiled through a survey of West Virginia public colleges and universities.

W. VA. CODE §18B-4-9	ACTIVITIES/RESULTS
(1) Establishing veteran-friendly community and technical college degree programs, which recognize and award academic credit toward degrees for various types of technical and vocational military training and experience;	All institutions have similar methods of granting academic credits as appropriate. The methodology generally involves evaluation of a student veteran's DD 214 (Discharge Certificate) and a MOS (military occupation specialty) based transcript recognized by the American Council on Education.
(2) Developing policies for each state institution of higher education to grant academic credit for Armed Forces experiences;	<p>As noted above, all institutions have similar methods of granting academic credits when appropriate.</p> <p>HIGHLIGHT – The following institutions received the rating of “Military Friendly” for 2015 by an organization using a rigorous set of standards with results then verified by Ernst and Young: Blue Ridge CTC, BridgeValley CTC, Fairmont State University, Glenville State College, Marshall University, Mountwest CTC, New River CTC, Pierpont CTC, Potomac State College of WVU, Southern West Virginia CTC, West Liberty University, West Virginia Northern CC, West Virginia State University, and West Virginia University.</p>
(3) Developing programs to encourage student veterans to share their specialized experience and knowledge gained through military service by making presentations in class, public school programs and local community organizations;	<p>Most institutions have developed methods of encouraging and allowing student veterans to share their experiences including a number of partnerships with local charities and service projects.</p> <p>HIGHLIGHT – West Virginia University offers a public speaking class section for student veterans. Two student veterans were selected to speak about their experiences during a military appreciation breakfast for Veterans Day at the Erickson Alumni Center.</p>
(4) Establishing and sponsoring an organization for student veterans on campus and encouraging other veteran-friendly organizations;	<p>Nearly all institutions now have student veteran organizations on campus.</p> <p>HIGHLIGHT – Shepherd University hosts one of only five higher-education-affiliated Chapters of Team River Runner in the whole country. The program supports wounded warriors and student veterans by promoting healing, leadership, and camaraderie through adaptive paddling.</p>

(5) Appointing and training specific faculty within each degree program or major as liaisons and contacts for student veterans;	Most institutions report they have academic advisors for veterans. Some are faculty; some are staff.
(6) Providing information about programs that grant credit for prior learning to student veterans and potential student veterans;	All institutions utilize methods of granting credit for prior learning, and individualized needs are addressed in conjunction with academic advisors and counselors. All institutions are providing information to student veterans regarding the Regents Bachelor of Arts degree and Board of Governors Associate of Applied Science degree—both of which offer prior learning credit.
(7) Coordinating existing disability services on campus with veteran disability services available from the United States Department of Veterans Affairs, other federal and state agencies, and private resources;	VA Vocational Rehabilitation has working relationships with disabled student coordinators on all campuses, as well as with the WV Division of Vocational Rehabilitation.
(8) Designating individuals to provide financial and psychological counseling services on each campus who are trained to effectively respond to the needs of veterans and to provide services or referrals to services to fulfill these needs for student veterans, and to the extent practicable, providing those services and programs in one location;	<p>Many institutions offer counseling services on site or have ties to VA providers where veterans are directed for such services.</p> <p>HIGHLIGHT – Fairmont State University recently partnered with a VA Vet Center to offer monthly onsite counseling services to its veterans which eliminated the need for them to travel off-campus.</p>
(9) Developing training materials on responding to student veteran needs to be available for continued professional development of counselors to student veterans;	<p>A few institutions have developed such materials.</p> <p>HIGHLIGHT – WVU-Parkersburg counselors have created a Handbook that informs student veterans about: the admissions process, GI Bill benefits, financial aid, placement testing, academic advising, disability services, peer mentoring, etc.</p>
(10) Facilitating regular statewide meetings for all personnel at state institutions of higher education who regularly provide specific services to student veterans to discuss and develop best practices, exchange ideas and experiences, and hear presentations by individuals with generally accepted expertise in areas of the various needs of student veterans;	Institutions continue to participate in trainings to stay informed and up-to-date on current trends regarding student veterans. Nearly all institutions attended a Commission sponsored two-day training session hosted at Fairmont State University and addressing veterans education issues.
(11) Gathering data on the status of student veterans, including their graduation rates, comparing that rate with the graduation rate of other students in the institution, and reporting those results to appropriate state and federal agencies, including the West Virginia Legislature;	Work has begun with all institutions to make adjustments to their reporting collection methods to be able to accurately identify and track student veterans. Those adjustments were recently finalized and should allow us to present an update on this requirement at our next report.
(12) Establishing a program to create a collaborative relationship between student veterans and alumni of the institution, and with prospective employers to	A few institutions have existing programs to create such relationships. We will be working with institutions in the next year to assist in

facilitate and provide employment as well as social opportunities to graduating student veterans;	developing such networks.
(13) Developing and facilitating communications between state institutions of higher education and various veteran organizations in the state to advance veteran causes that benefit student veterans;	Most institutions are familiar with veterans stakeholders and are in communication with them on the various issues facing student veterans.
(14) Coordinating among all relevant departments within each state institution of higher education including but not limited to admissions, the registrar, the bursar, the veterans advocate and financial aid to ensure that relevant deadlines or time-lines are met for certifying veterans' enrollment as early as practicable to ensure that assistance is received from the U.S. Department of Veterans Affairs (DVA) in a timely fashion.	Institutions employ VA Certifying Officials that largely understand and appreciate the need for timely processing of student veteran claims. Some institutions have priority registration for student veterans. Additionally, all institutions participating in the 5 Star Challenge will make priority registration for all VA education beneficiaries mandatory in Fall 2016.
(15) Each state institution of higher education shall appoint or designate and train a person, preferably a veteran, to serve as a veterans advocate on its campus.	Nearly all institutions have a veterans advocate.

During the next year, the Commission and Council will focus efforts on meeting with each of our campuses to identify and share best practices from one institution to another. We will also assist in the implementation of the 5 Star Challenge to all institutions that have accepted. We plan to increase the amount of annual trainings we conduct to up to four regionally dispersed sessions with focused training goals including: increasing the number of student veterans on campus, increasing community collaboration, increasing the availability of tuition waivers for certain veterans and dependents, and establishing student veteran alumni networks.

The Commission and Council continue to employ two staff members focused on addressing the higher education needs of student veterans. L.G. Corder is the Director of OVET for the Commission and Renada Snodgrass is the Veterans Education Coordinator for the Council. Both are veterans of the Iraq war, and Renada continues to serve as a Staff Sergeant in the WV Army National Guard.

Please feel free to contact Mr. Corder at 304-558-0263, Ms. Snodgrass at 304-558-0087, or either of us if we can provide additional information regarding these initiatives.

Sincerely,

Paul L. Hill
Chancellor

Sarah A. Tucker
Interim Chancellor

cc: The Honorable Dave Sypolt,,Chair, Senate Education Committee
The Honorable Amanda Pasdon, Chair, House Education Committee



West Virginia Higher Education Policy Commission

Report to the Legislative Oversight Commission on Education Accountability

September 14, 2015

2015 Progress Report on Vision 2015



Leading the Way:

Access. Success. Impact.

West Virginia Higher Education Policy Commission

1018 Kanawha Boulevard, East, Suite 700

Charleston, West Virginia 25301

www.hepc.wvnet.edu

MEMORANDUM

TO: Legislative Oversight Commission on Education Accountability

FROM: Jan R. Taylor, Ph.D.
Director, Division of Science and Research

DATE: September 14, 2015

RE: Update on Progress on Vision 2015 and West Virginia Science and Technology Strategic Plan: Vision 2025

Update on Progress on Vision 2015

- More than tripled competitive funding from federal agencies since 2005.
- New science and engineering facilities at Marshall University (MU) and West Virginia University (WVU) and more being built.
- Small and medium-sized high performance computing clusters have been installed and are in use by faculty, post docs, graduate students and undergraduate students at MU, WVU and West Virginia State University (WVSU).
- The enrollment and graduation of minority STEM students have been very successful with enrollment percentage more than triple the percentage of minorities in West Virginia and graduation numbers nearly doubling from 2010.
- TechConnect coordinated with member organizations to establish a variety of successful programs that address entrepreneurial talent, commercialization, access to capital and operational assistance. These include the Rural Jobs & Innovation Accelerator in southern West Virginia, Entrepreneur Café events throughout the state, and Design Works labs among others.

Unachieved goals were: Increasing total academic externally funded research expenditures to \$240 million annually and increasing STEM Ph.D.s by 20 percent.

Vision 2025 was developed by the West Virginia Science and Research Council (SRC) and a group of diverse stakeholders in May and June 2015. The draft was unanimously approved by the SRC at their meeting of June 23, 2015. Vision 2025 is the strategic plan to guide our efforts to achieve the vision: “By 2025, Science, Technology, and Engineering are WV’s Leading Economic Growth Drivers Attracting Investments, Creating Jobs, and Improving Our Quality of Life.”

There are five objectives in the plan: 1. Financial Development; 2. Physical Development; 3. People Development; 4. Cultural Development; and 5. Innovation Economy Development.

Each objective has two or three “smart goals,” specific, measurable, attainable, results-focused, and time-bound.



VISION2015

THE WEST VIRGINIA SCIENCE AND TECHNOLOGY STRATEGIC PLAN

Progress Report

VISION2015 WEST VIRGINIA SCIENCE AND TECHNOLOGY STRATEGIC PLAN

PROGRESS REPORT

In 2005 West Virginia science and education leaders developed a strategic plan entitled: "Vision 2015: The West Virginia Science and Technology Strategic Plan." This document was endorsed by the State's research officials, the Governor and, ultimately, was recognized in State Code (18-18B *et. seq.*) by the Legislature. The plan is comprised of five (5) target areas for infrastructure development with 14 goals for action by designated leaders from higher education, state government and industry.

Upon completion of the fifth year of implementation, the West Virginia Science and Research Council commissioned a review of the plan, its outcomes and progress indicators. With the assistance of diverse group of stakeholders, Vision 2015 was updated in 2012. Stakeholders were brought together in 2015 to develop the successor to Vision 2015, Vision 2025.

Vision By 2015, research and innovation will be the number one driver of West Virginia's new, diverse and prosperous economy

Overview and Impact

- More than tripled competitive funding from federal agencies since 2005.
- New science and engineering facilities at Marshall University (MU) and West Virginia University (WVU) and more being built.
- Small and medium-sized high performance computing clusters have been installed and are in use by faculty, post docs, graduate students and undergraduate students at MU, WVU and West Virginia State University (WVSU).
- The enrollment and graduation of minority STEM students have been very successful with enrollment percentage more than triple the percentage of minorities in WV and graduation numbers nearly doubling from 2010.
- **TechConnect** has coordinated with its member organizations to establish a variety of successful programs that address entrepreneurial talent, commercialization, access to capital and operational assistance. These include the Rural Jobs & Innovation Accelerator in southern West Virginia, Entrepreneur Café events throughout the state, and Design Works labs among others.

Human and Physical Infrastructure

GOAL 1 Increase the number of critical STEM researchers at WVU and MU by 15% by 2015

- 2005 Baseline: 444 (130 at MU and 314 at WVU)
- 2010 Goal: 533 (156 at MU and 377 at WVU)
- 2015 Goal: 613 (179 at MU and 434 at WVU)
- Actual in Spring 2015: 888 (239 at MU and 649 at WVU)
- Accomplished (STEM researchers have exceeded goal)

GOAL 2 Increase the space allocated to externally funded STEM researchers to achieve levels comparable to similar institutions on a per researcher basis by 2015

- MU and WVU have both constructed new science facilities and construction is continuing
- Campus Master Plans for construction have been developed

PLAN PROGRESS REPORT**GOAL 3 Continue to invest in and nurture four nationally competitive research clusters (Advanced Energy, Chemicals and Advanced Materials, Biometrics and Biotechnology) and identify other emerging clusters for support**

- The Research Challenge Fund provides funding for Research Challenge Grants. In 2012, Research Challenge Grants were awarded that support energy, advanced materials and biotechnology. These grants will provide support of up to \$1.35 million over 5 years, although the annual increment provided for FY15 was reduced by \$100K each due to reductions in the Research Challenge Fund.

GOAL 4 Establish statewide or regional infrastructure to provide 21st-century library resources to all institutions

- Research Trust Fund endowments have been created for library enhancements at WVU and MU which will provide for some digital journal subscriptions. WVU and MU, and several of the primarily undergraduate institutions belong to regional library consortia to reduce the cost of digital subscriptions.

GOAL 5 Implement a Cyberinfrastructure Strategic Plan, recognizing its strategic importance to Science and Technology

- MU, WVU and WVSU have small to medium high performance computing centers installed and in use on their campuses. WVU's shared HPC system is located in a dedicated space with sufficient space, power, backup and cooling capacity for many years of growth. With the guidance of Dr. John Campbell, Chief Information Officer at WVU, a new high performance cluster (Spruce Knob) was created using a condominium style investment. Researchers can purchase direct access to nodes on the cluster making them part owners of the cluster. Cluster owners are guaranteed access to their nodes within 4 hours of job submission to their respective queue on the cluster and can borrow up to 4 hours on idle nodes. The condo model provides sustainability by allowing for cluster growth with investments from individual researchers, departments or other groups. The maintenance and support costs are covered by the institution. Spruce Knob also features 25 nodes that are freely available to the research community within the state. These nodes have a 24 hour wait time and require fair share queuing. By adding Spruce Knob to the high performance computing cyberinfrastructure, the number of compute nodes have increased from 32 (384 cores) in year 3 to over 110 nodes (1792 cores) in Year 4 between the two clusters. At present, the MU HPC has 8 heavy users and several more intermittent users, and several professors are having their students trained and are using resources for class work. At WVSU, the HPC has 10 cores and 29TB of storage with only 10TB of free space. The system is estimated to operate already at more than half its operating and memory capacity. Recently, WVSU has added 64TB of backup storage and two dedicated servers for bioinformatics and database work.
- All three institutions' HPCs were started by investment of the National Science Foundation (NSF) and are supported by the institutions.

Research and Innovation**GOAL 6 Develop innovation ecosystems to enable the start-up of new technology-based businesses**

- In a regional collaboration, TechConnectWV has partnered with Innovation Works (IW) of Pittsburgh to launch a pilot project of IW's Innovation Adoption Program (IAP) in West Virginia. The objective of the Innovation Adoption Program (IAP) is to help manufacturers located in West Virginia develop

cutting-edge technologies that will accelerate their business development and growth, and enable them to gain a competitive advantage in local and global markets.

The IAP is a project-based initiative that will provide a source of funding (up to \$25,000, matched by the company's own funds) necessary to address the technology and/or new product development needs of existing manufacturers by connecting them with the prototyping, design, testing, and analytical capabilities of the State's higher education institutions and non-profit Centers of Excellence. The desired outcome of this initiative is to make manufacturers in West Virginia more technologically innovative, productive, and profitable through the creative use of the State's non-profit and university technology commercialization resources.

In addition, TechConnect worked with partner organizations to establish ChemCeption, the only business incubator in the nation focused solely on commercializing chemistry-based technology; the Chemicals and Advanced Materials Commercialization Fund; the annual TransTech Energy Business Development Conference; and the annual West Virginia Biosciences Summit. TechConnect also maintains ongoing partnerships with state and regional organizations to promote a number of initiatives aimed at empowering entrepreneurs and their communities, including the Shale Gas Innovation Contest; the WVU Tech Entrepreneurship Business Plan Competition; and the Teaming to Win Conference.

TechConnect member organizations have established a variety of successful programs addressing entrepreneurial talent, commercialization, access to capital, and operational assistance. These initiatives include the Capital Access Program of the West Virginia Jobs Investment Trust; the High School Business Plan Competition; the Rural Jobs & Innovation Accelerator "3DA"D program in southern West Virginia; Entrepreneur Café events in cities and towns throughout the state; Undergraduate Research Day at the Capitol; the Linking Innovation, Industry and Commercialization (LIINC) program at WVU; industrial energy and manufacturing efficiency efforts of the West Virginia Manufacturing Extension Partnership and Industries of the Future-WV; Design Works Labs at Marshall University's Robert C. Byrd Institute for Advanced Flexible Manufacturing; In-Tech program of the West Virginia Small Business Development Center; and the EDA University Center at Marshall University.

GOAL 7 Increase competitive external funding to reach at least \$240 million by 2015 and grow annual public and private R&D expenditures

- Academic R&D Expenditures reached a high in 2011, primarily due to ARRA funding availability in 2009. From that point, R&D expenditures have dropped by \$12.5M. This drop is most likely related to increased pressure of competition for limited resources at both the state and national level. Funding for research has been reduced or level since 2010.

ALL R & D Expenditures			
	2005 Baseline	2013 R&D Expenditures	2015 Goal
MU	\$7.4M	\$19.6M*	\$29.6M
WVU	\$52.7M	\$167.1M*	\$210.8M
STATE	\$60.1M	\$196.5M*	\$240M

* Data from the most recent National Science Foundation R & D expenditures report (2013).

PLAN PROGRESS REPORT**Policy****GOAL 8 WVU and MU to create an environment to encourage innovation, commercialization, economic development and entrepreneurship among faculty and students**

- WVU has developed LaunchLab, a startup business resource center that is available to both faculty and students. The LaunchLab is directed by Fonda Holehouse and has a Google Development Group. One of the success stories of the LaunchLab is a student company headed by graduate student Justin Chambers. Chambers has developed WindPax which produces a line of collapsible, portable and efficient wind turbines to provide power for electronic devices when off the grid. The LaunchLab also sponsors the student Entrepreneurship Club.
- MU has revitalized its [Technology Transfer Office](#). The office provides resources for faculty by facilitating invention disclosures; obtaining patents, copyrights and trademarks; collecting and distributing royalties; developing technical and market assessments; marketing university technologies to industry partners and providing business assistance to university-created startup companies.

GOAL 9 Double state-based, long-term, dedicated funding for research and innovation throughout West Virginia

- To date, the Division of Science and Research has been unable to increase the dedicated funding to the Research Challenge Fund. In fact, funding for seeding research via the Research Challenge Fund has decreased over the period of its existence. State budget challenges make more funds in the near future unlikely.

Education and Outreach**GOAL 10 Strengthen current regional alliances and create new active regional or global alliances among research universities, the private sector and government agencies by 2015**

- WVU is currently engaged in one such partnership with the Regional University Alliance. This alliance seeks to be self-sustaining via external funding by 2015. WVU has an ongoing collaboration with National Radio Astronomy Observatory and international universities funded by an NSF Partnership for International Research and Education Award. An additional partnership with Ohio in the area of energy has been developed. MU has a partnership in biotechnology and clinical/translational medicine with the University of Kentucky. WVU is partnering with the West Virginia School of Osteopathic Medicine and Charleston Area Medical Centers in a second clinical/translational medicine grant from NIH. WVU, MU, WVSU, Shepherd University and West Virginia Wesleyan College have partnered to develop a \$20M proposal to NSF for an EPSCoR Research Infrastructure Improvement grant which was funded on August 1, 2015.

GOAL 11 Increase the graduation of STEM students by 3% per year with an emphasis on broadening participation. Maintain minority participation at least in ratio to growth.

- The number of students majoring in STEM is nearing the 2015 goal, only 296 fewer students than the goal. The number of students completing bachelor's degrees is only slightly higher than the 2010 figure. However, it exceeded the number of degrees in 2013-2014 academic year. The HEPC Master Plan is focusing on completion and should result in higher graduation rates for STEM students as well as for the general student population. There is a strong presence of minorities in STEM, both declared majors and degrees exceed the percentage of these minorities in the population of West Virginia.

STEM Student Data				
2004	Baseline	2010 New Basis	2015 Actual	2015 Goal
# of students majoring in STEM	7,730	11,058	12,714	13,010
# of students completing STEM bachelor's degree	1,177	2,411	2,436	2,836
# of UREP students majoring in STEM	499	847	1,290	996
# of UREP students completing STEM bachelor's degree	55	184	194	216

Data from the West Virginia Higher Education Policy Commission. Numbers in orange reflect actual 2015 data.

GOAL 12 Increase the number of Ph.D.s awarded in science and engineering fields by 20% in five years, with additional focus on U.S. nationals and diversity

- Not Accomplished, increased by 31% over the last five years, and remained static from 2013.
- 2010 Baseline: 99
- 2015 Goal: 119
- 2015 Actual: 103

Economic Development

GOAL 13 Create a statewide P-20 STEM education and workforce development plan

- A STEM workforce development plan has been developed and is appended to this report.
- The Community and Technical College System of [WV Title 135, Series 27 Legislative Rule \(2012\)](#) adopts procedures and guidelines for the administration of the Workforce Development Initiative Program. Among the programs that the rule addresses is the Learn and Earn Program. This program was created by the West Virginia Legislature with a mission to develop a strategy to strengthen the quality of the state's workforce by linking the existing postsecondary education capacity to the needs of business, industry and other employers by utilizing available funding to provide explicit incentives for partnerships between employers and community and technical colleges to develop comprehensive workforce development services.

GOAL 14 Create early-stage funding mechanisms to assist in the commercialization of technologies for entrepreneurs, start-ups and small technology firms

- Recently, the WV High Growth Investment Fund LLC was created using funds from Appalachian Regional Commission to set up the fund. The WV Angel Investor Network and a consultant worked together to create the fund which they expect to reach \$1.5M.
- While not early stage funding, the [West Virginia Capital Access Program](#) is the State's program designed to increase small business access to capital. West Virginia has access to \$13.1 million to fund new small business lending programs.



WEST VIRGINIA HIGHER EDUCATION
SCIENCE, TECHNOLOGY, ENGINEERING AND MATHEMATICS (STEM)
WORKFORCE DEVELOPMENT PLAN




WEST VIRGINIA HIGHER EDUCATION SCIENCE, TECHNOLOGY, ENGINEERING AND MATHEMATICS (STEM) WORKFORCE DEVELOPMENT PLAN


VISION By 2025, Science, Technology, and Engineering are WV's Leading Economic Growth Drivers Attracting Investments, Creating Jobs, and Improving Our Quality of Life

MISSION West Virginia's Higher Education Institutions will Prepare STEM Educators, Employees, Innovators, and Entrepreneurs to Fuel the State's Economy Well into the Future

CORE PRINCIPLES



- **SERVE** as a link between higher education and workforce and economic development needs and priorities in West Virginia
- **PREPARE** knowledgeable, proficient and engaged employees, educators, leaders and citizens across West Virginia
- **ADVANCE** economic development within the State, focusing on innovation and entrepreneurship
- **PARTNER** with business, industry and relevant private and public organizations across West Virginia
- **PROMOTE STEM** as an essential element for West Virginia's economic prosperity and quality of life



KEY OBJECTIVES AND GOALS

COLLABORATION AND ALIGNMENT

1. Actively engage and participate in Regional STEM Network HUBS as recommended by the West Virginia Council on Science, Technology, Engineering and Mathematics (STEM) starting when HUBS put into place
2. Strengthen Public Awareness of STEM as recommended by West Virginia Council on Science, Technology, Engineering and Mathematics (STEM)
3. Encourage collaboration among different higher-ed institutions and among higher education institutions and community colleges, K-12 schools, state agencies, non-profit economic development groups, and business and industry starting September 1, 2015

EDUCATION AND TRAINING

1. Increase the number of BS, MS, and PhD graduates in STEM fields from WV colleges and universities by at least 5% each year starting in 2018
2. Increase the number of highly qualified and prepared K-12 STEM teachers from WV colleges and universities by at least 10% each year starting in 2018
3. Tailor educational programs, learning activities, and other initiatives to emphasize critical current and projected industry sectors (energy, natural gas, petrochemical, biotechnology, advanced manufacturing, nanotechnology starting with Fall semester 2016

INNOVATION AND ENTREPRENEURSHIP

1. Establish guidelines, programs and activities to foster the formation of new businesses and job expansion in critical STEM areas and industry sectors starting January 1, 2017
2. Increase STEM-based research and entrepreneurial activities and programs at WV colleges and universities with an emphasis on critical current and projected industry sectors (energy, natural gas, petrochemical, biotechnology, advanced manufacturing, nanotechnology) starting by January 1, 2017
3. STEM faculty at all WV colleges and universities have opportunities to be rewarded for entrepreneurial activities and innovation in promotion and tenure considerations by January 1, 2017 (from Vision 2025: People Development Goal 2)

KEY OBJECTIVES	Collaboration and Alignment
SMART GOAL 1	Actively engage and participate in Regional STEM Network HUBS as recommended by the West Virginia Council on Science, Technology, Engineering and Mathematics starting when HUBS put into place
ACCOUNTABILITY	Jan Taylor
RATIONALE OR BRIEF BACKGROUND	To achieve our vision for prosperity in West Virginia, all citizens within our state need to be informed and educated about the importance of not only STEM but also research and innovation in creating high-skilled, well-paying jobs. Since this is also a focus and goal of Vision 2025: The WV Science and Technology Strategic Plan, that goal will be used for this plan to provide not only alignment but also increased efficiency and productivity.
MEASUREMENT	Participation and engagement by appropriate HEPC or HEPC system personnel in Regional STEM Network HUBS
IMPLEMENTATION PLANS	<ol style="list-style-type: none"> 1. Contact Charles Patton (chair of WV Council on STEM), Governor's Office, or other appropriate groups or individuals to inform of this plan and goal and the desire to be fully engaged by September 1, 2015 2. If needed, assist in development of Regional STEM Network HUBS, starting after September 1, 2015 3. Appoint at least one individual from the HEPC system in each HUB region to participate and engage in that particular STEM Network HUB, starting after HUBS are kicked off or when appropriate 4. Appoint one key STEM Network HUB liaison from each institution to participate in regional HUBS or at least interact with HUBS after Networks announced 5. Develop Workforce Development Training Database for use by Regional HUBS and other groups by December 31, 2015 (Jack Smith) 6. Monitor participation and engagement of HEPC personnel in each HUB and offer guidance, coaching, and resources as needed on an ongoing basis
DATE	July 2015
	REVISED

KEY OBJECTIVES**Collaboration and Alignment****SMART GOAL 2**

Strengthen Public Awareness of STEM as recommended by West Virginia Council on Science, Technology, Engineering and Mathematics (STEM)

(Use Goal from Vision 2025 WV S&T Strategic Plan: Increase WV public's understanding of the value of STEM and research by 5% annually starting January 1, 2016)

ACCOUNTABILITY

Amanda Ramey

**RATIONALE OR
BRIEF BACKGROUND**

To achieve our vision for prosperity in West Virginia, all citizens within our state need to be informed and educated about the importance of not only STEM but also research and innovation in creating high-skilled, well-paying jobs. Since this is also a focus and goal of Vision 2025: The WV Science and Technology Strategic Plan, that goal will be used for this plan to provide not only alignment but also increased efficiency and productivity.

MEASUREMENT

2016 baseline to be determined via survey

Baseline numbers to increase by 5% via subsequent surveys

**IMPLEMENTATION
PLANS**

1. Select survey method and/or survey firm by September 30, 2015
2. Develop final survey questions by November 30, 2015
3. Conduct a random baseline survey of the WV population in January 2016
4. Analyze data and, if appropriate, use to inform other activities, including legislative and public relations activities
5. Conduct follow-up, random survey of WV population in January of each year
6. Analyze data each year and make plans to increase understanding and awareness, also using data to inform other activities

DATE

July 2015

REVISED

KEY OBJECTIVES	Collaboration and Alignment
SMART GOAL 3	Encourage collaboration among different higher-ed institutions and among higher education institutions and community colleges, K-12 schools, state agencies, non-profit economic development groups, and business and industry starting September 1, 2015
ACCOUNTABILITY	Jan Taylor
RATIONALE OR BRIEF BACKGROUND	To achieve our vision for prosperity in West Virginia, we must focus on STEM-based economic development and education. Fortunately, other organizations and initiatives are concentrated on this area already, but to achieve overall success in the most efficient and productive manner, we need to collaborate across all activities and sectors and among all organizations.
MEASUREMENT	Collaboration of higher-ed institutions with various groups as measured by participation and engagement in relevant activities, including Regional STEM Network HUBS, but also conferences, programs and other workforce initiatives and activities
IMPLEMENTATION PLANS	<ol style="list-style-type: none"> 1. Notify appropriate higher-ed leaders, professors and others of this plan and desire for increased collaboration in STEM workforce initiatives and activities by October 1, 2015 2. Identify key STEM workforce initiatives and activities underway or planned throughout the HEPC system by December 31, 2015 3. Evaluate collaboration in key STEM workforce initiatives and activities (number of participating institutions, community colleges, K-12 schools, state agencies, non-profit economic development groups, and business and industry groups and individuals) by March 1, 2016 4. Provide evaluation (or data) to key higher-ed leaders and others with recommendations for increased activity and collaboration by May 1, 2016 5. Continue to monitor key initiatives and activities and encourage participation and collaboration where appropriate on an ongoing basis
DATE	July 2015



REVISED

**KEY OBJECTIVES****Education and Training****SMART GOAL 1**

Increase the number of BS, MS, and PhD graduates in STEM fields from WV colleges and universities by at least 5% each year starting in 2018

ACCOUNTABILITY

Paul Hill

RATIONALE OR BRIEF BACKGROUND

To achieve our vision for prosperity in West Virginia, we must focus on STEM-based economic development and education across all sectors, disciplines, and levels. In fact, human capital is one of the most critical elements for successful economic development and prosperity, and STEM-based education is a key component of developing and driving human capital.

MEASUREMENT

Baseline: Three-year average of BS, MS, and PhD graduates in STEM fields from 2015-2017

Measure: Annual 5% increase in BS, MS, and PhD graduates in STEM fields starting in 2018

IMPLEMENTATION PLANS

1. Identify individual or group to develop a plan for increasing STEM graduates by December 31, 2015
2. Identify key HEPC personnel or institution leaders/liaisons to participate in or at least provide feedback and guidance in planning by December 31, 2015
3. Develop plan to increase STEM graduates by July 31, 2016, taking into account things like PROMISE and HEG Scholarships, possible new STEM PROMISE or similar STEM-based scholarships, graduate fellowships, and historically under-represented minorities
4. Obtain feedback and buy-in of plan from key HEPC staff and groups and key leaders of higher-ed institutions by September 30, 2016
5. Begin implementation of plan by October 31, 2016
6. Monitor ongoing progress and make needed changes as needed

DATE

July 2015

REVISED



KEY OBJECTIVES

Education and Training

SMART GOAL 2

Increase the number of highly qualified and prepared K-12 STEM teachers from WV colleges and universities by at least 10% each year starting in 2018

ACCOUNTABILITY

Paul Hill

RATIONALE OR BRIEF BACKGROUND

To achieve our vision for prosperity in West Virginia, we must focus on STEM-based economic development and education across all sectors, disciplines, and levels. Human capital is one of the most critical elements for successful economic development and prosperity, and STEM-based education is a key component of developing and driving human capital. Highly qualified teachers are needed to prepare our kids and grandkids in all STEM fields at all levels well into the future.

MEASUREMENT

Baseline: Three-year average of K-12 teachers graduating in STEM fields from 2015-2017

Measure: Annual 10% increase in K-12 teachers graduating in STEM fields starting in 2018

IMPLEMENTATION PLANS


1. Identify individual or group to develop a plan for increasing K-12 STEM teachers graduating from WV institutions by December 31, 2015
2. Identify key HEPC personnel or institution leaders/liaisons to participate in or at least provide feedback and guidance in planning by December 31, 2015
3. Develop plan to increase K-12 STEM teachers graduating from WV institutions by July 31, 2016, taking into account programs like TREK (Teacher Research Experience for advancing Knowledge)
4. Obtain feedback and buy-in of plan from key HEPC staff and groups and key leaders of higher-ed institutions by September 30, 2016
5. Begin implementation of plan by October 31, 2016
6. Monitor ongoing progress and make needed changes as needed

DATE

July 2015

REVISED

KEY OBJECTIVES	Education and Training
SMART GOAL 3	Tailor educational programs, learning activities, and other initiatives to emphasize critical current and projected industry sectors (energy, natural gas, petrochemical, biotechnology, advanced manufacturing, nanotechnology) starting with Fall semester 2016
ACCOUNTABILITY	Jan Taylor
RATIONALE OR BRIEF BACKGROUND	To achieve our vision for prosperity in West Virginia, we must focus on STEM-based economic development and education. However, much of our attention should be focused on the most prevalent and important industrial sectors in the state. Tailoring our educational programs, activities, and initiatives on those key sectors will help prepare the workforce needed across the state and will better engage industry partners.
MEASUREMENT	Number of new and ongoing educational programs, learning activities, and other initiatives that emphasize critical current and projected industry sectors
IMPLEMENTATION PLANS	<ol style="list-style-type: none"> 1. Identify individual or group to lead this activity by September 1, 2015 2. Identify key HEPC personnel or institution leaders/liaisons to participate in or at least provide feedback and guidance by October 30, 2015 3. Identify number of current educational programs, learning activities, and other initiatives that emphasize critical current and projected industry sectors both system-wide and at individual institutions by December 31, 2015 4. Develop plan to increase the number of current educational programs, learning activities, and other initiatives that emphasize critical current and projected industry sectors by April 30, 2016 5. Obtain feedback and buy-in of plan from key HEPC staff and groups and key leaders of higher-ed institutions by July 31, 2016 6. Begin implementation of plan by August 15, 2016 7. Monitor ongoing progress and make changes as needed
DATE	July 2015
	REVISED



KEY OBJECTIVES **Innovation and Entrepreneurship**

SMART GOAL 1 Establish guidelines, programs and activities to foster the formation of new businesses and job expansion in critical STEM areas and industry sectors starting January 1, 2017

ACCOUNTABILITY Jan Taylor

RATIONALE OR BRIEF BACKGROUND To achieve our vision for prosperity in West Virginia, we must focus on STEM-based economic development, including increasing innovation and entrepreneurship at our universities and other institutions. Although that can occur in any STEM field, it is critical that we concentrate most of our resources on STEM areas and industry sectors that are most important or existing strengths in West Virginia.

MEASUREMENT The establishment of guidelines, programs and activities to foster new businesses and job expansion

IMPLEMENTATION PLANS

1. Survey HEPC and higher-ed institutions to determine existing guidelines, programs and activities that foster the formation of new businesses and job expansion in critical STEM areas and industry sectors by January 31, 2016
2. Share and promote key programs and activities throughout the HEPC system and with other key stakeholder groups throughout the state starting March 31, 2016
3. Identify gaps in key STEM areas, industry sectors, and geographic regions and develop plans to close those gaps by December 31, 2016, including, for example, broadening or copying existing programs and activities or creating new ones
4. Include more commercialization opportunities in EPSCoR, RII, and related activities, programs, and funding starting January 1, 2017
5. Establish basic guidelines for major research institutions and PUIs for fostering the formation of new businesses and job expansion in critical STEM areas and industry sectors by July 31, 2017

DATE July 2015

REVISED

KEY OBJECTIVES	Education and Training
SMART GOAL 2	Increase STEM-based research and entrepreneurial activities and programs at WV colleges and universities with an emphasis on critical current and projected industry sectors (energy, natural gas, petrochemical, biotechnology, advanced manufacturing, nanotechnology) starting by January 1, 2017
ACCOUNTABILITY	Jan Taylor
RATIONALE OR BRIEF BACKGROUND	To achieve our vision for prosperity in West Virginia, we must focus on STEM-based economic development, including increasing research and entrepreneurship at our universities and other institutions. Although that can occur in any STEM field, it is critical that we concentrate most of our resources on critical current and projected industry sectors.
MEASUREMENT	<p>Baseline: Amount of research (\$) and number of entrepreneurial activities and programs at WV colleges and universities, both total and in critical sectors</p> <p>Measure: Increase in amount of research (\$) and number of entrepreneurial activities</p>
IMPLEMENTATION PLANS	<ol style="list-style-type: none"> 1. Survey WV institutions to determine current plans for increasing STEM-based research and entrepreneurial activities and programs and uncover any gaps that may exist by June 30, 2016 2. Develop plan for closing gaps and increasing STEM-based research and entrepreneurial activities and programs, especially in critical industry sectors, by December 31, 2016 3. Gather feedback and obtain buy-in for plan from institutions by March 31, 2017 4. Begin implementation of plan by June 1, 2017 5. Continue to monitor progress and modify plan as needed
DATE	<p>July 2015</p> <p>REVISED</p>



KEY OBJECTIVES **Innovation and Entrepreneurship**

SMART GOAL 3 STEM faculty at all WV colleges and universities have opportunities to be rewarded for entrepreneurial activities and innovation in promotion and tenure considerations by January 1, 2017 (from Vision 2025)

ACCOUNTABILITY Paul Hill

RATIONALE OR BRIEF BACKGROUND STEM-based innovation and entrepreneurship are critical elements for WV's future economic and workforce development. In most regions, much of that innovation and entrepreneurial activity starts at colleges and universities. STEM faculty in WV, however, have little incentive to devote time to intellectual property (IP) development, commercialization, or technology transfer, because these activities are not traditionally considered in promotion and tenure decisions. Counting IP development toward faculty merit, promotion, and tenure decisions will ensure that more faculty are encouraged to be entrepreneurial, and will help move West Virginia toward a more diverse, sustainable, and STEM-based innovation economy

MEASUREMENT All colleges and universities in WV have promotion and tenure guidelines in place that account for and reward entrepreneurial and innovation activities and accomplishments

IMPLEMENTATION PLANS

1. Summer 2015 – Gather promotion and tenure policies from all WV colleges and universities. Gather implementation guidelines from all WV STEM colleges or departments. Gather P&T guidelines from several peer and aspirational colleges and universities in states with vibrant STEM-based economic activity.
2. Fall 2015 – Appoint a committee of academic and research administrators to review existing policies and guidelines. This committee will be responsible for identifying the clearest and most progressive policies and guidelines. The committee will meet to recommend language to be included in all WV policies
3. Spring 2016 – HEPC personnel will make presentations to Boards of Governors and Faculty Senates to present proposed changes to policy and seek comment.
4. Fall 2016 – All Boards of Governors of West Virginia colleges and universities will be asked to consider, amend and adopt policies that they deem to be appropriate for their institution

DATE July 2015

REVISED

AFTERWORD

Importance of West Virginia Higher Education STEM Workforce Development Plan

Public higher education plays a vital role in improving economic opportunity and quality of life in West Virginia. The state's colleges and universities prepare the workforce of today and tomorrow while also developing new technologies and innovations along with entrepreneurs and innovators who start new companies and drive economic growth.

As Governor Earl Ray Tomblin stated at the announcement of the West Virginia Council on Science, Technology, Engineering and Mathematics (WV Council on STEM), "It is critical for us to prepare our students, today, for the jobs of tomorrow by increasing interest in science, technology, engineering and math. Throughout the next five years, economic development opportunities in our state will require a strategic expansion of STEM workforce availability."

In fact, the report from the WV Council on STEM included the following relevant observation: of 25,000 expected new STEM jobs in WV by 2018, 14,000 are expected to require a BS or higher degree with 3,000 of those requiring graduate degrees.

Projections and observations nationwide point to the critical need for both STEM workers and STEM innovation. For example, in a report from the U.S. Department of Commerce Economics and Statistics Administration, authors reported:

- STEM workers drive our nation's innovation and competitiveness by generating new ideas, new companies and new industries
- Over the past 10 years, growth in STEM jobs was three times as fast as growth in non-STEM jobs
- STEM occupations are projected to grow by 17.0 percent from 2008 to 2018, compared to 9.8 percent growth for non-STEM occupations
- STEM workers command higher wages, earning 26 percent more than their non-STEM counterparts

The plan above — the West Virginia Higher Education STEM Workforce Development Plan — aligns well with both Vision 2025: The WV Science and Technology Strategic Plan and the recommendations outlined by the WV Council on STEM. All three plans, along with other STEM initiatives across the state, will play critical roles in driving the state's economic growth and providing a higher quality of life well into the future.



West Virginia Higher Education Policy Commission

Report to the Legislative Oversight Commission on Education Accountability

September 14, 2015

**New Strategic Plan for Science and Technology Vision 2025
§18B-18B-2**



VISION2025

THE WEST VIRGINIA SCIENCE AND TECHNOLOGY STRATEGIC PLAN

By 2025, Science, Technology, and Engineering are
West Virginia's Leading Economic Growth Drivers
Attracting Investments, Creating Jobs, and
Improving Our Quality of Life

VISION2025 THE WEST VIRGINIA SCIENCE AND TECHNOLOGY STRATEGIC PLAN

VISION By 2025, Science, Technology, and Engineering are WV's Leading Economic Growth Drivers Attracting Investments, Creating Jobs, and Improving Our Quality of Life

Financial Development	Physical Development	People Development	Cultural Development	Innovation Economy Development
<ol style="list-style-type: none"> 1. Obtain \$6 MM commitment for state-based funding for HEPC Division of Science and Research and match 3-1 with external funding by July 1, 2017 and grow 10% per year thereafter (Jan Taylor) 2. Dedicate \$10 MM in annual funding with private 1-to-1 match for a Science and Technology Future Fund starting July 1, 2017 (Jan Taylor) 3. Obtain \$1 MM funding for start-up and venture businesses with private 1-to-1 match by July 1, 2017 and grow ' 10% per year (Rusty Kruzeloek) 	<ol style="list-style-type: none"> 1. Determine statewide needs for science and technology facilities to enable research and business growth goals at university and technology parks by July 1, 2016 (John Maher) 2. Upgrade and increase science and technology facilities to enable research and business acceleration needs for Vision 2025 at university and technology parks by July 1, 2025 (John Maher) 3. Ensure continual upgrades and expansions of broadband to meet FCC and E-rate standards starting July 1, 2017 (Jack Smith) 	<ol style="list-style-type: none"> 1. Create and implement a STEM and entrepreneurial-based education and workforce development plan by December 31, 2016 (Chuck Somerville) 2. STEM faculty at all WV colleges and universities will have opportunities to be rewarded for entrepreneurial activities and innovation in promotion and tenure considerations by January 1, 2017 (Chuck Somerville) 	<ol style="list-style-type: none"> 1. Increase WV public's understanding of the value of STEM and research by 5% annually starting January 1, 2016 (Amanda Ramey) 2. Increase external understanding and awareness of West Virginia's STEM strengths and attract new STEM-based businesses by increasing external communication, public relations, and marketing activities starting January 1, 2016 (Amanda Ramey) 	<ol style="list-style-type: none"> 1. Grow number of technology-based business by 2% annually starting July 1, 2016 (Fred King) 2. Increase research and development public and private expenditures in WV by 6% annually starting January 1, 2016 (Fred King)

KEY OBJECTIVE Financial Development

SMART GOAL Obtain \$6 MM in state-based funding for HEPC Division of Science and Research and match 3-1 with external funding by July 1, 2017 and grow 5% per year thereafter

ACCOUNTABILITY Paul Hill (Jan Taylor)

RATIONALE OR BRIEF BACKGROUND

With the reduction in science and technology funding and increased competition at the national level, state-based S&T funding is even more important for increasing WV's competitiveness and developing tech-based economic development. A state investment at this level would result in a 3-1 return on investment based on historical returns received from previous state investments in research at West Virginia institutions of higher education.

MEASUREMENT Amount of funding received by State by July 1, 2017 and continued increases with 5% growth rate

IMPLEMENTATION PLANS

1. Develop any needed statistics, comparisons, and other data along with talking points for legislative and other meetings by August 31, 2015
2. Chancellor and Division of Science and Research staff meet with key legislative leaders during interims in 2015 and during the early days of the 2016 regular session to build support for increased funding
2. Chancellor and staff build support with Governor and key staff through meetings and other means beginning in early 2016 and ramping up in late 2016
4. Work with identified legislative champions to write legislation in 2017
5. Recruit university lobbyists and other supporters and stakeholders to support and promote the legislation in 2017

DATE May 11, 2015

REVISED

KEY OBJECTIVE Financial Development

SMART GOAL Dedicate \$10 MM in annual funding with private 1-to-1 match for a Science and Technology Future Fund starting July 1, 2017

ACCOUNTABILITY Paul Hill (Jan Taylor)

RATIONALE OR BRIEF BACKGROUND

STEM-related innovation will lead WV's future job growth only if research and technology are adequately funded. The Research Trust Fund and Eminent Scholars Fund which built endowments at West Virginia University and Marshall University were wildly successful. Endowed chairs, professorships and research professorships have allowed recruitment of excellent faculty. A similarly designed Fund for supporting Science and Technology research should find similar success, bring in additional donors who would find the dollar for dollar match attractive, and help boost STEM job growth in the State.

MEASUREMENT New Science and Technology Future Fund started with \$10 MM of funding by July 1, 2017 with commitment of annual funding of at least the same amount

IMPLEMENTATION PLANS

1. Develop any needed statistics, comparisons, and other data along with talking points for legislative and other meetings by August 31, 2015
2. Chancellor and Division of Science and Research staff meet with key legislative leaders during interims in 2015 and during the early days of the 2016 regular session to build support for increased funding
3. Chancellor and staff build support with Governor and key staff through meetings and other means beginning in early 2016 and ramping up in late 2016
4. Work with identified legislative champions to write legislation in 2017
5. Recruit university lobbyists and other supporters and stakeholders to support and promote the legislation in 2017

DATE May 11, 2015

REVISED

KEY OBJECTIVE Financial Development

SMART GOAL Obtain \$1MM funding for start-up and venture businesses with private 1-to-1 match by July 1, 2017 and grow 10% per year

ACCOUNTABILITY Rusty Kruzelock, WV Regional Technology Park

RATIONALE OR BRIEF BACKGROUND

Technology innovation and entrepreneurship are key elements of WV's future economic growth, and access to capital is vital to the start and growth of West Virginia start-up and venture businesses. Historically, state programs to encourage new venture formation include business tax credits, angel investment tax credits, small business innovation research (SBIR) matching programs, state venture capital funds, seed capital funds, and more. Currently, the State has little funding to help West Virginia start-ups, but such funding is needed for future economic growth and STEM job creation.

MEASUREMENT \$1MM in funding for start-up and venture businesses with private 1-to-1 match by July 1, 2017 with annual 10% increase

IMPLEMENTATION PLANS

1. Develop any needed statistics, comparisons, and other data along with talking points for legislative and other meetings by August 31, 2015
2. WVRTP Executive Director, HEPC Chancellor, and Division of Science and Research staff meet with key legislative leaders during interims in 2015 and early in the 2016 regular session to build support for increased funding
3. WVRTP Executive Director, HEPC Chancellor and staff build support with Governor and key staff through meetings and other means beginning in early 2016 and ramping up in late 2016
4. WVRTP Executive Director develops fund details required for legislation, including management, investment, policy and other guidelines by July 31, 2016
5. Work with identified legislative champions to write legislation in 2017
6. Recruit university lobbyists and other supporters and stakeholders to support and promote the legislation in 2017

DATE May 6, 2015

REVISED

KEY OBJECTIVE Physical Development

SMART GOAL Determine statewide needs for science and technology facilities to enable research and business growth goals at Universities and technology parks by July 1, 2016

ACCOUNTABILITY John Maher

RATIONALE OR BRIEF BACKGROUND

To achieve our vision and expand and diversify the state's economy through innovation, science, and technology, we must ensure that we have adequate infrastructure in place. Understanding what new facilities will be required and how they may be provided by reallocation, renovation and new construction is key to insuring that capacity is provided to accommodate growth.

MEASUREMENT Statewide needs for science and technology facilities at Universities and technology parks determined by July 1, 2016

IMPLEMENTATION PLANS

1. Quantify goals for growth from Innovation Economy Development and, if needed, other data and information by August 31, 2015
2. Project space demand resulting from projected growth by December 1, 2015
3. Survey major stakeholders for plans to satisfy projected growth through re-prioritization of existing facilities, renovation of existing facilities and new construction by March 15, 2016
4. Obtain science and technology space plan from each institution and technology park by March 15, 2016
5. Develop final report detailing statewide needs for science and technology facilities at Universities and technology parks by July 1, 2016

DATE June 7, 2015

REVISED

KEY OBJECTIVE Physical Development

SMART GOAL Upgrade and increase science and technology facilities to enable research and business acceleration needs for Vision 2025 at Universities and technology parks by July 1, 2024

ACCOUNTABILITY John Maher

RATIONALE OR BRIEF BACKGROUND

To achieve our vision by 2025 and expand and diversify the state's economy through innovation, science, and technology, we must ensure that we have adequate infrastructure in place. Expanding the research and technology business enterprise in WV will, in some cases, tax the capacity of existing facilities, and upgrades and increases in capacity will almost certainly be needed. Assigning accountability for delivering new capacity is critical to growth.

MEASUREMENT Completion of facilities enumerated in Physical Development Goal 1

IMPLEMENTATION PLANS

1. Deliver facilities needs assessment from Physical Development Goal 1 to appropriate University and technology park leaders by July 15, 2016
2. Develop space policies at each University and technology park to insure appropriate use of existing research/acceleration space by October 1, 2016 and modify space plan as appropriate (Jan Taylor)
3. List additional facilities required for growth on institutions' and technology parks' capital priorities (Jan Taylor)
4. Obtain additional bonding/funding commitment necessary for facility upgrades and additions (Paul Hill)
5. Execute construction of facility upgrades and additions (Paul Hill)

DATE June 7, 2015

REVISED

KEY OBJECTIVE Physical Development

SMART GOAL Ensure continual upgrades and expansions of broadband infrastructure to meet prevailing FCC and E-rate standards and follow the recommendations of the WV Strategic Broadband Plan for statewide administration, promotion, and development, starting July 1, 2017

ACCOUNTABILITY Chair of the WV Broadband Enhancement Council

RATIONALE OR BRIEF BACKGROUND

Adequate broadband is needed to support the State's science and technology growth. In fact, Tom Wheeler, Chair of the FCC, has said, "Broadband is the indispensable infrastructure of our 21st century economy." Closer to home, Senator Capito, in her recently announced Capito Connect Plan, states, "A recent study by the FCC indicates that 56% of WV residents do not have access to broadband services that meet its benchmarks. In rural areas of the state, this number is an even higher 74%. WV cannot attract and retain businesses if we are not connected."

MEASUREMENT Broadband infrastructure upgrades and expansions made to meet standards starting July 1, 2017

IMPLEMENTATION PLANS

1. Work with the Capito Connect campaign leaders to develop data and talking points for legislative and other meetings by August 31, 2015
2. Chair of WV Broadband Enhancement Council and other key staff or stakeholders meet with key legislative leaders during interims in 2015 and during the early days of the 2016 regular session to build support
3. Chair, staff, and stakeholders build support with Governor and key staff through meetings and other means beginning in early 2016 and ramping up in late 2016
4. Work with identified legislative champions to write legislation in 2017 to fund operations of the WV Broadband Enhancement Council and projects it oversees to implement the recommendations of the WV Broadband Strategic Plan developed by the WV Broadband Deployment Council
5. Recruit appropriate lobbyists and other supporters and stakeholders to support and promote the legislation in 2017

DATE June 5, 2015

REVISED

KEY OBJECTIVE People Development

SMART GOAL Create and implement a STEM and entrepreneurial-based education and workforce development plan by December 31, 2016

ACCOUNTABILITY Paul Hill (Chuck Somerville)

RATIONALE OR BRIEF BACKGROUND

A highly educated, technically skilled, and entrepreneurial workforce is a foundational element needed to transform the West Virginia economy toward a more prosperous and sustainable future. STEM-based businesses started in West Virginia will diversify and strengthen the State's economy, attract additional population, and grow the tax base to further the development of entrepreneurial opportunities and increase educational attainment in the state. STEM-based education, employment, and entrepreneurial opportunities are critical for diversifying and boosting the State's economy.

MEASUREMENT STEM and entrepreneurial-based education and workforce development plan developed by December 31, 2016

IMPLEMENTATION PLANS (person responsible for each task will be appointed by Chancellor Hill)

1. Summer 2015 - Define elements of STEM and high-tech businesses and compile baseline data on types and numbers for the State, including projected future needs
2. Early Fall 2015 - Convene meeting of Provosts at all WV CTC's, Colleges and Universities to determine existing tech training and education programs, identify gaps, and make planning assignments to maximize complementarity and minimize overlap at institutions within the state
3. Mid Fall 2015 - Convene meeting of Deans of Business Colleges and Chambers in WV to review existing training and educational programs and propose entrepreneurial support programs (programs, certificates, incubators, etc.)
4. Spring 2016 - Compile reports from two Fall meetings; identify strong themes and needs; select top existing programs for enhancement and top proposed programs for development; provide faculty/admin support to develop curriculum documents
5. Summer and Fall 2016 - Compile curriculum development documents; write up theme/framework, and identify how existing and new programs fit the theme; write up timeline for establishment of new programs; establish assessment plan

DATE May 11, 2015

REVISED

KEY OBJECTIVE People Development

SMART GOAL STEM faculty at all WV colleges and universities have opportunities to be rewarded for entrepreneurial activities and innovation in promotion and tenure considerations by 1 January 2017

ACCOUNTABILITY Paul Hill (Chuck Somerville)

RATIONALE OR BRIEF BACKGROUND

Technology-based innovation and entrepreneurship are critical elements for WV's future economic and workforce development. In most regions, much of that innovation and entrepreneurial activity starts at colleges and universities. STEM faculty in WV, however, have little incentive to devote time to intellectual property (IP) development, commercialization, or technology transfer, because these activities are not traditionally considered in promotion and tenure decisions. Counting IP development toward faculty merit, promotion, and tenure decisions will ensure that more faculty are encouraged to be entrepreneurial, and will help move West Virginia toward a more diverse, sustainable, and STEM-based innovation economy.

MEASUREMENT All colleges and universities in WV have promotion and tenure guidelines in place that account for and reward entrepreneurial and innovation activities and accomplishments

IMPLEMENTATION PLANS

1. Summer 2015 – Gather promotion and tenure policies from all WV colleges and universities. Gather implementation guidelines from all WV STEM colleges or departments. Gather P&T guidelines from several peer and aspirational colleges and universities in states with vibrant STEM-based economic activity.
2. Fall 2015 – Appoint a committee of academic and research administrators to review existing policies and guidelines. This committee will be responsible for identifying the clearest and most progressive policies and guidelines. The committee will meet to recommend language to be included in all WV policies
3. Spring 2016 – HEPC personnel will make presentations to Boards of Governors and Faculty Senates to present proposed changes to policy and seek comment.
4. Fall 2016 – All Boards of Governors of West Virginia colleges and universities will be asked to consider, amend and adopt policies that they deem to be appropriate for their institution

DATE May 12, 2015

REVISED

KEY OBJECTIVE Cultural Development

SMART GOAL Increase West Virginia public's understanding of the value of STEM and research by 5% annually starting January 1, 2016

ACCOUNTABILITY Amanda Ramey

RATIONALE OR BRIEF BACKGROUND

To achieve our vision for research and innovation in West Virginia, including obtaining and maintaining adequate funding for STEM-based economic development, all citizens within our state need to be informed and educated about the importance of not only Science, Technology, Engineering and Math but also research and innovation in creating high-skilled, well-paying jobs.

MEASUREMENT 2016 baseline to be determined via survey
Baseline numbers to increase by 5% via subsequent surveys

IMPLEMENTATION PLANS

1. Select survey method and/or survey firm by September 30, 2015
2. Develop final survey questions by November 30, 2015
3. Conduct a random baseline survey of the WV population in January 2016
4. Analyze data and, if appropriate, use to inform other activities, including legislative and public relations activities
5. Conduct follow-up, random survey of WV population in January of each year
6. Analyze data each year and make plans to increase understanding and awareness, also using data to inform other activities

DATE May 2015

REVISED

KEY OBJECTIVE Cultural Development

SMART GOAL Increase external understanding and awareness of West Virginia's STEM strengths and attract new STEM-based businesses by increasing external communication, public relations, and marketing activities starting January 1, 2016

ACCOUNTABILITY Amanda Ramey

RATIONALE OR BRIEF BACKGROUND

To achieve our vision for research, innovation, and STEM-based economic development in West Virginia, external audiences (those living outside of West Virginia) must see the state as a viable place to locate and thrive in their STEM-based businesses. Although many factors go into that, we can influence business attraction by increasing external awareness of WV's innovation and STEM strengths. Although the ideal goal would be to increase external understanding and measure that with a national survey, we are using a "process" rather than "outcome" goal to avoid having to do a national survey.

MEASUREMENT Measure baseline external communication, marketing, and PR activities that target WV's STEM, research, and innovation strengths by December 1, 2015 and by December 1 each year thereafter

IMPLEMENTATION PLANS

1. Measure baseline external communication, marketing, and PR activities that target WV's STEM, research, and innovation strengths by August 31, 2015
2. Evaluate each activity, and make decision to retain or discard each activity as appropriate by October 31, 2015
3. Develop external communication strategy, including existing (retained) activities and incorporating new activities, increasing overall activities by December 31, 2015
4. Begin implementing new communication strategy and activities, starting in January 2016

DATE May 2015

REVISED

KEY OBJECTIVE Innovation Economy Development

SMART GOAL Grow number of technology based businesses by 2% annually starting July 2016

ACCOUNTABILITY Fred King

RATIONALE OR BRIEF BACKGROUND

To achieve our Vision, we must increase the number of technology-based start-ups in WV. Growing the number of tech-based businesses creates more opportunity to not only “keep the talent here” but also grow this critical sector of the economy. In 2013, WV was at the national average of 0.28% of adults per month starting businesses. Regionally, only KY was higher, MD was equal, OH, PA, and VA were lower according to the Kauffman Index of Entrepreneurial Activity. A 2% growth would move us from the average to a high rate of entrepreneurial activity.

MEASUREMENT Establish number of technology-based businesses in WV by December 31, 2015
Measure number of tech-based businesses each year thereafter

IMPLEMENTATION PLANS

1. Examine best practices from states, such as Utah, that have succeeded in growing the innovation economy and implement appropriate practices in coming years (Alternative plan here ... Use TechConnectWV Blueprint to establish best practices and implement appropriate goals for growing WV’s innovation economy)
2. Foster entrepreneurial and commercialization activities, including SBIR/STTR activity, at Universities and colleges, making this a metric for their evaluation by HEPC
3. Seek investment in SBIR/STTR matching funds and other entrepreneurial and commercialization funds from State of WV
4. Collaborate with TechConnectWV, CAZ, and other groups to attract SBIR/STTR firms and other start-ups from surrounding region
5. Develop tracks in STEM BS/BA programs with entrepreneurship capstones
6. Encourage development of 4+1 STEM BS/MBA programs

DATE May 15, 2015

REVISED

KEY OBJECTIVE Innovation Economy Development

SMART GOAL Increase research and development public and private expenditures in WV by 6% annually starting January 1, 2016

ACCOUNTABILITY Fred King

RATIONALE OR BRIEF BACKGROUND

A key metric for a robust innovation economy is the research and development expenditures in a state, and we must increase those expenditures in WV to realize our Vision. In 2013, WV was at the 20th percentile for total R&D expenditures and the growth rate was 2%. While 7 other states were equal or below the 20th percentile, of those only DE had a higher growth rate (5%). Aiming for a tripling of the growth rate by 2025 would exceed all states at that level but RI.

MEASUREMENT Establish baseline annual total public and private R&D Expenditures by December 31, 2015. Measure annual total public and private R&D expenditures each year thereafter and establish annual growth rate

IMPLEMENTATION PLANS

1. Determine the 3-year average R&D Expenditures for 2011-2014, breaking down contributions between public and private sources, by December 31, 2015
2. Develop a strategy to grow public and private R&D investment in WV by July 31, 2016
3. Implement strategy by the end of 2016
4. Measure annual total public and private R&D expenditures each year thereafter, establish annual growth rate, and make adjustments to strategy and plans to increase the rate as needed

DATE May 15, 2015

REVISED