

CONCORD UNIVERSITY
FINANCIAL STATEMENTS AND
SUPPLEMENTARY INFORMATION
YEARS ENDED JUNE 30, 2015 AND 2014

**CONCORD UNIVERSITY
TABLE OF CONTENTS
YEARS ENDED JUNE 30, 2015 AND 2014**

INDEPENDENT AUDITORS' REPORT	1
MANAGEMENT'S DISCUSSION AND ANALYSIS (UNAUDITED)	3
FINANCIAL STATEMENTS	
STATEMENTS OF NET POSITION	13
STATEMENTS OF REVENUES, EXPENSES, AND CHANGES IN NET POSITION	14
STATEMENTS OF CASH FLOWS	15
COMPONENT UNIT – STATEMENTS OF FINANCIAL POSITION	17
COMPONENT UNIT – STATEMENTS OF ACTIVITIES	18
NOTES TO FINANCIAL STATEMENTS	20
REQUIRED SUPPLEMENTAL INFORMATION	
SCHEDULES OF PROPORTIONATE SHARE OF NET PENSION LIABILITY AND CONTRIBUTIONS	66
INDEPENDENT AUDITORS' REPORT ON INTERNAL CONTROL OVER FINANCIAL REPORTING AND ON COMPLIANCE AND OTHER MATTERS BASED ON AN AUDIT OF FINANCIAL STATEMENTS PERFORMED IN ACCORDANCE WITH <i>GOVERNMENT AUDITING STANDARDS</i>	67
SCHEDULE OF FINDINGS AND RESPONSES	69



CliftonLarsonAllen

CliftonLarsonAllen LLP
CLAconnect.com

INDEPENDENT AUDITORS' REPORT

Board of Governors
Concord University
Athens, West Virginia

Report on the Financial Statements

We have audited the accompanying financial statements of the business-type activities of Concord University (the University), a component unit of the West Virginia Higher Education Policy Commission as of and for the years ended June 30, 2015 and 2014, and the related notes to the financial statements, which collectively comprise the University's basic financial statements as listed in the table of contents.

Management's Responsibility for the Financial Statements

Management is responsible for the preparation and fair presentation of these financial statements in accordance with accounting principles generally accepted in the United States of America; this includes the design, implementation, and maintenance of internal control relevant to the preparation and fair presentation of financial statements that are free from material misstatement, whether due to fraud or error.

Auditors' Responsibility

Our responsibility is to express an opinion on these financial statements based on our audit. We did not audit the Concord University Foundation, Inc. which represents 100% of the assets, net assets and revenue of the discretely presented component unit. We also did not audit the Research & Development Corporation which is a blended component unit and represents 2% of the assets, 6% of the net assets and 3% of the revenue of the University. Those statements were audited by other auditors whose reports have been furnished to us, and our opinion, insofar as it relates to the amounts included for the Concord University Foundation, Inc. and the Research & Development Corporation is based solely on the reports of the other auditors. We conducted our audit in accordance with auditing standards generally accepted in the United States of America and the standards applicable to financial audits contained in *Government Auditing Standards*, issued by the Comptroller General of the United States. Those standards require that we plan and perform the audit to obtain reasonable assurance about whether the financial statements are free from material misstatement. The financial statements of the Concord University Foundation, Inc. were not audited in accordance with *Government Auditing Standards*.

An audit involves performing procedures to obtain audit evidence about the amounts and disclosures in the financial statements. The procedures selected depend on the auditors' judgment, including the assessment of the risks of material misstatement of the financial statements, whether due to fraud or error. In making those risk assessments, the auditor considers internal control relevant to the entity's preparation and fair presentation of the financial statements in order to design audit procedures that are appropriate in the circumstances, but not for the purpose of expressing an opinion on the effectiveness of the entity's internal control. Accordingly, we express no such opinion. An audit also includes evaluating the appropriateness of accounting policies used and the reasonableness of significant accounting estimates made by management, as well as evaluating the overall presentation of the financial statements.

We believe that the audit evidence we have obtained is sufficient and appropriate to provide a basis for our audit opinion.



An independent member of Nexia International

Opinion

In our opinion, based on our audit and the reports of the other auditors, the financial statements referred to above present fairly, in all material respects, the respective financial position of the business-type activities and the discretely presented component unit of the University as of June 30, 2015 and 2014, and the respective changes in financial position and, where applicable, cash flows thereof for the years then ended in accordance with accounting principles generally accepted in the United States of America.

Emphasis of Matter

As discussed in Note 2 to the financial statements, the University implemented the provisions of Governmental Accounting Standards Board (GASB) Statement No. 68, *Accounting and Financial Reporting for Pensions*, and Statement No. 71, *Pension Transition for Contributions Made Subsequent to the Measurement Date*, for the year ended June 30, 2015, which represents a change in accounting principle. As of July 1, 2014, the University's net position was restated to reflect the impact of adoption. Our opinion is not modified with respect to this matter. A summary of the restatement is presented in Note 2.

Emphasis-of-Matter Regarding a Correction of an Error

As discussed in Note 19 to the financial statements, certain errors resulting in overstatement of amounts previously reported for capital assets and depreciation as of June 30, 2014 were discovered by management of the University during the current year. Accordingly, amounts reported for capital assets have been restated in the 2014 financial statements now presented, and an adjustment has been made to net position as of June 30, 2014, to correct the error. Our opinion is not modified with respect to that matter


Other Matters

Required Supplementary Information

Accounting principles generally accepted in the United States of America require that the Management's Discussion and Analysis, schedule of proportionate share of net pension liability and schedule of contributions, as listed in the table of contents, be presented to supplement the basic financial statements. Such information, although not a part of the basic financial statements, is required by the Governmental Accounting Standards Board who considers it to be an essential part of financial reporting for placing the basic financial statements in an appropriate operational, economic, or historical context. We have applied certain limited procedures to the required supplementary information in accordance with auditing standards generally accepted in the United States of America, which consisted of inquiries of management about the methods of preparing the information and comparing the information for consistency with management's responses to our inquiries, the basic financial statements, and other knowledge we obtained during our audit of the basic financial statements. We do not express an opinion or provide any assurance on the information because the limited procedures do not provide us with sufficient evidence to express an opinion or provide any assurance.

Other Reporting Required by Government Auditing Standards

In accordance with *Government Auditing Standards*, we have also issued our report dated February 9, 2016, on our consideration of the University's internal control over financial reporting and on our tests of its compliance with certain provisions of laws, regulations, contracts, and grant agreements and other matters. The purpose of that report is to describe the scope of our testing of internal control over financial reporting and compliance and the result of that testing, and not to provide an opinion on internal control over financial reporting or on compliance. That report is an integral part of an audit performed in accordance with *Government Auditing Standards* in considering the University's internal control over financial reporting and compliance.



CliftonLarsonAllen LLP

Plymouth Meeting, Pennsylvania
February 9, 2016

**CONCORD UNIVERSITY
MANAGEMENT'S DISCUSSION AND ANALYSIS
JUNE 30, 2015 AND 2014**

Introduction

Concord University, (the University) is pleased to present its financial statements for the years ended June 30, 2015 and 2014. The University's financial statements are presented in the format required by the Governmental Accounting Standards Board (GASB).

During the fiscal year 2003, the University adopted GASB Statement No. 39, *Determining Whether Certain Organizations are Component Units*. As a result, the financial statements of The Concord University Foundation, Inc. (the Foundation) are discretely presented following the University's financial statements. The Foundation is a private nonprofit organization. No modifications have been made to the Foundation's audited financial information as it is presented herein. The Concord University Research and Development Corporation, Inc. is presented as a blended component entity of the University.

Financial Highlights

In fiscal year 2015, the University's enrollment decreased by (3.68%) for total full-time fall enrollment of 2,472. Total net position decreased by 2.33% for the year. Net investment in capital assets increased by 2.52%, while unrestricted net position decreased by (80.57%). Total gross tuition and fee revenue increased by 4.95% due to tuition and fee increases of 5% effective for the year ended June 30, 2015. State appropriated funding decreased by 1.66% from that reported for the fiscal year ended June 30, 2014.

Financial Statements

The three statements reporting the financial results of the University are the statements of net position; the statements of revenues, expenses, and changes in net position; and the statements of cash flows. Each of these statements is discussed below.

Statement of Net Position

The statement of net position presents the Assets (current and noncurrent), Deferred Outflows of Resources, Liabilities (current and noncurrent), Deferred Inflows of Resources, and Net Position (assets and deferred outflows of resources minus liabilities and deferred inflows of resources) of the University as of the end of the fiscal year. Assets denote the resources available to continue the operations of the University. Liabilities indicate how much the University owes vendors, employees and lenders. Net Position provides a way to measure the financial position of the University.

The statement of net position is similar to a balance sheet in format. It presents information about the resources available to the University and claims against those resources. Both resources and claims are classified in a format that segregates assets that are not, or are not intended to be available within the next year for operations, and liabilities, which are not expected to be due within the next year.

Net position is displayed in three major categories:

1. *Net investment in capital assets*. This category represents the University's total investment in capital assets, net of outstanding debt obligations related to those capital assets. To the extent debt has been incurred but not yet expended for capital assets, such amounts are not included as a component of net investment in capital assets.

**CONCORD UNIVERSITY
MANAGEMENT'S DISCUSSION AND ANALYSIS
JUNE 30, 2015 AND 2014**

2. *Restricted net position.* This category includes net position whose use is restricted either due to externally imposed constraints or because of restrictions imposed by law. They are further divided into two additional components - expendable and nonexpendable. Expendable restricted net position includes resources which the University is legally or contractually obligated to spend in accordance with restrictions imposed by external third parties. Nonexpendable restricted net position includes endowment and similar type funds in which donors or other outside sources have stipulated, as a condition of the gift instrument, that the principal is to be maintained inviolate and in perpetuity and invested for the purpose of producing present and future income, which may either be expended or added to principal.
3. *Unrestricted net position.* This category represents the resources derived primarily from tuition and fees, state appropriations, and sales and services of educational activities that are not restricted. These resources are used for transactions related to educational and general operations of the University.

**Condensed Statements of Net Position
June 30, 2015, 2014 and 2013**

	2015	2014	2013	Change FY 15 - FY 14
Assets:				
Current Assets	\$ 13,345,073	\$ 8,261,048	\$ 9,768,822	61.54%
Noncurrent Assets	16,418,109	5,921,899	5,818,209	177.24%
Capital Assets, Net	50,741,583	49,979,757	48,236,094	1.52%
Total Assets	<u>80,504,765</u>	<u>64,162,704</u>	<u>63,823,125</u>	25.47%
 Deferred Inflows of Resources	 158,164	 -	 -	
 Total Assets and Deferred Inflows	 <u>80,662,929</u>	 <u>64,162,704</u>	 <u>63,823,125</u>	
 Liabilities:				
Current Liabilities	5,750,328	4,592,951	6,063,117	25.20%
Noncurrent Liabilities	30,940,861	13,218,072	13,443,527	134.08%
Total Liabilities	<u>36,691,189</u>	<u>17,811,023</u>	<u>19,506,644</u>	106.00%
 Deferred Inflows of Resources	 1,071,043	 1,019,283	 1,088,813	 5.08%
 Net Position:				
Net Investment in Capital Assets	46,784,563	45,636,378	43,518,968	2.52%
Restricted:				
Nonexpendable	2,664,316	2,664,316	2,664,782	0.00%
Expendable	1,532,760	1,506,874	991,583	1.72%
Unrestricted Deficit	(8,080,942)	(4,475,170)	(3,947,665)	-80.57%
Total Net Position	<u>\$ 42,900,697</u>	<u>\$ 45,332,398</u>	<u>\$ 43,227,668</u>	-5.36%

An indicator of the short-term financial health of the University is the ratio of current assets to current liabilities (current ratio). The current ratio was 2.32 to 1 and 1.80 to 1 as of June 30, 2015 and 2014, respectively. These indicate that the University has sufficient available resources to meet its obligations.

**CONCORD UNIVERSITY
MANAGEMENT'S DISCUSSION AND ANALYSIS
JUNE 30, 2015 AND 2014**

As of June 30, 2015, the total assets of the University had increased by 25.47% while total liabilities increased by 105.60% from the balances as of June 30, 2014. The increase in total assets and liabilities is due to the funds obtained through the issuance of \$16,460,000 in bonds on December 9, 2014 to be used for the renovations to the Towers Dormitories on campus. The net position decreased by (5.36%) during the same time period. Unrestricted net position decreased by (80.57)% for the year ended June 30, 2015. The decrease in unrestricted net position is due to decline in enrollment, reduced State Appropriated funding during FY 15, a restatement of depreciation expense in the amount of (\$4,744,715) for *years prior to June 30, 2013 and before; and the newly adopted GASB Statement No. 68, Accounting and Financial Reporting for Pensions*, that resulted in an adjustment of (\$1,440,791) for years ended June 30, 2014 and prior.

The University's total liabilities and deferred inflows of resources were approximately \$37.7 million and \$18.8 million, respectively, as of June 30, 2015 and 2014. Noncurrent liabilities were approximately \$30.8 million and \$13.2 million as of June 30, 2015 and 2014, respectively. The noncurrent liabilities consist of capital lease obligations, service concession agreements, advances from federal sponsors, compensated absences, OPEB liability, and other debt obligations. The University's deferred inflows of resources were approximately \$1 million as of June 30, 2015 and 2014, respectively. Deferred inflows of resources are accreted over the life of the University's service concession arrangements. The new deferred inflow in FY 2015 is related to the pension liability changes required by the implementation of GASB 68 (Note 13) which caused the 12.19% increase in the balance from June 30, 2014 to June 30, 2015.

Unrestricted net deficit comprised (18.84%) and (9.87%) of the total net position of the University as of June 30, 2015 and 2014, respectively. The unrestricted deficit amounted to approximately \$(8.1) million and \$(4.5) million as of June 30, 2015 and 2014, respectively.

Depreciation expense has been recorded for the years ended June 30, 2015 and 2014 in the amount of approximately \$2.3 million and \$2.1 million, respectively.

The University borrowed \$500,000 from the Higher Education Commission during the year ended June 30, 2013. The debt agreement has no interest charged to the University and is payable in the amount of \$25,000 per quarter beginning July 1, 2013. The current portion of the debt is \$100,000 with the balance reported as debt due to the Commission of \$200,000. The funds were borrowed to replenish the capital improvement funds that were spent to repair the roof of the Marsh Hall Administration building during the years ended June 30, 2013 and 2012. Annual debt payments for 2015 were \$100,000.

On February 17, 2009, the University entered into a capital lease arrangement for the purpose of completing major HVAC, plumbing, and electrical upgrades for various buildings that are expected to provide savings on energy consumption of an estimated 5.00% per year. The amount financed and outstanding as of June 30, 2015 and 2014 was \$3,238,681 and \$3,499,994, respectively. The capital lease is payable in monthly installments of \$33,478, or \$401,736 annually. Payments began May 17, 2011. The annual interest rate is 4.16% for a 15-year period ending April 17, 2025. The lease is collateralized by the equipment purchased from the proceeds of the financing arrangement. As of June 30, 2015, the project cost incurred by the University is \$4,507,783, and the related capitalized interest is \$222,087 totaling \$4,729,870. The total principal and interest to be paid during the year ending June 30, 2016 is \$272,374 and \$129,638, respectively.

**CONCORD UNIVERSITY
MANAGEMENT'S DISCUSSION AND ANALYSIS
JUNE 30, 2015 AND 2014**

The University adopted GASB Statement No. 60, *Accounting and Financial Reporting for Service Concession Arrangements* during fiscal year 2012. Two contracts for services met the four criteria of service concession agreements (SCAs). The SCAs were for the food service operations contract and the bookstore operations contract. For the year ended June 30, 2015, the University recorded an intangible asset of approximately \$1.4 million, an accrued liability of approximately \$.5 million, and a deferred inflow of resources of approximately \$1 million. The University recognized revenue of approximately \$0.21 million from SCAs during each of the fiscal years ended June 30, 2015 and 2014, that was recorded in miscellaneous revenue on the statements of revenues, expenses, and changes in net position.

The Concord University Research and Development Corporation, a blended component unit of the University, purchased the Johnson House and Mill Street Apartments located in Athens, West Virginia with the intent of using the property for providing additional housing for the University's students. When renovations were completed, the housing units were rented to University students as a form of supplemental/non-traditional housing. The University purchased the property from the Concord University Research & Development Corporation, Inc. using capital lease financing during the year ended June 30, 2012. The capital lease and related assets have been eliminated from the financial statement due to the combination of the two organizations.

These units will allow students access to year round housing. The properties were purchased by the Concord University Research & Development Corporation using a note payable dated June 23, 2011 in the amount of \$500,000, with a fixed interest rate of 5.625%. The note requires monthly principal and interest installments and matures June 23, 2016.

**CONCORD UNIVERSITY
MANAGEMENT'S DISCUSSION AND ANALYSIS
JUNE 30, 2015 AND 2014**

Statement of Revenues, Expenses, and Changes in Net Position

The statement of revenues, expenses, and changes in net position presents revenues of the University (operating and nonoperating), the expenses of the University (operating and nonoperating), and any other revenues, expenses, gains, and losses of the University for the years ended June 30, 2015 and 2014. State appropriations, while budgeted for operations, must be reported as nonoperating revenues as required by GASB. The utilization of capital assets is reflected in the financial statements as depreciation, which amortizes the cost of an asset over its expected useful life.

**Condensed Statements of Revenues, Expenses, and Changes in Net Position
Years Ended June 30, 2015, 2014 and 2013**

	2015	2014	2013	Change FY 15 - FY 14
Operating Revenues	\$ 24,731,936	\$ 23,550,193	\$ 24,380,008	5.02%
Operating Expenses	<u>39,868,790</u>	<u>38,714,463</u>	<u>40,614,456</u>	2.98%
Operating Loss	<u>(15,136,854)</u>	<u>(15,164,270)</u>	<u>(16,234,448)</u>	-0.18%
Nonoperating Revenues	14,037,581	15,181,515	16,119,094	-7.54%
Nonoperating Expenses	<u>(439,859)</u>	<u>(229,230)</u>	<u>(250,094)</u>	91.89%
Net Nonoperating Revenues	<u>13,597,722</u>	<u>14,952,285</u>	<u>15,869,000</u>	-9.06%
Decrease in Net Position before Other Revenues, Expenses, Gains or Losses	(1,539,132)	(211,985)	(365,448)	626.06%
Other Revenues, Expenses, Gains or Losses	<u>548,222</u>	<u>2,316,715</u>	<u>3,477,104</u>	-76.34%
Increase (Decrease) in Net Position	(990,910)	2,104,730	3,111,656	-147.08%
Net Position - Beginning of year (2015 and 2014 (correction of an error) restated)	<u>43,891,607</u>	<u>43,227,668</u>	<u>44,860,727</u>	1.54%
Net Position - End of Year	<u>\$ 42,900,697</u>	<u>\$ 45,332,398</u>	<u>\$ 47,972,383</u>	-5.36%

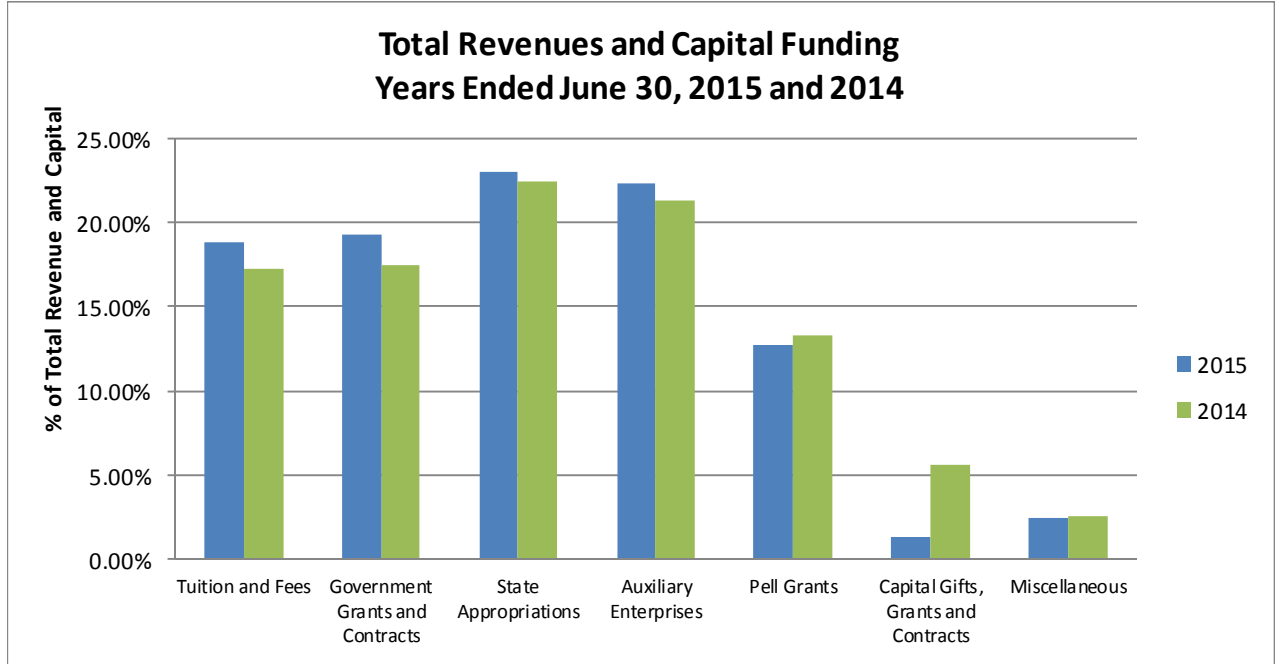
**CONCORD UNIVERSITY
MANAGEMENT'S DISCUSSION AND ANALYSIS
JUNE 30, 2015 AND 2014**

Major sources of revenue for the University are program and general revenues. The following is a list of the sources of the total revenue and capital funding reported for the years ended June 30:

	<u>2015</u>	<u>2014</u>	<u>2013</u>	<u>Change FY 15 - FY 14</u>
Program Revenues (by Major Source):				
Tuition and Fees before Allowances	\$ 16,563,213	\$ 16,716,550	\$ 16,510,509	-0.92%
Less:				
Institutional Scholarship Discounts and Allowances	<u>(9,178,152)</u>	<u>(9,636,422)</u>	<u>(9,122,628)</u>	-4.76%
Tuition and Fees, Net	7,385,061	7,080,128	7,387,881	4.31%
Government Grants and Contracts	7,603,913	7,157,964	7,213,903	6.23%
Interest on Student Loans Receivable	29,544	27,015	36,079	9.36%
Sales and Services of Education Activities	7,593	5,903	5,212	28.63%
Auxiliary Enterprise Sales and Services	8,794,970	8,759,475	8,974,995	0.41%
Miscellaneous	910,855	519,708	761,938	75.26%
General Revenues (by Major Source):				
State Appropriations	9,040,548	9,192,694	10,206,804	-1.66%
Pell Grants	4,990,644	5,464,887	5,546,051	-8.68%
Investment Income (Loss)	6,389	523,934	366,239	-98.78%
Capital Funding:				
Capital Bond Proceeds from the State	<u>548,222</u>	<u>2,316,715</u>	<u>3,477,104</u>	-76.34%
Total Revenues and Capital Funding	<u>\$ 39,317,739</u>	<u>\$ 41,048,423</u>	<u>\$ 43,976,206</u>	-4.22%

**CONCORD UNIVERSITY
MANAGEMENT'S DISCUSSION AND ANALYSIS
JUNE 30, 2015 AND 2014**

The following is a graphic illustration of revenues and capital funding by source and the percentage distribution of these revenues for the years ended June 30, 2015 and 2014:



The major sources of revenue include tuition and fees, government grants and contracts, State appropriations, and auxiliary revenues. State appropriations comprised 23.00% and 22.39% of the total revenue during the years ended June 30, 2015 and 2014, respectively. Gross tuition and fees accounted for 34.15% and 32.98% of total revenue for the years ended June 30, 2015 and 2014, respectively, before scholarship discounts and allowances. Auxiliary revenue increased 1.03% and decreased 2.4% for the years ended June 30, 2015 and 2014, respectively. For the year ended June 30, 2015, miscellaneous revenue decreased by .20% and for the year ended June 30, 2014 decreased 31.79% due in most part to the recording of the SCAs during the year ended June 30, 2014.

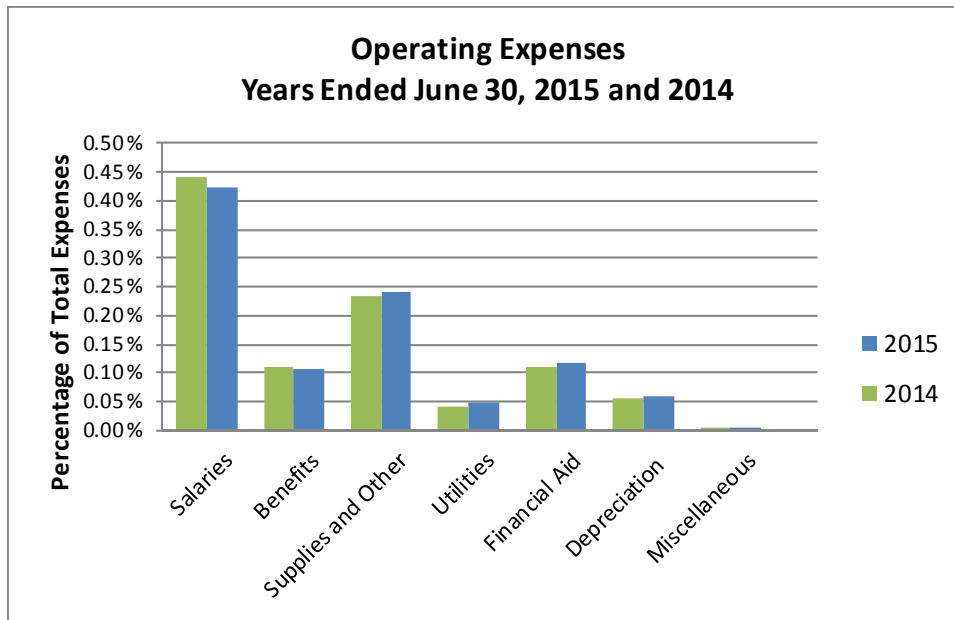
The total revenue and capital funding including grants and transfers decreased during the year ended June 30, 2015 by approximately \$1.7 million or 4.22% from the year ended June 30, 2014. The decrease in revenue is due to a decline in enrollment and the continued reduction from state appropriations. As of June 30, 2014, total revenue and capital funding decreased by approximately \$2.9 million or 6.66% from the year ended June 30, 2013, primarily due to the decrease in enrollment and reduction capital gift and grant revenue.

The loss before other revenues, expenses, gains, or losses for the years ended June 30, 2015 and 2014 was approximately (\$15.2) million and approximately (\$15.1) million, respectively. The decrease in the net operating loss was (\$0.27) and (\$0.37) for the years ended June 30, 2015 and 2014, respectively, was due to the decline in enrollment of (3.68%) and state appropriations of (1.66%).

**CONCORD UNIVERSITY
MANAGEMENT'S DISCUSSION AND ANALYSIS
JUNE 30, 2015 AND 2014**

The operating expenses of the University by natural classification are as follows:

	2015	2014	2013	Change FY 15 - FY 14
Salaries	\$ 16,885,298	\$ 17,192,834	\$ 17,968,908	(0.02)%
Benefits	4,318,301	4,264,879	4,251,667	0.01 %
Supplies and Other	9,548,970	9,064,001	9,294,021	0.05 %
Utilities	1,879,600	1,551,005	1,721,759	0.21 %
Student Financial Aid	4,746,619	4,352,342	4,654,007	0.09 %
Depreciation	2,320,285	2,073,023	2,526,360	0.12 %
Miscellaneous	169,717	216,379	197,734	(0.22)%
Total Operating Expenses	\$ 39,868,790	\$ 38,714,463	\$ 40,614,456	0.03 %



Salary and benefit costs together comprised 53.18% and 55.43% of the total operating expenses of the University for the years ended June 30, 2015 and 2014, respectively. Student financial aid expense totaled approximately \$4.7 and \$4.4 million and increased by \$394,227 and decreased by (\$301,665) for the years ended June 30, 2015 and 2014, respectively. Utilities expense increased by 21% to a total of approximately \$1.9 million, which remains relatively low due in part to the completion of the energy performance contract during 2014.

**CONCORD UNIVERSITY
MANAGEMENT'S DISCUSSION AND ANALYSIS
JUNE 30, 2015 AND 2014**

Statements of Cash Flows

The statement of cash flows provides information about the cash receipts, cash payments, and net change in cash resulting from the operating, investing, and financing capital and noncapital activities of the University during the year. This statement helps users assess the University's ability to generate net cash flows, its ability to meet obligations as they come due, and its need for external financing.

The statement of cash flows is divided into five parts:

1. *Cash flows from operating activities.* This section shows the net cash used by the operating activities of the University.
2. *Cash flows from noncapital financing activities.* This section reflects the cash received and paid for nonoperating, noninvesting, and noncapital financing purposes.
3. *Cash flows from capital and related financing activities.* This section includes cash used for the acquisition and construction of capital and related items.
4. *Cash flows from investing activities.* This section shows the purchases, proceeds, and interest received from investing activities.
5. *Reconciliation of net cash used to the operating loss.* This part provides a schedule that reconciles the accrual-based operating loss and net cash flow used in operating activities.

**Condensed Statements of Cash Flows
Years Ended June 30, 2015, 2014 and 2013**

	2015	2014	2013	Change FY15 -FY14
Cash Provided (Used) by:				
Operating Activities	\$ (12,721,833)	\$ (13,731,802)	\$ (14,190,756)	(0.07)%
Noncapital Financing Activities	14,031,192	14,657,581	15,752,855	(0.04)%
Capital Financing Related Activities	(1,845,190)	(2,369,430)	(1,901,247)	(0.22)%
Investing Activities	27,933	524,269	361,221	(0.95)%
Increase (Decrease) in Cash	(507,898)	(919,381)	22,073	(0.45)%
Cash - Beginning of Year	3,892,393	4,811,774	4,789,701	(0.19)%
Cash - End of Year	\$ 3,384,495	\$ 3,892,393	\$ 4,811,774	(0.13)%

**CONCORD UNIVERSITY
MANAGEMENT'S DISCUSSION AND ANALYSIS
JUNE 30, 2015 AND 2014**

The University decreased cash for the years ended June 30, 2015 and 2014 by \$507,898 and \$919,381 respectively. The decrease in cash during the year ended June 30, 2015 was due to primarily to the decline in enrollment and the reduction in state funding.

Capital Asset and Long-Term Debt Activity

The University's capital asset additions for the fiscal years ended June 30, 2015 and 2014 totaled approximately \$3 million and approximately \$3.8 million, respectively. During the year ended June 30, 2012, construction began on the renovations to the Fine Arts Building and the Marsh Library. These projects are funded by approximately \$6.0 million bond from the Economic Development Authority (EDA) and were completed during the year ended June 30, 2014. During the year ended 2014 total costs for the project were approximately \$6.2 million and were incurred for renovations to the two buildings.

During the year ended June 30, 2015, the University issued \$16.5 in bonds to renovate the North and South Towers dormitories. The debt is to be repaid over 30 years with semiannual interest payments and annual principal payments totaling \$663,706 and \$-0-, respectively, for the year ending through June 30, 2016. Total interest expense incurred during the year ended June 30, 2015 was \$372,413. The interest expense was capitalized as a cost for the project making a total cost for the project of \$1.14 million as June 30, 2015. The University has no bond issues outstanding nor has it liquidated any bond issues during the fiscal year ended June 30, 2014.

During August of 2004, the Higher Education Policy Commission issued 30-year revenue bonds in the amount of \$167 million to fund capital projects at various institutions in the State. The University has received \$4.6 million of these funds to complete the financing of the Academic Technology Center. State lottery funds will be used to repay the debt, although University revenues are pledged if lottery funds prove insufficient.

Requests for Information

The financial report is designed to provide an overview of the finances of the University for those with an interest in this organization. Questions concerning any of the information provided in this report or requests for additional financial information should be addressed to Concord University at Post Office Box 1000, Athens, West Virginia 24712.

CONCORD UNIVERSITY
STATEMENTS OF NET POSITION
JUNE 30, 2015 AND 2014

ASSETS	2015	2014
CURRENT ASSETS		
Cash and Cash Equivalents	\$ 2,778,850	\$ 3,185,045
Cash and Cash Equivalents - Research & Development Corporation	605,645	707,348
	3,384,495	3,892,393
Investments - Bond Funds - Current Portion	4,655,643	-
Due from the Commission	200,455	65,049
Accounts Receivable, Net of Allowance for Doubtful Accounts	2,748,456	2,054,012
Due from Foundation	956,303	993,796
Due from Foundation - Other	596,726	580,515
Loans to Students - Current Portion	370,387	366,497
Intangible Asset - Service Concession Arrangement - Current Portion	220,000	210,000
Prepaid Expenses	189,269	72,614
Inventories	23,339	26,172
Total Current Assets	13,345,073	8,261,048
NONCURRENT ASSETS		
Investments - Bond Funds - Current Portion	10,153,000	-
Due from Foundation - Permanent Endowments	2,424,736	2,424,736
Intangible Asset - Service Concession Arrangement	1,180,001	1,390,000
Loans to Students, Net of Allowance of \$-0- and \$-0- in 2015 and 2014, Respectively	2,349,229	2,107,163
No Hardship Pay Adjustment	311,143	-
Capital Assets, Net of Accumulated Depreciation	50,741,583	49,979,757
Total Noncurrent Assets	67,159,692	55,901,656
DEFERRED OUTFLOWS OF RESOURCES		
Total Deferred Outflows of Resources	158,164	-
Total Assets	\$ 80,662,929	\$ 64,162,704
LIABILITIES, DEFERRED INFLOWS, AND NET POSITION		
CURRENT LIABILITIES		
Accounts Payable	\$ 1,776,132	\$ 1,413,867
Accrued Liabilities	1,961,105	1,613,507
Due to the Commission	34,400	23,238
Due to Other State Agencies	3,014	1,710
Unearned Revenue	1,222,950	828,689
Compensated Absences - Current Portion	310,767	282,462
Deposits	43,376	43,423
Debt Obligations Real Estate - Current Portion	26,210	24,743
Capital Lease Obligations - Current Portion	272,374	261,312
Debt Obligations Due to the Commission	100,000	100,000
Total Current Liabilities	5,750,328	4,592,951
NONCURRENT LIABILITIES		
Advances from Federal Sponsors	2,246,651	2,257,368
Capital Lease Obligations - Noncurrent Portion	2,966,308	3,238,682
Compensated Absences - Noncurrent Portion	463,313	469,481
Other Postemployment Benefit Liability	6,384,347	6,036,141
Net Pension Liability	1,349,138	-
Accrued Service Concession Liability	406,455	497,757
Debt Obligations Due to the Commission	200,000	300,000
Debt Obligations - Real Estate	392,128	418,643
Debt Obligations Bonds Payable (Net of Bonds Premium)	16,532,521	-
Total Noncurrent Liabilities	30,940,861	13,218,072
DEFERRED INFLOWS OF RESOURCES		
Deferred Inflows - Pension Liability	178,344	-
Deferred Inflows - Service Concession Arrangement	892,699	1,019,283
Total Deferred Inflows of Resources	1,071,043	1,019,283
NET POSITION		
Net Investment in Capital Assets	46,784,563	45,636,378
Restricted for - Nonexpendable - Scholarships and Fellowships	239,580	239,580
Restricted for - Nonexpendable - Permanent Endowments	2,424,736	2,424,736
Restricted for - Expendable - Loans	576,457	513,078
Restricted for - Expendable	956,303	993,796
Unrestricted Deficit	(8,080,942)	(4,475,170)
Total Net Position	42,900,697	45,332,398
Total Liabilities, Deferred Inflows, and Net Position	\$ 80,662,929	\$ 64,162,704

See accompanying Notes to Financial Statements.

CONCORD UNIVERSITY
STATEMENTS OF REVENUES, EXPENSES, AND CHANGES IN NET POSITION
YEARS ENDED JUNE 30, 2015 AND 2014

	2015	2014
OPERATING REVENUES		
Student Tuition and Fees, Net of Scholarship Allowance of \$9,178,152 and \$9,636,422 in 2014 and 2015, Respectively	\$ 7,385,061	\$ 7,080,128
Contract and Grants:		
Federal	1,886,190	2,262,765
State	4,810,768	4,680,981
Private	906,955	214,218
Interest on Student Loans Receivable	29,544	27,015
Sales and Services of Educational Activities	7,593	5,903
Auxiliary Enterprise Revenue	8,794,970	8,759,475
Miscellaneous, Net	910,855	519,708
Total Operating Revenues	24,731,936	23,550,193
OPERATING EXPENSES		
Salaries and Wages	16,885,298	17,192,834
Benefits	4,318,301	4,264,879
Supplies and Other Services	9,548,970	9,064,001
Utilities	1,879,600	1,551,005
Student Financial Aid - Scholarships and Fellowships	4,746,619	4,352,342
Depreciation	2,320,285	2,073,023
Loan Cancellations and Write-Offs	21,840	67,445
Fees Assessed by the Commission for Operations	147,877	148,934
Total Operating Expenses	39,868,790	38,714,463
OPERATING LOSS	(15,136,854)	(15,164,270)
NONOPERATING REVENUES (EXPENSES)		
State Appropriations	9,040,548	9,192,694
Federal Pell Grants	4,990,644	5,464,887
Investment Income	6,389	523,934
Fees Assessed by the Commission for Debt Service	(22,812)	(22,812)
Interest Expense	(168,192)	(177,759)
Bond Issue Costs	(241,430)	-
Other Nonoperating Expenses, Net	(7,425)	(28,659)
Net Nonoperating Revenues	13,597,722	14,952,285
DECREASE IN NET POSITION BEFORE OTHER REVENUES, EXPENSES, GAINS, OR LOSSES	(1,539,132)	(211,985)
CAPITAL GIFTS, GRANTS AND CONTRACTS		
Capital Grants from the Commission	500,000	2,316,715
Capital Gifts from Others	48,222	-
	548,222	2,316,715
INCREASE (DECREASE) IN NET POSITION	(990,910)	2,104,730
Net Position - Beginning of Year (2015 and 2014 Restated)	43,891,607	43,227,668
NET POSITION - END OF YEAR	\$ 42,900,697	\$ 45,332,398

See accompanying Notes to Financial Statements.

CONCORD UNIVERSITY
STATEMENTS OF CASH FLOWS
YEARS ENDED JUNE 30, 2015 AND 2014

	2015	2014
CASH FLOWS FROM OPERATING ACTIVITIES		
Student Tuition and Fees	\$ 16,854,205	\$ 16,645,848
Contracts and Grants	7,545,949	6,966,092
Payments to and on Behalf of Employees	(20,868,275)	(21,501,383)
Payments to Suppliers	(9,042,365)	(9,194,377)
Payments to Utilities	(1,879,599)	(1,551,006)
Payments for Scholarships and Fellowships	(13,924,125)	(13,988,763)
Loans Issued to Students	(572,201)	(630,532)
Collection of Loans to Students	293,688	274,938
Interest on Student Loans	29,544	27,015
Sales and Services of Educational Activities	7,593	5,903
Auxiliary Enterprise Receipts	8,635,069	8,962,849
Fees Assessed by the Commission	(147,877)	(148,934)
Other Receipts, Net	346,561	400,548
Net Cash Used by Operating Activities	(12,721,833)	(13,731,802)
CASH FLOWS FROM NONCAPITAL FINANCING ACTIVITIES		
State Appropriations	9,040,548	9,192,694
Federal Pell Grants	4,990,644	5,464,887
Federal Student Loan Program - Direct Lending Receipts	11,262,523	11,725,826
Federal Student Loan Program - Direct Lending Payments	(11,262,523)	(11,725,826)
Net Cash Provided by Noncapital Financing Activities	14,031,192	14,657,581
CASH FLOWS FROM CAPITAL FINANCING ACTIVITIES		
Capital Grants and Gifts Received	585,608	3,322,347
Proceeds from Borrowings from Commission	16,532,521	-
Bond Issue Costs	(241,430)	-
Increase in Investments	(14,808,643)	-
Proceeds from Sale of Assets	1,921	-
Increase in Due from Foundation	-	(504,948)
Debt Repayments - Real Estate	(25,048)	(23,047)
Capital Lease Principal Paid	(261,313)	(250,698)
Capital Lease Obligations Interest Paid	(164,126)	(169,615)
Purchases of Capital Assets	(3,337,802)	(4,612,511)
Principal Payments on Debt Obligations Due Commission	(100,000)	(100,000)
Interest Payments on Service Concession Arrangements	(4,066)	(8,145)
Fees Assessed by Commission	(22,812)	(22,812)
Net Cash Used by Capital Financing Activities	(1,845,190)	(2,369,430)
CASH FLOWS FROM INVESTING ACTIVITIES		
Investment Income	27,933	524,269
Net Cash Provided by Investing Activities	27,933	524,269
DECREASE IN CASH AND CASH EQUIVALENTS	(507,898)	(919,381)
Cash and Cash Equivalents - Beginning of Year	3,892,393	4,811,774
CASH AND CASH EQUIVALENTS - END OF YEAR	\$ 3,384,495	\$ 3,892,393

See accompanying Notes to Financial Statements.

CONCORD UNIVERSITY
STATEMENTS OF CASH FLOWS (CONTINUED)
YEARS ENDED JUNE 30, 2015 AND 2014

	2015	2014
RECONCILIATION OF OPERATING LOSS TO NET CASH USED BY OPERATING ACTIVITIES		
Operating Loss	\$ (15,136,854)	\$ (15,164,270)
Adjustments to Reconcile Net Operating Loss to Net Cash Used by Operating Activities:		
Depreciation Expense	2,320,285	2,073,023
Effects of Changes in Operating Assets and Liabilities:		
Due from the Commission	(198,258)	3,219
Accounts Receivables, Net	(669,245)	72,267
Loans to Students, Net	(256,673)	(288,149)
Prepaid Expenses	(116,655)	35,127
Inventories	2,833	4,112
Service Concession Arrangement	(17,887)	125,937
Accounts Payable	608,614	(176,569)
Accrued Liabilities	36,455	(177,724)
Student Deposits	(47)	-
Due to the Commission	11,162	22,223
Due to Other State Agencies	1,305	(15,269)
Unearned Revenue	394,262	(372,177)
Compensated Absences	22,137	29,749
Pension Liability, Net	(71,473)	
Deposits Held for Others	-	(7,603)
Other Postemployment Benefits Liability	348,206	104,302
	<u>\$ (12,721,833)</u>	<u>\$ (13,731,802)</u>
Net Cash Used by Operating Activities		
	<u>\$ (12,721,833)</u>	<u>\$ (13,731,802)</u>
NONCASH CAPITAL FINANCING ACTIVITIES		
Accounts Receivable for Capital Gifts, Grants and Contracts	\$ 37,387	\$ 1,005,632
Accounts Payable for Capital Gifts, Grants and Contracts	\$ (246,349)	\$ 767,431
	<u>\$ (246,349)</u>	<u>\$ 767,431</u>

See accompanying Notes to Financial Statements.

**CONCORD UNIVERSITY
CONCORD UNIVERSITY FOUNDATION, INC.
A COMPONENT UNIT OF CONCORD UNIVERSITY
STATEMENTS OF FINANCIAL POSITION
JUNE 30, 2015 AND 2014**

	2015	2014
ASSETS		
Cash and Cash Equivalents	\$ 310,633	\$ 668,664
Contributions Receivable, Net of Allowance for Doubtful Accounts of \$1,866 in 2015 and 2014	724,847	260,346
Dividends and Interest Receivable	763	19,074
Student Loans Receivable, net of allowance for doubtful accounts of \$4,754 in 2015 and \$-0- in 2014	-	4,754
Cash Restricted for Long-Term Investment and by Agency Relationships	91,857	329,123
Property and Equipment, Net	2,664	3,343
Investments	36,541,621	34,570,369
Total Assets	\$ 37,672,385	\$ 35,855,673
LIABILITIES AND NET ASSETS		
LIABILITIES		
Amounts Held on Behalf of Others	\$ 4,386,418	\$ 4,479,706
Obligations Under Annuity Agreements	83,429	90,041
Total Liabilities	4,469,847	4,569,747
NET ASSETS		
Unrestricted	834,728	845,822
Temporarily Restricted	8,341,508	8,641,918
Permanently Restricted	24,026,302	21,798,186
Total Net Assets	33,202,538	31,285,926
Total Liabilities and Net Assets	\$ 37,672,385	\$ 35,855,673

See accompanying Notes to Financial Statements.

**CONCORD UNIVERSITY
CONCORD UNIVERSITY FOUNDATION, INC.
A COMPONENT UNIT OF CONCORD UNIVERSITY
STATEMENT OF ACTIVITIES
YEAR ENDED JUNE 30, 2015**

	<u>Unrestricted</u>	<u>Temporarily Restricted</u>	<u>Permanently Restricted</u>	<u>Total</u>
REVENUES AND OTHER SUPPORT				
Gifts and Grants	\$ 422,311	\$ 364,412	\$ 2,155,354	\$ 2,942,077
Interest and Dividends, Net of Related Expenses of \$96,780	(96,750)	339,058	176,578	418,886
Net Realized and Unrealized Gains (Losses)	-	(143,731)	141,091	(2,640)
Change in Value of Split-Interest Agreements	-	-	(7,799)	(7,799)
Net assets released from restriction				
Purpose Restrictions Accomplished	989,943	(752,835)	(237,108)	-
Administration Fees	107,314	(107,314)	-	-
Total Revenues and Support	<u>1,422,818</u>	<u>(300,410)</u>	<u>2,228,116</u>	<u>3,350,524</u>
EXPENSES AND SUPPORT				
University Support:				
Student Support	822,422	-	-	822,422
Faculty and Staff Development	14,520	-	-	14,520
Compensation for Services	17,946	-	-	17,946
Other Expenses	252,389	-	-	252,389
Management and General	247,468	-	-	247,468
Fundraising	79,167	-	-	79,167
Total Expenses and Losses	<u>1,433,912</u>	<u>-</u>	<u>-</u>	<u>1,433,912</u>
CHANGE IN NET ASSETS	(11,094)	(300,410)	2,228,116	1,916,612
Net Assets - Beginning of Year	<u>845,822</u>	<u>8,641,918</u>	<u>21,798,186</u>	<u>31,285,926</u>
NET ASSETS - END OF YEAR	<u>\$ 834,728</u>	<u>\$ 8,341,508</u>	<u>\$ 24,026,302</u>	<u>\$ 33,202,538</u>

See accompanying Notes to Financial Statements.

**CONCORD UNIVERSITY
CONCORD UNIVERSITY FOUNDATION, INC.
A COMPONENT UNIT OF CONCORD UNIVERSITY
STATEMENT OF ACTIVITIES
YEAR ENDED JUNE 30, 2014**

	<u>Unrestricted</u>	<u>Temporarily Restricted</u>	<u>Permanently Restricted</u>	<u>Total</u>
REVENUES AND OTHER SUPPORT				
Gifts and Grants	\$ 269,327	\$ 83,655	\$ 169,873	\$ 522,855
Interest and Dividends, Net of Related Expenses of \$92,456	(1,476)	362,169	141,349	502,042
Net Realized and Unrealized Gains (Losses)	(549)	2,152,431	1,217,258	3,369,140
Change in Value of Split-Interest Agreements	-	-	155,529	155,529
Purpose Restrictions Accomplished	969,539	(860,942)	(108,597)	-
Administration Fees	123,795	(123,795)	-	-
Total Revenues and Support	<u>1,360,636</u>	<u>1,613,518</u>	<u>1,575,412</u>	<u>4,549,566</u>
EXPENSES AND SUPPORT				
University Support:				
Student Support	515,602	-	-	515,602
Faculty and Staff Development	13,540	-	-	13,540
Compensation for Services	11,343	-	-	11,343
Capital Projects	-	-	-	-
Other Expenses	372,244	-	-	372,244
Management and General	242,320	-	-	242,320
Fundraising	49,891	-	-	49,891
Total Expenses and Losses	<u>1,204,940</u>	<u>-</u>	<u>-</u>	<u>1,204,940</u>
CHANGE IN NET ASSETS	155,696	1,613,518	1,575,412	3,344,626
Net Assets - Beginning of Year	<u>690,126</u>	<u>7,028,400</u>	<u>20,222,774</u>	<u>27,941,300</u>
NET ASSETS - END OF YEAR	<u>\$ 845,822</u>	<u>\$ 8,641,918</u>	<u>\$ 21,798,186</u>	<u>\$ 31,285,926</u>

See accompanying Notes to Financial Statements.

**CONCORD UNIVERSITY
NOTES TO FINANCIAL STATEMENTS
JUNE 30, 2015 AND 2014**

NOTE 1 ORGANIZATION

Concord University (formerly Concord College) (the University) is governed by the Concord University Board of Governors (the Board). The Board was established by Senate Bill 653 (S.B. 653).

The powers and duties of the Board include, but are not limited to, the power to determine, control, supervise and manage the financial, business and educational policies and affairs of the institutions under its jurisdiction, the duty to develop a master plan for the institution, the power to prescribe the specific functions and institution's budget request, the duty to review at least every five years all academic programs offered at the institution, and the power to fix tuition and other fees for the different classes or categories of students enrolled at its institution.

S.B. 653 also created the West Virginia Higher Education Policy Commission (the Commission), which is responsible for developing, gaining consensus around and overseeing the implementation and development of a higher education public policy agenda.

As a requirement of Governmental Accounting Standards Board (GASB) standards, the University has included information from the Concord University Foundation, Inc. (the Foundation).

Although the University benefits from the activities of the Foundation, the Foundation is independent of the University in all respects. The Foundation is not a subsidiary of the University and is not directly or indirectly controlled by the University. The Foundation has its own separate, independent Board of Directors. Moreover, the assets of the Foundation are the exclusive property of the Foundation and do not belong to the University. The University is not accountable for, and does not have ownership of, any of the financial and capital resources of the Foundation. The University does not have the power or authority to, mortgage, pledge, or encumber the assets of the Foundation. The Board of Directors of the Foundation is entitled to make all decisions regarding the business and affairs of the Foundation, including, without limitation, distributions made to the University. Under State law, neither the principal nor income generated by the assets of the Foundation can be taken into consideration in determining the amount of State-appropriated funds allocated to the University. Third parties dealing with the University, the Board, and the State of West Virginia (the State) (or any agency thereof) should not rely upon the financial statements of the Foundation for any purpose without consideration of all the foregoing conditions and limitations.

NOTE 2 SUMMARY OF SIGNIFICANT ACCOUNTING POLICIES

The financial statements of the University have been prepared in accordance with accounting principles generally accepted in the United States of America as prescribed by GASB. The financial statement presentation required by GASB provides a comprehensive, entity-wide perspective of the University's assets, deferred outflows of resources, liabilities, deferred inflows of resources, net position, revenues, expenses, changes in net position, and cash flows.

**CONCORD UNIVERSITY
NOTES TO FINANCIAL STATEMENTS
JUNE 30, 2015 AND 2014**

NOTE 2 SUMMARY OF SIGNIFICANT ACCOUNTING POLICIES (CONTINUED)

Reporting Entity

The University is an operating unit of the West Virginia Higher Education Fund and represents separate funds of the State of West Virginia (the State) that are not included in the State's general fund. The University is a separate entity which, along with all State institutions of higher education, the West Virginia Council of Community and Technical Colleges, and the Commission (which includes West Virginia Network for Educational Telecomputing), form the Higher Education Fund of the State. The Higher Education Fund is considered a component unit of the State, and its financial statements are discretely presented in the State's comprehensive annual financial report.

The accompanying financial statements present all funds under the authority of the University, including its blended component unit, Concord University Research and Development Corporation (the Research Corporation), which was formed on July 28, 1999 as a non-profit, non-stock corporation. The Research Corporation is included on the Blended Method as defined by GASB. The basic criterion for inclusion in the accompanying financial statements is the exercise of oversight responsibility derived from the University's ability to significantly influence operations and accountability for fiscal matters of related entities. A related Foundation and Alumni Association of the University are not part of the University reporting entity and are not included in the accompanying financial statements, as the University has no ability to designate management, cannot significantly influence operations of these entities, and is not accountable for the fiscal matters of the Foundation and Alumni Association under GASB.

The audited financial statements of the Concord University Foundation, Inc. are presented here as a discrete component unit with the University's financial statements for the fiscal years ended June 30, 2015 and 2014. The Foundation is presented as a discretely presented component unit because the Foundation's activities benefit the University but the University does not control the Foundation. The Foundation is also a legally separate organization. The Foundation is a private nonprofit organization that reports under FASB standards. As such, certain revenue recognition criteria and presentation features are different from GASB revenue recognition criteria and presentation features. No modifications have been made to the Foundation's audited financial information as it is presented herein as required by GASB.

Financial Statement Presentation

GASB establishes standards for external financial reporting for public colleges and universities and requires that financial statements be presented on a basis to focus on the University as a whole. Net position is classified into four categories according to external donor restrictions or availability of assets for satisfaction of University obligations. The University's net position is classified as follows:

- Net Investment in Capital Assets – This represents the University's total investment in capital assets, net of depreciation and outstanding debt obligations related to those capital assets. To the extent that debt has been incurred but not yet expended for capital assets, such amounts are not included as a component of net investment in capital assets.

CONCORD UNIVERSITY
NOTES TO FINANCIAL STATEMENTS
JUNE 30, 2015 AND 2014

NOTE 2 SUMMARY OF SIGNIFICANT ACCOUNTING POLICIES (CONTINUED)

Financial Statement Presentation (Continued)

- Restricted Net Position – Expendable – This includes resources in which the University is legally or contractually obligated to spend in accordance with restrictions imposed by external third parties.

The West Virginia Legislature, as a regulatory body outside the reporting entity, has restricted the use of certain funds by Article 10, Fees and Other Money Collected at State Institutions of Higher Education of the West Virginia Code. House Bill 101 passed in March 2004 simplified the tuition and fee structure and removed the restrictions but included designations associated with auxiliaries and capital items. These activities are fundamental to the normal ongoing operations of the institution. These restrictions are subject to change by future actions of the West Virginia Legislature.

- Restricted Net Position – Nonexpendable – This includes endowment and similar type funds in which donors or other outside sources have stipulated, as a condition of the gift instrument, that the principal is to be maintained inviolate and in perpetuity, and invested for the purpose of producing present and future income, which may either be expended or added to principal.
- Unrestricted Net Position – Unrestricted net position represents resources derived from student tuition and fees, State appropriations, and sales and services of educational activities. These resources are used for transactions relating to the educational and general operations of the University, and may be used at the discretion of the Board of Governors to meet current expenses for any purpose. These resources also include resources of auxiliary enterprises, which are substantially self-supporting activities that provide services for students, faculty, and staff.

Basis of Accounting

For financial reporting purposes, the University is considered a special-purpose government engaged only in business-type activities. Accordingly, the University's financial statements have been prepared on the accrual basis of accounting with a flow of economic resources measurement focus. Revenues are reported when earned and expenditures when materials or services are received. All interfund accounts and transactions have been eliminated.

Cash and Cash Equivalents

For purposes of the statement of net position, the University considers all highly liquid investments with an original maturity of three months or less to be cash equivalents.

The University maintains its cash in bank deposit accounts, which, at times, may exceed federally insured limits. The University has not experienced any losses in such accounts. The University believes that the bank is creditworthy and that it is not exposed to any significant credit risk on cash and cash equivalents.

**CONCORD UNIVERSITY
NOTES TO FINANCIAL STATEMENTS
JUNE 30, 2015 AND 2014**

NOTE 2 SUMMARY OF SIGNIFICANT ACCOUNTING POLICIES (CONTINUED)

Cash and Cash Equivalents (Continued)

Cash and cash equivalents balances on deposit with the State of West Virginia Treasurer's Office (the State Treasurer) are pooled by the State Treasurer with other available funds of the State for investment purposes by the West Virginia Board of Treasury Investments (BTI). These funds are transferred to the BTI and the BTI is directed by the State Treasurer to invest the funds in specific external investment pools in accordance with West Virginia code, policies set by the BTI, and by provisions of bond indentures and trust agreements, when applicable. Balances in the investment pools are recorded at fair value or amortized cost which approximates fair value. Fair value is determined by a third-party pricing service based on asset portfolio pricing models and other sources, in accordance with GASB guidance. The BTI was established by the State Legislature and is subject to oversight by the State Legislature. Fair value and investment income are allocated to participants in the pools based upon the funds that have been invested. The amounts on deposit are available for immediate withdrawal or on the first day of each month for the WV Short Term Bond Pool and, accordingly, are presented as cash and cash equivalents in the accompanying financial statements.

The BTI maintains the Consolidated Fund which consists of eight investment pools and participant-directed accounts, three of which the University may invest in. These pools have been structured as multiparticipant variable net asset funds to reduce risk and offer investment liquidity diversification to the Fund participants. Funds not required to meet immediate disbursement needs are invested for longer periods. A more detailed discussion of the BTI's investment operations pool can be found in its annual audited financial report. A copy of that annual report can be obtained from the following address: 1900 Kanawha Boulevard East, Room E-122, Charleston, West Virginia 25305 or <http://www.wvbt.com>.

Permissible investments for all agencies include those guaranteed by the United States of America, its agencies and instrumentalities (U.S. Government obligations); corporate debt obligations, including commercial paper, which meet certain ratings; certain money market funds; repurchase agreements; reverse repurchase agreements; asset-backed securities; certificates of deposit; state and local government securities (SLGS); and other investments. Other investments consist primarily of investments in accordance with the Linked Deposit Program, a program using financial institutions in West Virginia to obtain certificates of deposit, loans approved by the legislature and any other program investments authorized by the legislature.

Appropriations Due from Primary Government

For financial reporting purposes, appropriations due from the State are presented separately from cash and cash equivalents, as amounts are not specific deposits with the State Treasurer but are obligations of the State.

**CONCORD UNIVERSITY
NOTES TO FINANCIAL STATEMENTS
JUNE 30, 2015 AND 2014**

NOTE 2 SUMMARY OF SIGNIFICANT ACCOUNTING POLICIES (CONTINUED)

Allowance for Doubtful Accounts

It is the University's policy to provide for future losses on uncollectible accounts, contracts, grants, and loans receivable based on an evaluation of the underlying account, contract, grant, and loan balances, the historical collectability experienced by the University on such balances and such other factors, which, in the University's judgment, require consideration in estimating doubtful accounts.

Inventories

Inventories are stated at the lower-of-cost or market, cost being determined on the first-in, first-out method.

Noncurrent Cash, Cash Equivalents, and Investments

Cash, cash equivalents, and investments that are (1) externally restricted to make debt service payments, long-term loans to students or to maintain sinking or reserve funds, (2) to purchase capital or other noncurrent assets or settle long-term liabilities, or (3) permanently restricted net position are classified as a noncurrent asset in the statements of net position.

No Hardship Pay Adjustment

The state placed all employees on deferred pay effective October 1, 2014. This represents payment provided to employees who were moved from current pay to arrears pay. Since there were employees who were never on deferred pay, the University was required to make a "no hardship pay adjustment" and treat these employees as if they have already had their deferred pay paid to them. This amount will be deducted from each employee's last paycheck when they leave state employment.

Capital Assets

Capital assets include property, plant, equipment, books and materials that are part of a catalogued library, and infrastructure assets. Capital assets are stated at cost at the date of acquisition or construction, or fair market value at the date of donation in the case of gifts. Depreciation is computed using the straight-line method over the estimated useful lives of the assets, generally 15 to 50 years for buildings and infrastructure, 20 years for land improvements and library books, and 3 to 10 years for furniture and equipment. The University's capitalization threshold is \$5,000. The accompanying financial statements reflect all adjustments required by GASB.

Unearned Revenue

Revenues for programs or activities to be conducted primarily in the next fiscal year are classified as unearned revenue, including items such as football ticket sales, orientation fees, and room and board. Financial aid and other deposits are separately classified as deposits.

CONCORD UNIVERSITY
NOTES TO FINANCIAL STATEMENTS
JUNE 30, 2015 AND 2014

NOTE 2 SUMMARY OF SIGNIFICANT ACCOUNTING POLICIES (CONTINUED)

Compensated Absences and Other Postemployment Benefits (OPEB)

GASB provides for the measurement, recognition, and display of OPEB expenditures, assets, and liabilities, including applicable note disclosures and required supplementary information. During fiscal year 2006, House Bill No. 4654 was established to create a trust fund for postemployment benefits for the State. The University is required to participate in this multiple-employer, cost-sharing plan, the West Virginia Retiree Health Benefit Trust Fund, sponsored by the State of West Virginia. Details regarding this plan and its stand-alone financials can be obtained by contacting the West Virginia Public Employees

Insurance Agency (PEIA), State Capitol Complex, Building 5, Room 1001, 1900 Kanawha Boulevard, East, Charleston, West Virginia 25305-0710 or <http://www.wvpeia.com>.

GASB requires entities to accrue for employees' rights to receive compensation for vacation leave or payments in lieu of accrued vacation or sick leave as such benefits are earned and payment becomes probable. The University's full-time employees earn up to two vacation leave days for each month of service and are entitled to compensation for accumulated, unpaid vacation leave upon termination. Full-time employees also earn 1-1/2 sick leave days for each month of service and are entitled to extend their health or life insurance coverage upon retirement in lieu of accumulated, unpaid sick leave. Generally, two days of accrued sick leave extend health insurance for one month of single coverage, and three days extend health insurance for one month of family coverage. For employees hired after 1988, or who were hired before 1988 but did not choose such coverage until after 1988 but before July 1, 2001, the employee shares in the cost of the extended benefit coverage to the extent of 50% of the premium required for the extended coverage. Employees hired July 1, 2001, or later will no longer receive sick leave credit toward insurance premiums when they retire. Additionally, all retirees have the option to purchase continued coverage regardless of their eligibility for premium credits. This liability is now provided for under the multiple-employer, cost-sharing plan sponsored by the State.

Certain faculty employees (generally those with less than a 12-month contract) earn a similar extended health or life insurance coverage retirement benefit based on years of service. Generally, 3-1/3 years of teaching service extend health insurance for 1 year of single coverage, and 5 years extend health insurance for 1 year of family coverage. Faculty hired after July 1, 2009, will no longer receive years of service credit toward insurance premiums when they retire. Employees hired after July 1, 2010, receive no health insurance premium subsidy from the University. Two groups of employees hired after July 1, 2010, will not be required to pay the unsubsidized rate: 1) active employees who were originally hired before July 1, 2010, who have a break in service of fewer than 2 years after July 1, 2010; and 2) retired employees who retired before July 1, 2010, return to active service after July 1, 2010, and then go back into retirement. In those cases, the original hire date will apply. The estimated expense and expense incurred for the vacation leave or OPEB benefits are recorded as a component of benefits expense in the statements of revenues, expenses, and changes in net position.

CONCORD UNIVERSITY
NOTES TO FINANCIAL STATEMENTS
JUNE 30, 2015 AND 2014

NOTE 2 SUMMARY OF SIGNIFICANT ACCOUNTING POLICIES (CONTINUED)

Service Concession Arrangements

The University has service concession arrangements for the operation of the bookstore and food services. Renovations made to University facilities by service concession vendors are capitalized and inflows are deferred and accreted over the life of the contract.

Net Pension Liability

For purposes of measuring the net pension liability, deferred outflows of resources and deferred inflows of resources related to pensions, and pension expense, information about the fiduciary net position of the West Virginia Teachers' Retirement System (TRS), administered by the West Virginia Consolidated Public Retirement Board (CPRB), and additions to/reductions from the TRS fiduciary net position have been determined on the same basis as they are reported in the TRS financial statements, which can be found at <https://www.wvretirement.com/Publications.html#CAFR>. The plan schedules of TRS are prepared using the accrual basis of accounting and economic resources measurement focus in accordance with U.S. GAAP as prescribed by GASB. Employer contributions are recognized when due and the employer has a legal requirement to provide the contributions. Investments are reported at fair value. Detailed information on investment valuation can be found in the TRS financial statements. Management of TRS has made certain estimates and assumptions relating to employer allocation schedules, and actual results could differ (Note 13).

Deferred Outflows of Resources

Consumption of net position by the University that is applicable to a future fiscal year is reported as a deferred outflow of resources on the statements of net position. Deferred outflow were \$158,164 and \$-0- as of June 30, 2015 or 2014, respectively.

Deferred Inflows of Resources

An acquisition of net position by the University that is applicable to a future fiscal year is reported as a deferred inflow of resources on the statements of net position. Deferred inflows of resources are a result of service concession arrangements and are accreted over the life of the arrangements. Deferred inflows were \$892,699 and \$1,019,283 as of June 30, 2015 or 2014, respectively. The University also has deferred inflows relating to pensions. Deferred inflows were \$178,344 and \$-0- as of June 30, 2015 or 2014, respectively.

Risk Management

The State's Board of Risk and Insurance Management (BRIM) provides general, property and casualty, and liability coverage to the University and its employees. Such coverage may be provided to the University by BRIM through self-insurance programs maintained by BRIM or policies underwritten by BRIM that may involve experience-related premiums or adjustments to BRIM.

**CONCORD UNIVERSITY
NOTES TO FINANCIAL STATEMENTS
JUNE 30, 2015 AND 2014**

NOTE 2 SUMMARY OF SIGNIFICANT ACCOUNTING POLICIES (CONTINUED)

Risk Management (Continued)

BRIM engages an independent actuary to assist in the determination of its premiums so as to minimize the likelihood of premium adjustments to the University or other participants in BRIM's insurance programs. As a result, management does not expect significant differences between the premiums the University is currently charged by BRIM and the ultimate cost of that insurance based on the University's actual loss experience. In the event such differences arise between estimated premiums currently charged by BRIM to the University and the University's ultimate actual loss experience, the difference will be recorded, as the change in estimate becomes known.

In addition, through its participation in the West Virginia Public Employees Insurance Agency (PEIA) and a third-party insurer, the University has obtained health, life, prescription drug coverage, and coverage for job related injuries for its employees. In exchange for payment of premiums to PEIA and the third-party insurer, the University has transferred its risks related to health, life, prescription drug coverage, and job related injuries.

West Virginia had a single private insurance company, BrickStreet Insurance, which provides workers' compensation coverage to all employers in the state. Other private insurance companies began to offer coverage to private-sector employers beginning July 1, 2009 and to government employers July 1, 2010. Nearly every employer in the State who has a payroll must have coverage. The cost of all coverage is paid by the employers. Brick Street retains the risk related to the compensation of injured employees under the program.

Classification of Revenues

The University has classified its revenues according to the following criteria:

- Operating Revenues – Operating revenues include activities that have the characteristics of exchange transactions, such as (1) student tuition and fees, net of scholarship discounts and allowances, (2) sales and services of auxiliary enterprises, net of scholarship discounts and allowances, (3) most federal, state, local, and nongovernmental grants and contracts, and (4) sales and services of educational activities.
- Nonoperating Revenues – Nonoperating revenues include activities that have the characteristics of nonexchange transactions, such as gifts, contributions, and other revenues that are defined as nonoperating revenues by GASB, such as State appropriations, Federal Pell grants, investment income, and gain on the sale of capital assets (including natural resources).
- Other Revenues – Other revenues consist primarily of capital grants and gifts.

Use of Restricted Net Position

The University has not adopted a formal policy regarding whether to first apply restricted or unrestricted resources when an expense is incurred for purposes for which both restricted and unrestricted net position are available. Generally, the University attempts to utilize restricted net position first when practicable.

**CONCORD UNIVERSITY
NOTES TO FINANCIAL STATEMENTS
JUNE 30, 2015 AND 2014**

NOTE 2 SUMMARY OF SIGNIFICANT ACCOUNTING POLICIES (CONTINUED)

Federal Financial Assistance Programs

The University, through financial institutions, makes loans to students under the Federal Stafford Loan Program. Federal Stafford loans are not included as receivable on the University's statements of net position as the loans are repayable directly to the U.S. Department of Education. The University made awards of approximately \$10.3 million and \$10.7 million in 2015 and 2014, respectively, under the Federal Stafford Loan Program of the U.S. Department of Education, which are not included as revenue and expense on the statements of revenues, expenses, and changes in net position.

The University also distributes other student financial assistance funds on behalf of the federal government to students under the Federal Pell Grant, Supplemental Educational Opportunity Grant, and College Work Study programs. The activity of these programs is recorded in the accompanying financial statements. In 2015 and 2014, the University received and disbursed approximately \$5.3 million and \$6.0 million, respectively, under these federal student aid programs.

Scholarship Allowances

Student tuition and fee revenues and certain other revenues from students are reported net of scholarship allowances in the statements of revenues, expenses, and changes in net position. A scholarship allowance is the difference between the stated charge for goods and services provided by the University and the amount that is paid by a student and/or third parties making payments on a student's behalf.

Financial aid to students is reported in the financial statements under the alternative method as prescribed by the National Association of College and University Business Officers (NACUBO). Certain aid such as loans, funds provided to students as awarded by third parties, and Federal Direct Lending is accounted for as a third-party payment (credited to the student's account as if the student made the payment). All other aid is reflected in the financial statements as operating expenses or scholarship allowances, which reduce revenues. The amount reported as operating expense represents the portion of aid that was provided to the student in the form of cash. Scholarship allowances represent the portion of aid provided to the student in the form of reduced tuition. Under the alternative method, these amounts are computed on a University basis by allocating the cash payments to students, excluding payments for services, on the ratio of total aid to the aid not considered to be third-party aid.

Government Grants and Contracts

Government grants and contracts normally provide for the recovery of direct and indirect costs, subject to audit. The University recognizes revenue associated with direct costs as the related costs are incurred. Recovery of related indirect costs is generally recorded at fixed rates negotiated for a period of one to five years.

Income Taxes

The University is exempt from income taxes, except for unrelated business income, as a governmental instrumentality under federal income tax laws and regulations of the Internal Revenue Service as described in Section 115 of the Internal Revenue Code.

**CONCORD UNIVERSITY
NOTES TO FINANCIAL STATEMENTS
JUNE 30, 2015 AND 2014**

NOTE 2 SUMMARY OF SIGNIFICANT ACCOUNTING POLICIES (CONTINUED)

Cash Flows

Any cash and cash equivalents escrowed, restricted for noncurrent assets, or in funded reserves have not been included as cash and cash equivalents for the purpose of the statements of cash flows.

Use of Estimates

The preparation of financial statements in conformity with accounting principles generally accepted in the United States of America requires management to make estimates and assumptions that affect the reported amounts of assets and liabilities and disclosure of contingent assets and liabilities at the date of the financial statements and the reported amounts of revenues and expenditures during the reporting period. Actual results could differ from those estimates.

Risk and Uncertainties

Investments are exposed to various risks, such as interest rate, credit and overall market volatility. Due to the level of risk associated with certain securities, it is reasonably possible that changes in risk and values will occur in the near term and that such changes could materially affect the amounts reported in the financial statements.

Newly Adopted Statements Issued by the Governmental Accounting Standards Board

The University has implemented GASB Statement No. 68, *Accounting and Financial Reporting for Pensions*, and Statement No. 71, *Pension Transition for Contributions Made Subsequent to the Measurement Date*. Statements Nos. 68 and 71 require the University to report its share of the defined benefit pension liabilities and expense, as well as the related deferred outflows of resources and deferred inflows of resources, allocated to it by the CPRB. The July 1, 2014, balance of the net pension liability and related deferred outflows of resources and deferred inflows of resources is reported in the statement of revenues, expenses, and changes in net position as a restatement to the 2015 net position – beginning of the year. The CPRB was not able to provide sufficient information to restate the June 30, 2014 financial statements.

	2015
Net Position - Beginning of Year, as Previously stated	\$ 45,332,398
July 1, 2014, Balance of the Net Pension Liability and Related Deferred Outflows of Resources and Deferred Inflows of Resources	(1,440,791)
Net Position - Beginning of Year, Restated	\$ 43,891,607

CONCORD UNIVERSITY
NOTES TO FINANCIAL STATEMENTS
JUNE 30, 2015 AND 2014

NOTE 2 SUMMARY OF SIGNIFICANT ACCOUNTING POLICIES (CONTINUED)

Recent Statements Issued by the Governmental Accounting Standards Board

The GASB has issued Statement No. 72, *Fair Value Measurement and Application*, effective for fiscal years beginning after June 15, 2015. This statement provides guidance for determining a fair value measurement for financial reporting purposes. This statement also provides guidance for applying fair value to certain investments and disclosures related to all fair value measurements. The University has not yet determined the effect that the adoption of GASB Statement No. 72 may have on its financial statements.

The GASB has issued Statement No. 73, *Accounting and Financial Reporting for Pensions and Related Assets That Are Not within the Scope of GASB Statement 68, and Amendments to Certain Provisions of GASB Statements 67 and 68*. The requirements of this statement that address accounting and financial reporting by employers and governmental nonemployer contributing entities for pensions that are not within the scope of Statement 68 are effective for fiscal years beginning after June 15, 2016, and the requirements of this statement that address financial reporting for assets accumulated for purposes of providing those pensions are effective for fiscal years beginning after June 15, 2015. The requirements of this statement for pension plans that are within the scope of Statement 67 or for pensions that are within the scope of Statement 68 are effective for fiscal years beginning after June 15, 2015.

This statement establishes standards of accounting and financial reporting for defined benefit pensions and defined contribution pensions that are provided to the employees of state and local governmental employers and are not within the scope of Statement 68. This statement also establishes requirements for pensions that are provided through pension plans that are administered through trusts or equivalent arrangements that meet certain criteria. This statement also establishes requirements for governments that hold assets accumulated for purposes of providing pensions through defined benefit pension plans that are not administered through trusts that meet certain criteria and amends certain provisions for pension plans that are within the scope of Statement 67 and for pensions that are within the scope of Statement 68. The University has not yet determined the effect that the adoption of GASB Statement No. 73 may have on its financial statements.

The GASB has also issued Statement No. 74, *Financial Reporting for Postemployment Benefit Plans Other Than Pension Plans*, which is effective for fiscal years beginning after June 15, 2016. This statement establishes financial reporting standards for state and local governmental other postemployment benefit plans – defined benefit plans and defined contribution plans – that are administered through trusts or equivalent arrangements that meet certain criteria. This statement also establishes financial reporting standards for governments that hold assets accumulated for purposes of providing other postemployment benefits through defined benefit plans that are not administered through trusts or equivalent arrangements that meet certain criteria. The University has not yet determined the effect that the adoption of GASB Statement No. 74 may have on its financial statements.

CONCORD UNIVERSITY
NOTES TO FINANCIAL STATEMENTS
JUNE 30, 2015 AND 2014

NOTE 2 SUMMARY OF SIGNIFICANT ACCOUNTING POLICIES (CONTINUED)

**Recent Statements Issued by the Governmental Accounting Standards Board
(Continued)**

The GASB has also issued Statement No. 75, *Accounting and Financial Reporting for Postemployment Benefits Other Than Pensions*, which is effective for fiscal years beginning after June 15, 2017. This statement establishes standards of accounting and financial reporting for defined benefit other postemployment benefits and defined contribution other postemployment benefits that are provided to the employees of state and local governmental employers through other postemployment benefit plans that are administered through trusts or equivalent arrangements that meet certain criteria. This statement also establishes standards of accounting and financial reporting for defined benefit other postemployment benefits and defined contribution other postemployment benefits that are provided to the employees of state and local governmental employers through other postemployment benefit plans that are not administered through trusts that meet certain criteria. The University has not yet determined the effect that the adoption of GASB Statement No. 75 may have on its financial statements.

The GASB has also issued Statement No. 76, *The Hierarchy of Generally Accepted Accounting Principles for State and Local Governments*, which is effective for fiscal years beginning after June 15, 2015. This statement establishes the hierarchy of GAAP for state and local governments. The University has not yet determined the effect that the adoption of GASB Statement No. 76 may have on its financial statements.

The GASB has also issued Statement No. 77, *Tax Abatement Disclosures*, which is effective for fiscal years beginning after December 15, 2015. This statement establishes financial reporting standards for tax abatement agreements entered into by state and local governments. The University has not yet determined the effect that the adoption of GASB Statement No. 77 may have on its financial statements.

Reclassifications

Certain amounts in the 2014 financial statements have been reclassified to conform to the 2015 presentation. This affects the previously reported net position, operating income or excess of revenues over expenses. See the restatement footnote at Note 19 for additional documentation.

CONCORD UNIVERSITY
NOTES TO FINANCIAL STATEMENTS
JUNE 30, 2015 AND 2014

NOTE 3 CASH AND CASH EQUIVALENTS

The composition of cash and cash equivalents was held as follows:

	2015
Cash on Deposit with the State Treasurer/BTI	\$ 1,874,390
Municipal Bond Commission for the University	13,816
Cash in Bank	1,496,289
	\$ 3,384,495
	2014
	Total
Cash on Deposit with the State Treasurer/BTI	\$ 2,632,663
Municipal Bond Commission for the University	13,812
Cash in Bank	1,361,683
	\$ 4,008,158

Cash held by the State Treasurer includes \$1,874,390 and \$2,632,663 at June 30, 2015 and 2014, respectively, of restricted cash for sponsored projects, loans, and other purposes.

The University cash equivalents totaling \$13,816 and \$13,812 at June 30, 2015 and 2014, respectively, are held in repurchase agreements and a business savings account, both collateralized at 110%. The collateral was held in the name of the University. Remaining cash equivalents primarily relate to amounts held in money markets.

The carrying amount of cash in bank at June 30, 2015 and 2014 is different than that with the bank primarily due to outstanding checks and items in transit. The bank balances were covered by federal depository insurance as noted below or were collateralized by securities held by the State's agent. Regarding federal depository insurance, interest-bearing accounts are insured by the Federal Deposit Insurance Corporation up to \$250,000. Non-interest-bearing accounts are 100% insured through December 31, 2015.

Amounts with the State Treasurer as of June 30, 2015 and 2014, are comprised of three investment pools, the WV Money Market Pool, the WV Government Money Market Pool and the WV Short Term Bond Pool.

CONCORD UNIVERSITY
NOTES TO FINANCIAL STATEMENTS
JUNE 30, 2015 AND 2014

NOTE 3 CASH AND CASH EQUIVALENTS (CONTINUED)

Credit Risk – Credit risk is the risk that an issuer or other counterparty to an investment will not fulfill its obligations. The following table provides information on the Standard & Poor’s rating of the investment pools as of June 30 and does not agree to the information shown in the previous table. The difference is primarily caused by outstanding checks and items in transit:

	2015		2014	
	Carry Value (in Thousands)	S&P Rating	Carry Value (in Thousands)	S&P Rating
WV Money Market Pool	\$ 1,864,316	AAAM	\$ 2,442,474	AAAM
WV Government Money Market Pool	16,500	AAAM	20,286	AAAM
WV Short Term Bond Pool	417	Not Rated	51,815	Not Rated
	<u>\$ 1,881,233</u>		<u>\$ 2,514,575</u>	

A Fund rated “AAAm” has extremely strong capacity to maintain principal stability and to limit exposure to principal losses due to credit, market, and/or liquidity risks. “AAAm” is the highest principal stability fund rating assigned by Standard & Poor’s.

Interest Rate Risk – Interest rate risk is the risk that changes in interest rates will adversely affect the fair value of an investment. All the amounts with the State Treasurer are subject to interest rate risk. The following table provides information on the weighted-average maturities for the WV Money Market Pool and the WV Government Money Market Pool and the effective duration for the WV Short Term Bond Pool:

	2015		2014	
	Carry Value (in Thousands)	WAM (Days)	Carry Value (in Thousands)	WAM (Days)
External Pool				
WV Money Market Pool	\$ 1,864,316	47	\$ 2,442,474	36
WV Government Money Market Pool	16,500	51	20,286	37
WV Short Term Bond Pool	417	410	51,815	407
	<u>\$ 1,881,233</u>		<u>\$ 2,514,575</u>	

Other Investment Risks – Other investment risks include concentration of credit risk, custodial credit risk, and foreign currency risk. None of the BTI’s Consolidated Fund’s investment pools or accounts is exposed to these risks as described below.

Cash in Bank with Trustee

Credit Risk – Credit risk is the risk that an issuer or other counterparty to an investment will not fulfill its obligation. Cash in bank with Trustee is governed by provisions of the bond agreement.

Investment Type	Carrying Value	
	2015	2014
Money Market Fund	<u>\$ 1,864,316</u>	<u>\$ 2,442,474</u>

The objective of the money market fund is to increase the current level of income while continuing to maintain liquidity and capital. Assets are invested in high-quality, short-term money market instruments.

**CONCORD UNIVERSITY
NOTES TO FINANCIAL STATEMENTS
JUNE 30, 2015 AND 2014**

NOTE 3 CASH AND CASH EQUIVALENTS (CONTINUED)

Custodial Credit Risk

Custodial credit risk for investments is the risk that, in the event of the failure of the counterparty to a transaction, the University will not be able to recover the value of the investment or collateral securities that are in the possession of an outside party.

Interest Rate Risk

Interest rate risk is the risk that changes in interest rates will adversely affect the fair value of an investment. The University's investment policy limits investment maturities from potential fair value losses due to increasing interest rates. No more than 5% of the money market fund's total market value may be invested in the obligations of a single issuer, with the exception of the U.S. government and its agencies.

Foreign Currency Risk

Foreign currency risk is the risk that changes in exchange rates will adversely affect the fair value of an investment or a deposit. The University has no securities with foreign currency risk.

NOTE 4 INVESTMENTS

As of June 30, 2015, the University held investments of \$14,808,643. Bond proceeds from the Series 2014 Bonds are invested in certificates of deposit at certain banks earning interest at rates ranging from 0.4% to 1.1%. The certificates mature at various intervals between December 30, 2015 and December 13, 2017.

NOTE 5 ACCOUNTS RECEIVABLE

Accounts receivable were as follows at June 30:

	2015	2014
Student Tuition and Fees, Net of Allowance for Doubtful Accounts of \$698,422 and \$549,404, Respectively	\$ 1,067,158	\$ 814,626
Grants and Contracts Receivable	1,423,654	709,209
Other Accounts Receivable, Net of Allowance for Doubtful Accounts of \$20,205 and \$11,010, Respectively	257,644	530,177
	\$ 2,748,456	\$ 2,054,012

CONCORD UNIVERSITY
NOTES TO FINANCIAL STATEMENTS
JUNE 30, 2015 AND 2014

NOTE 6 CAPITAL ASSETS

The following is a summary of capital asset transactions for the University for the years ended June 30:

	2015				Ending Balance
	Beginning Balance	Additions	Reductions	Transfers	
Capital Assets not Being Depreciated:					
Land	\$ 328,892	\$ -	\$ -	\$ -	\$ 328,892
Construction in Progress	407,259	2,599,682	-	(1,573,382)	1,433,559
Total Capital Assets not Being Depreciated	\$ 736,151	\$ 2,599,682	\$ -	\$ (1,573,382)	\$ 1,762,451
Capital Assets Being Depreciated:					
Land Improvements	\$ 2,264,209	\$ -	\$ -	\$ 1,045,445	\$ 3,309,654
Buildings	73,814,255	-	-	527,937	74,342,192
Equipment	8,636,517	454,001	(122,795)	-	8,967,723
Software	351,481	-	-	-	351,481
Library Books	1,746,753	37,770	(21,699)	-	1,762,824
Total Other Capital Assets	86,813,215	491,771	(144,494)	1,573,382	88,733,874
Less: Accumulated Depreciation for:					
Land Improvements	(1,161,161)	(155,602)	-	-	(1,316,763)
Buildings	(30,234,091)	(1,436,827)	-	-	(31,670,918)
Equipment	(5,472,971)	(671,374)	113,452	-	(6,030,893)
Software	(319,338)	(14,030)	-	-	(333,368)
Library Books	(382,048)	(42,451)	21,699	-	(402,800)
Total Accumulated Depreciation	(37,569,609)	(2,320,284)	135,151	-	(39,754,742)
Capital Assets Being Depreciated, Net	\$ 49,243,606	\$ (1,828,513)	\$ (9,343)	\$ 1,573,382	\$ 48,979,132
Capital Asset Summary:					
Capital Assets not Being Depreciated	\$ 736,151	\$ 2,599,682	\$ -	\$ (1,573,382)	\$ 1,762,451
Other Capital Assets	86,813,215	491,771	(144,494)	1,573,382	88,733,874
Total Cost of Capital Assets	87,549,366	3,091,453	(144,494)	-	90,496,325
Less: Accumulated Depreciation	(37,569,609)	(2,320,284)	135,151	-	(39,754,742)
Capital Assets, Net	\$ 49,979,757	\$ 771,169	\$ (9,343)	\$ -	\$ 50,741,583

CONCORD UNIVERSITY
NOTES TO FINANCIAL STATEMENTS
JUNE 30, 2015 AND 2014

NOTE 6 CAPITAL ASSETS (CONTINUED)

	2014				Ending Balance
	Beginning Balance	Additions	Reductions	Transfers	
Capital Assets not Being Depreciated:					
Land	\$ 328,892	\$ -	\$ -	\$ -	\$ 328,892
Construction in Progress	3,840,076	3,182,209	-	(6,615,026)	407,259
Total Capital Assets not Being Depreciated	\$ 4,168,968	\$ 3,182,209	\$ -	\$ (6,615,026)	\$ 736,151
Capital Assets Being Depreciated:					
Land Improvements	\$ 2,264,209	\$ -	\$ -	\$ -	\$ 2,264,209
Buildings	67,199,229	-	-	6,615,026	73,814,255
Equipment	8,531,368	581,824	(476,675)	-	8,636,517
Software	351,481	-	-	-	351,481
Library Books	1,732,637	81,050	(66,934)	-	1,746,753
Total Other Capital Assets	80,078,924	662,874	(543,609)	6,615,026	86,813,215
Less: Accumulated Depreciation for:					
Land Improvements	(1,009,753)	(151,408)	-	-	(1,161,161)
Buildings	(28,872,204)	(1,361,887)	-	-	(30,234,091)
Equipment	(5,416,223)	(505,027)	448,279	-	(5,472,971)
Software	(304,435)	(14,903)	-	-	(319,338)
Library Books	(409,183)	(39,799)	66,934	-	(382,048)
Total Accumulated Depreciation	(36,011,798)	(2,073,024)	515,213	-	(37,569,609)
Capital Assets Being Depreciated, Net	\$ 44,067,126	\$ (1,410,150)	\$ (28,396)	\$ 6,615,026	\$ 49,243,606
Capital Asset Summary:					
Capital Assets not Being Depreciated	\$ 4,168,968	\$ 3,182,209	\$ -	\$ (6,615,026)	\$ 736,151
Other Capital Assets	80,078,924	662,874	(543,609)	6,615,026	86,813,215
Total Cost of Capital Assets	84,247,892	3,845,083	(543,609)	-	87,549,366
Less: Accumulated Depreciation	(36,011,798)	(2,073,024)	515,213	-	(37,569,609)
Capital Assets, Net	\$ 48,236,094	\$ 1,772,059	\$ (28,396)	\$ -	\$ 49,979,757

The University maintains certain collections of inexhaustible assets to which no value can be practically determined. Accordingly, such collections are not capitalized or recognized for financial statement purposes. Such collections include contributed works of art, historical treasures, and literature that are held for exhibition, education, research, and public service. These collections are neither disposed of for financial gain nor encumbered in any means.

At June 30, 2015, the University had outstanding contractual commitments of approximately \$98,000 for property, plant, and equipment expenditures.

CONCORD UNIVERSITY
NOTES TO FINANCIAL STATEMENTS
JUNE 30, 2015 AND 2014

NOTE 7 LONG-TERM LIABILITIES

The following is a summary of long-term obligation transactions for the University for the years ended June 30:

	2015				
	Beginning Balance	Additions	Reductions	Ending Balance	Current Portion
Advances from Federal Sponsors	\$ 2,257,368	\$ -	\$ (10,717)	\$ 2,246,651	\$ -
Capital Lease Obligations	3,499,994	-	(261,312)	3,238,682	272,374
Accrued Compensated Absences	751,943	22,137	-	774,080	310,767
Net Pension Liability	-	1,349,138	-	1,349,138	-
Other Postemployment Benefits Liability	6,036,141	348,206	-	6,384,347	-
Debt Obligation Due to the Commission	400,000	-	(100,000)	300,000	100,000
Debt Obligations - Real Estate	443,386	-	(25,048)	418,338	26,210
Accrued Service Concession Liability*	580,717	-	(174,262)	406,455	83,769
Bonds Payable	-	16,460,000	-	16,460,000	-
Bond Premium	-	72,251	-	72,251	-
Total Long-Term Liabilities	\$ 13,969,549	\$ 18,251,732	\$ (571,339)	\$ 31,649,942	\$ 793,120

* Current portion is shown as part of accrued liabilities on the combined statements of net position.

	2014				
	Beginning Balance	Additions	Reductions	Ending Balance	Current Portion
Advances from Federal Sponsors	\$ 2,265,209	\$ -	\$ (7,841)	\$ 2,257,368	\$ -
Capital Lease Obligations	3,750,692	-	(250,698)	3,499,994	261,312
Accrued Compensated Absences	722,194	29,749	-	751,943	282,462
Other Postemployment Benefits Liability	5,931,839	104,302	-	6,036,141	-
Debt Obligation Due to the Commission	500,000	-	(100,000)	400,000	100,000
Debt Obligations - Real Estate	466,433	-	(23,047)	443,386	24,743
Accrued Service Concession Liability*	523,699	57,018	-	580,717	82,960
Total Long-Term Liabilities	\$ 14,160,066	\$ 191,069	\$ (381,586)	\$ 13,969,549	\$ 751,477

* Current portion is shown as part of accrued liabilities on the combined statements of net position.

On February 17, 2009, the University entered into a capital lease arrangement for the purpose of completing major HVAC, plumbing and electrical upgrades for various buildings that are expected to provide savings of an estimated 5.00% per year on energy consumption. The original amount financed was \$4,478,698 and the amount outstanding as of June 30, 2015 was \$3,238,682. The capital lease is payable in monthly installments of \$33,478, or \$401,736 annually, with payments which began May 17, 2010. The annual interest rate is 4.16% for a 15-year period ending April 17, 2025. Future minimum capital lease commitments are as follows:

<u>Year Ending June 30,</u>	<u>Principal</u>	<u>Interest</u>
2016	\$ 272,374	\$ 129,362
2017	283,904	117,832
2018	295,923	105,813
2019	308,450	93,286
2020	321,471	80,263
2021-2025	1,756,559	207,560
Total	<u>\$ 3,238,682</u>	<u>\$ 734,116</u>

**CONCORD UNIVERSITY
NOTES TO FINANCIAL STATEMENTS
JUNE 30, 2015 AND 2014**

NOTE 7 LONG-TERM LIABILITIES (CONTINUED)

Bonds Payable

Bonds payable at June 30, 2015 are summarized as follows:

	<u>Interest Rates</u>	<u>Annual Principal Installments</u>	<u>2015 Principal Outstanding</u>
Revenue Bonds, 2014 Series, due through 2044	2.25% - 5.00%	\$320,000 - \$950,000	\$ 16,460,000
Add Unamortized Bond Premium			<u>72,521</u>
Total			<u>\$ 16,532,521</u>
Current			\$ 2,465
Noncurrent			<u>16,530,056</u>
Total			<u>\$ 16,532,521</u>

On December 1, 2014, the University issued Revenue Bonds, Series 2014 (Series 2014 Bonds) amounting to \$16,460,000. The Series 2014 Bonds were issued to (1) finance the costs to plan, design, remodel, improve, and equip certain dormitory facilities on its main campus, (2) pay capitalized interest on the Series 2014 Bonds through December 1, 2015, (3) reimburse certain previously incurred expenditures related to the project, and (4) pay the costs of issuance of the Series 2014 Bonds and related costs.

The Series 2014 Bonds are special, self-liquidating obligations of the University and are secured by and payable solely from certain pledged revenues held under the Bond Indenture (the Indenture). The Series 2014 Bonds shall not be deemed to be general obligations or debts of the State within the meaning of the Constitution of the State; neither the credit nor the taxing power of the State is pledged for the payment of the Series 2014 Bonds.

The Series 2014 Bonds covenants require that the schedules of rent, charges, and fees shall at all times produce pledged revenues from the auxiliary facilities sufficient to pay operating expenses and, when combined with other monies legally available to be used for such purposes (as prescribed in the Indenture), to make the prescribed payments into the funds and accounts created hereunder, and that such schedule or schedules of rents, charges, and fees, that shall be revised from time to time to provide for all reasonable operating expenses and leave net revenues, when combined with other monies legally available to be used for such purposes, each year equal at least 100% of the maximum annual debt service. For the year ended June 30, 2015, the University had gross revenues that approximated 392.44% of the maximum annual debt service.

**CONCORD UNIVERSITY
NOTES TO FINANCIAL STATEMENTS
JUNE 30, 2015 AND 2014**

NOTE 7 LONG-TERM LIABILITIES (CONTINUED)

Bonds Payable (Continued)

The Series 2014 Bonds mature on June 1 of each year starting June 1, 2017 and continuing through June 1, 2029, on June 1, 2035, on June 1, 2039, and on June 1, 2044. Annual payments made starting after June 1, 2029 are deposited into a sinking fund and are subject to mandatory redemption prior to maturity on June 1, 2035, June 1, 2039, and June 1, 2044. Future debt service requirements to maturity for the Series 2014 Bonds at June 30, 2015, are as follows (excluding unamortized premium of \$72,521):

<u>Year</u>	<u>Principal</u>	<u>Interest</u>	<u>Total</u>
2016	\$ -	\$ 663,706	\$ 663,706
2017	320,000	663,706	983,706
2018	340,000	647,706	987,706
2019	355,000	630,706	985,706
2020	375,000	612,956	987,956
Thereafter	15,070,000	8,579,244	23,649,244
Total	<u>\$ 16,460,000</u>	<u>\$ 11,798,024</u>	<u>\$ 28,258,024</u>

NOTE 8 OTHER POSTEMPLOYMENT BENEFITS

In accordance with GASB, OPEB costs are accrued based upon invoices received from the Public Employees Insurance Agency (PEIA) based upon actuarial determined amounts. The management for the OPEB funds and actuarial reports are the responsibility of the West Virginia Retiree Health Benefit Trust (RHBT) as established by the state of West Virginia. The Code of West Virginia establishes the actuarial reporting requirements for the Trust Fund on an incurred basis for medical claims, prescription drug claims and capitations, and on an accrued basis for administrative expenses and revenue for a period of five years. At June 30, 2015, 2014, and 2013, the noncurrent liability related to OPEB costs was \$6,384,346, \$6,036,141, and \$5,931,839, respectively. The total OPEB expense incurred and the amount of OPEB expense that relates to retirees was \$892,476 and \$92,222, respectively, during 2015, or 13.98%. The total OPEB expense incurred and the amount of OPEB expense that relates to retirees was \$ 672,462 and \$82,395, respectively, during 2014, or 11.14%. The total OPEB expense incurred and the amount of OPEB expense that relates to retirees was \$670,693 and \$83,377, respectively, during 2013, or 12.50%. As of the years ended June 30, 2015, 2014, and 2013, there were 31, 31, and 27 retirees receiving these benefits, respectively. During the 2012 Legislative session, the State took proactive measures to address the unfunded liability, which will take effect in future fiscal years and fully fund the liability by 2037.

**CONCORD UNIVERSITY
NOTES TO FINANCIAL STATEMENTS
JUNE 30, 2015 AND 2014**

NOTE 9 OPERATING LEASE OBLIGATIONS

The University leases various equipment, automobiles, and facilities under operating lease agreements. Aggregate payments under these agreements were \$396,045 and \$208,675 for the years ended June 30, 2015 and 2014, respectively. Future minimum rental commitments are as follows:

<u>Year Ending June 30,</u>	<u>Amount</u>
2015	\$ 319,674
2016	321,877
2017	321,877
2018	316,501
2019	280,686
Total	<u>\$ 1,560,615</u>

NOTE 10 STATE SYSTEM OF HIGHER EDUCATION INDEBTEDNESS

The University is a State institution of higher education, and the University receives a State appropriation to help finance its operations. In addition, it is subject to the legislative and administrative mandates of State government. Those mandates affect all aspects of the University's operations, its tuition and fee structure, its personnel policies and its administrative practices.

The State has chartered the Commission with the responsibility to construct or renovate, finance and maintain various academic and other facilities of the State's universities and colleges, including certain facilities of the University. Financing for these facilities was provided through revenue bonds issued by the former Board of Regents or the former Boards of the College and College Systems (the Boards). These obligations administered by the Commission are the direct and total responsibility of the Commission, as successor to the former Boards.

The Commission has the authority to assess each public institution of higher education for payment of debt service on these system bonds. The tuition and registration fees of the members of the former State University System are generally pledged as collateral for the Commission's bond indebtedness. Student fees collected by the institution in excess of the debt service allocation are retained by the institution for internal funding of capital projects and maintenance. Although the bonds remain as a capital obligation of the Commission, an estimate of the obligation of each institution is reported as a long-term payable by each institution and as a receivable by the Commission.

CONCORD UNIVERSITY
NOTES TO FINANCIAL STATEMENTS
JUNE 30, 2015 AND 2014

NOTE 10 STATE SYSTEM OF HIGHER EDUCATION INDEBTEDNESS (CONTINUED)

The University borrowed \$500,000 from the Commission during 2013. The debt agreement has no interest charged to the University and is payable in the amount of \$25,000 per quarter beginning July 1, 2013. The current portion of the debt is \$100,000. The funds were borrowed to replenish the capital improvement funds that were spent to repair the roof of the Marsh Hall Administration building during the years ended June 30, 2015 and 2014. The University paid \$100,000 to the Commission against the debt obligation during 2015 and 2014.

NOTE 11 SERVICE CONCESSION ARRANGEMENTS

The University has adopted GASB Statement No. 60, *Accounting and Financial Reporting for Service Concession Arrangements*. The University has identified two contracts for services that meet the criteria of a service concession arrangement (SCA). SCAs are defined as a contract between a government and an operator, another government or a private entity, in which the operator provides services, the operator collects and is compensated by fees from third parties, the government still has control over the services provided and the government retains ownership of the assets at the end of the contract. The contracts are with ARAMARK Educational Services, LLC and Follett Higher Education Group.

On July 1, 2011 the University entered into a service concession arrangement that engaged ARAMARK Educational Services, LLC (the contractor) to provide meals that are resold to students, faculty, staff and guests on the campus. The term of the contract is for one year with a right of renewal for the next nine years.

The cost of the services provided to students is based on sliding scale with an estimated average cost of \$8.68 per meal for a period of 19 weeks per semester. The meals are served in the University's dining hall located in the Jerry Beasley Student Center.

The contract also requires the contractor to provide funding to be used for capital projects as determined by the University. The total funding required is \$2,250,000 and is to be paid over the term of the agreement or 10 years. The amount of funding per year began at \$180,000 in the first year and increases by \$10,000 per year over the next nine years. The University is required to provide the food service facility, service wares and small expendable equipment to be used in the operation, IT systems, and is responsible for repairs and maintenance of the food service facility.

CONCORD UNIVERSITY
NOTES TO FINANCIAL STATEMENTS
JUNE 30, 2015 AND 2014

NOTE 11 SERVICE CONCESSION ARRANGEMENTS (CONTINUED)

The asset and related liability are recorded at the net present value using a 5% interest rate over a 10-year term. For the year ended June 30, 2015, the amount recorded as an intangible asset was \$1.4 million, with an accrued liability of \$0.5 million. This resulted in a deferred inflow of resources of \$.9 million. For the year ended June 30, 2014, the amount recorded as an intangible asset was \$1.6 million, with an accrued liability of \$0.6 million. The University received a total of \$139,750 and \$225,696 from the contractor during the years ended June 30, 2015 and 2014, respectively. The University paid equipment, repairs and maintenance costs of \$81,329 and \$146,942 during the years ended June 30, 2015 and 2014, respectively. The University recognized revenue for the year ended June 30, 2015 of \$142,931 and \$86,101 for the year ended June 30, 2014 recorded in the miscellaneous revenue line item on the statements of revenues, expenses, and changes in net position. The revenue inflow is recognized as the difference between the payments received from the contractor, net of interest income and expense incurred by the University, net of interest expense. The net payments are applied to calculate the value of the deferred inflows and outflows of the arrangement which are then discounted to represent the net present value of the inflows. The difference between the inflows and outflows represents the revenue recognized for the service concession arrangement. As of June 30, 2015 and 2014, the net balance of the deferred inflows was \$909,776 and \$1,019,283, respectively.

The contract also requires that a commission be paid to the University by the contractor based on a percentage of gross sales from certain products sold by the contractor. The rate of the commission paid ranges from a low of 5% to a high of 40% dependent upon the category of operations. The University recognized \$89,831 and \$89,482 in commissions during the years ended June 30, 2015 and 2014, respectively.

The University retains ownership of the facility and any equipment purchased for the operations except those denoted as belonging to the contractor.

The University approved a second SCA contract on July 1, 2011 that engaged Follett Higher Education Group (Follett) to provide bookstore merchandise and services to the students, faculty, staff and guests on the campus. The term of the contract is for one year with a right of renewal for the next nine years.

Follett agreed to purchase the inventory of books owned by the University during June, 2011 in the amount of \$236,000. The contract also requires that the University be paid a commission based on a range of 11% to 15% dependent upon the gross revenue earned by Follett. The revenues paid to the University during the years ended June 30, 2015 and 2014 were \$104,994 and \$106,394, respectively.

The University is required to provide \$80,000 to cover the cost of store remodeling as required by Follett over the term of the contract. No payments were made for any store remodeling expenses during the year ended June 30, 2015.

CONCORD UNIVERSITY
NOTES TO FINANCIAL STATEMENTS
JUNE 30, 2015 AND 2014

NOTE 12 UNRESTRICTED NET POSITION (DEFICIT)

The University did not have any designated unrestricted net position as of June 30, 2015 or 2014.

	2015	2014
Total Unrestricted Net Position and Temporarily Restricted Expendable Net Position before OPEB Liability	\$ (1,696,595)	\$ 1,560,971
Less: OPEB Liability	(6,384,347)	(6,036,141)
Total Unrestricted Net Position (Deficit)	\$ (8,080,942)	\$ (4,475,170)

NOTE 13 RETIREMENT PLANS

Substantially all full-time employees of the University participate in either the West Virginia Teachers' Retirement System (the TRS) or the Teachers' Insurance and Annuities Association-College Retirement Equities Fund (the TIAA-CREF). Previously, upon fulltime employment, all employees were required to make an irrevocable selection between the STRS and TIAA-CREF. Effective July 1, 1991, the TRS was closed to new participants. Current participants in the STRS are permitted to make a one-time election to cease their participation in that plan and commence contributions to the West Virginia Teachers' Defined Contribution Plan. Contributions to and participation in the West Virginia Teachers' Defined Contribution Plan by University employees have not been significant to date.

Effective January 1, 2003, higher education employees enrolled in the basic 401(a) retirement plan with TIAA-CREF have an option to switch to the Educators Money 401(a) basic retirement plan (Educators Money). New hires have the choice of either plan. As of June 30, 2009, no employees were enrolled in the Educators Money 401(a) basic retirement plan.

The TRS is a multiple employer cost sharing, defined benefit public employee retirement system. Employer and employee contribution rates are established annually by the State Legislature. The contractual maximum contribution rate is 15%. The University accrued and paid its contribution to the STRS at the rate of 15% of each enrolled (covered) employee's total annual salary for both years ended June 30, 2015 and 2014. Required employee contributions were at the rate of 6% of total annual salary for the years ended June 30, 2015 and 2014. Participants in the STRS may retire with full benefits upon reaching age 60 with 5 years of service, age 55 with 30 years of service, or any age with 35 years of service. Lump-sum withdrawal of employee contributions is available upon termination of employment. Pension benefits are based upon 2% of final average salary (the highest 5 years' salary out of the last 15 years) multiplied by the number of years of service.

Total contributions to the TRS for the years ended June 30, 2015, 2014, and 2013 were \$205,784, \$240,261, and \$241,385, respectively, which consisted of \$146,989, \$176,916, and \$171,291 from the University, and \$58,795, \$68,646, and \$68,967 from the covered employees in 2015, 2014, and 2013, respectively.

**CONCORD UNIVERSITY
NOTES TO FINANCIAL STATEMENTS
JUNE 30, 2015 AND 2014**

NOTE 13 RETIREMENT PLANS (CONTINUED)

The contribution rate is set by the State Legislature on an overall basis, and the TRS does not perform a calculation of the contribution requirement for individual employers, such as the University. Historical trend and net pension obligation information is available from the annual financial report of the Consolidated Public Retirement Board. A copy of the report may be obtained by writing to the Consolidated Public Retirement Board, Building 5, Room 1000 Charleston, West Virginia 25305.

The TIAA-CREF is a defined contribution benefit plan in which benefits are based solely upon amounts contributed plus investment earnings. Employees who elect to participate in this plan are required to make a contribution equal to 6% of total annual compensation. The University matches the employees' 6% contribution. Contributions are immediately and fully vested. In addition, employees may elect to make additional contributions to TIAA-CREF which are not matched by the University.

Total contributions to the TIAA-CREF for the years ended June 30, 2015, 2014, and 2013 were \$1,664,793, \$1,653,309, and \$1,679,854, respectively, which consisted of contributions of \$832,396, \$826,967, and \$835,512 from the University and \$826,654, \$826,654, and \$839,927 from the covered employees in 2015, 2014, and 2013, respectively.

The University's total payroll for the years ended June 30, 2015, 2014, and 2013 was \$16,885,298, \$17,192,834, and \$17,968,908, respectively. Total covered employees' salaries in the STRS and TIAA-CREF were \$979,917 and \$13,873,274, respectively, in 2015; \$1,144,094 and \$13,777,574, respectively, in 2014; and \$1,149,448 and \$13,998,780, respectively, in 2012.

Defined Benefit Pension Plan

Some employees of the University are enrolled in a defined benefit pension plan, the West Virginia Teachers' Retirement System (TRS), which is administered by the West Virginia Consolidated Public Retirement Board (CPRB).

Following is the University's pension liability, deferred outflows of resources and deferred inflows of resources related to pensions, revenues, and the pension expense and expenditures for the fiscal year ended June 30, 2015 (dollars in thousands):

	<u>TRS</u>
Net Pension Liability	\$ (1,349,138)
Deferred Outflows of Resources	158,164
Deferred Inflow of Resources	(178,344)
Pension Expense	(71,364)
Employer Contributions	146,989

CONCORD UNIVERSITY
NOTES TO FINANCIAL STATEMENTS
JUNE 30, 2015 AND 2014

NOTE 13 RETIREMENT PLANS (CONTINUED)

Defined Benefit Pension Plan (Continued)

TRS

Plan Description

TRS is a multiple employer defined benefit cost sharing public employee retirement system providing retirement benefits as well as death and disability benefits. It covers all full-time employees of the 55 county public school systems in the State of West Virginia (the State) and certain personnel of the 13 State-supported institutions of higher education, State Department of Education and the Higher Education Policy Commission hired prior to July 1, 1991. Employees of the State-supported institutions of higher education and the Higher Education Policy Commission hired after June 30, 1991, are required to participate in the Higher Education Retirement System. TRS closed membership to new hires effective July 1, 1991.

TRS is considered a component unit of the State of West Virginia for financial reporting purposes, and, as such, its financial report is also included in the State of West Virginia's Comprehensive Annual Financial Report. TRS issues a publicly available comprehensive annual financial report that includes financial statements and required supplementary information for the plan. A copy of the report may be obtained from the TRS website at <https://www.wvretirement.com/Publications.html#CAFR>.

Benefits Provided

TRS provides retirement, death, and disability benefits. A member is eligible for normal retirement at age 60 with 5 years of service, age 55 with 30 years of service or any age with 35 years of service. A member may retire with 30 years of credited service at any age with the pension reduced actuarially if the member retires before age 55. Terminated members with at least 5, but less than 20, years of credited service who do not withdraw their accumulated contributions are entitled to a deferred retirement commencing at age 62. Retirement benefits are equivalent to 2% of average annual salary multiplied by years of service. Average salary is the average of the 5 highest fiscal years of earnings during the last 15 fiscal years of earnings. Chapter 18, Article 7A of the West Virginia State Code assigns the authority to establish and amend the provisions of the plan, including contribution rates, to the State Legislature.

Contributions

The funding objective of the CPRB pension trust funds is to meet long-term benefit requirements through contributions, which remain relatively level as a percent of member payroll over time, and through investment earnings. Contribution requirements are set by CPRB. A member who withdraws from service for any cause other than death or retirement may request that the accumulated employee contributions plus interest be refunded.

CONCORD UNIVERSITY
NOTES TO FINANCIAL STATEMENTS
JUNE 30, 2015 AND 2014

NOTE 13 RETIREMENT PLANS (CONTINUED)

Defined Benefit Pension Plan (Continued)

TRS (Continued)

Contributions (Continued)

Member Contributions: TRS funding policy provides for member contributions based on 6% of members' gross salary. Contributions as a percentage of payroll for members and employers are established by State law and are not actuarially determined.

Employer Contributions: Employers make the following contributions:

The State (including institutions of higher education) contributes:

1. 15% of gross salary of their State-employed members hired prior to July 1, 1991;
2. 15% of School Aid Formula (SAF) covered payroll of county-employed members;
3. 7.5% of SAF-covered payroll of members of the TDCRS;
4. a certain percentage of fire insurance premiums paid by State residents; and
5. under WV State code section 18-9-A-6a, beginning in fiscal year 1996, an amount determined by the State Actuary as being needed to eliminate the TRS unfunded liability within 40 years of June 30, 1994. As of June 30, 2014, the University's proportionate share attributable to this special funding subsidy was \$180,107

The University's contributions to TRS for the years ended June 30, 2015, 2014, and 2013, were approximately \$146,989, \$176,916, and \$171,291, respectively.

Assumptions

The total pension liabilities for financial reporting purposes were determined by actuarial valuations as of July 1, 2013 and rolled forward to June 30, 2014. The following actuarial assumptions were used and applied to all periods included in the measurement:

- Actuarial cost method: Entry age normal cost with level percentage of payroll.
- Asset valuation method: Investments are reported at fair (market) value.
- Amortization method and period: Level dollar, fixed period over 40 years, from July 1, 1994 through fiscal year 2034.
- Investment rate of return of 7.50%, net of pension plan administrative and investment expenses.
- Projected salary increases: Teachers 3.75–5.25% and non-teachers 3.40–6.50%, based on age.
- Inflation rate of 2.2%.
- Discount rate of 7.50%
- Mortality rates based on RP-2000 Mortality Tables.
- Withdrawal rates: Teachers 1.2-30% and non-teachers 1.4-22.5%.

**CONCORD UNIVERSITY
NOTES TO FINANCIAL STATEMENTS
JUNE 30, 2015 AND 2014**

NOTE 13 RETIREMENT PLANS (CONTINUED)

Defined Benefit Pension Plan (Continued)

TRS (Continued)

Assumptions (Continued)

- Disability rates: 0-0.8%
- Retirement age: An age-related assumption is used for participants not yet receiving payments.
- Retirement rates: 15-100%
- Ad hoc cost-of-living increases in pensions are periodically granted by the State Legislature. However, the retirement system makes no automatic provision for such increases.

Experience studies are performed at least once in every five-year period. The most recent experience study covered the period from July 1, 2005 to June 30, 2010. These assumptions will remain in effect for valuation purposes until such time as the CPRB adopts revised assumptions.

The long-term expected rate of return on pension plan investments was determined using a building-block method in which best-estimate ranges of expected future real rates of return (expected returns, net of pension plan investment expense and inflation) are developed for each major asset class. These ranges are combined to produce the long-term expected rate of return by weighting the expected future real rates of return by the target asset allocation percentage and by adding expected inflation. Best estimates of the long-term arithmetic real rates of return for each major asset class included in TRS' target asset allocation as of June 30, 2014, are summarized below.

<u>Asset Class</u>	<u>Long-Term Expected Real Rate of Return</u>	<u>Target Allocation</u>
Domestic Equity	5.4%	27.5%
International Equity	6.3%	27.5%
Core Fixed Income	0.7%	*
High-Yield Fixed Income	2.6%	15.0%
TIPS	0.7%	0.0%
Real Estate	4.6%	10.0%
Private Equity	7.7%	10.0%
Hedge Funds	2.8%	10.0%

* Core and high-yield fixed income securities have a combined target allocation of 15.0%.

**CONCORD UNIVERSITY
NOTES TO FINANCIAL STATEMENTS
JUNE 30, 2015 AND 2014**

NOTE 13 RETIREMENT PLANS (CONTINUED)

Defined Benefit Pension Plan (Continued)

TRS (Continued)

Assumptions (Continued)

Discount rate. The discount rate used to measure the total TRS pension liability was 7.50%. The projection of cash flows used to determine the discount rate assumed that State contributions will continue to follow the current funding policy. Based on those assumptions, TRS' fiduciary net position was projected to be available to make all projected future benefit payments of current plan members. Therefore, the long-term expected rate of return on TRS' investments was applied to all periods of projected benefit payments to determine the total pension liability. In the event of benefit payments that are not covered by the pension plan's fiduciary net position, a municipal bond rate of 3.66% is to be used to discount the benefit payments not covered by the plan's fiduciary net position. The rate equals the S&P Municipal Bond 20 Year High Grade Rate Index at June 30, 2014.

Sensitivity of the net pension liability to changes in the discount rate. The following presents the University's proportionate share of the TRS net pension liability as of June 30, 2015 calculated using the discount rate of 7.50%, as well as what the University's TRS net pension liability would be if it were calculated using a discount rate that is one percentage point lower (6.50%) or one percentage point higher (8.50%) than the current rate (dollars in thousands).

	1% Decrease (6.5%)	Current Rate (7.5%)	1% Increase (8.5%)
Net Pension Liability	\$ 1,750	\$ 1,349	\$ 1,005

Pension Liabilities, Pension Expense, and Deferred Outflows of Resources and Deferred Inflows of Resources Related to Pensions

The TRS net pension liability was measured as of June 30, 2014. The total pension liability was determined by an actuarial valuation as of July 1, 2013 and rolled forward to the measurement date.

At June 30, 2015, the University's proportionate share of the TRS net pension liability was \$4,397,625. Of this amount, the University recognized approximately \$1,349,138 as its proportionate share on the Statement of Net Position. The remainder of \$3,048,487 denotes the University's proportionate share of net pension liability attributable to the special funding.

**CONCORD UNIVERSITY
NOTES TO FINANCIAL STATEMENTS
JUNE 30, 2015 AND 2014**

NOTE 13 RETIREMENT PLANS (CONTINUED)

Defined Benefit Pension Plan (Continued)

TRS (Continued)

Pension Liabilities, Pension Expense, and Deferred Outflows of Resources and Deferred Inflows of Resources Related to Pensions (Continued)

The allocation percentage assigned to each participating employer and non-employer contributing entity is based on their proportionate share of employer and non-employer contributions to TRS for each of the fiscal years ended June 30, 2014 and 2013. Employer contributions are recognized when due. At June 30, 2014, the University's proportion was 0.039108% an increase of 0.000322% from its proportion of 0.038786% calculated as of June 30, 2013.

For the year ended June 30, 2015, the University recognized TRS pension expense of \$255,623. Of this amount, \$75,516 was recognized as the University's proportionate share of the TRS expense and \$180,107 as the amount of pension expense attributable to special funding from a non-employer contributing entity. The University also recognized revenue of \$180,107 for support provided by the State.

At June 30, 2015, deferred outflows of resources and deferred inflows of resources related to the TRS pension are as follows (dollars in thousands).

	<u>Deferred Outflows of Resources</u>	<u>Deferred Inflows of Resources</u>
Changes in Proportion and Difference Between Employer Contributions and Proportionate Share of Contributions	\$ 11	\$ -
Net Difference Between Projected and Actual Investment Earnings	-	178
Contributions After the Measurement Date	147	-
Total	<u>\$ 158</u>	<u>\$ 178</u>

**CONCORD UNIVERSITY
NOTES TO FINANCIAL STATEMENTS
JUNE 30, 2015 AND 2014**

NOTE 13 RETIREMENT PLANS (CONTINUED)

Defined Benefit Pension Plan (Continued)

TRS (Continued)

Pension Liabilities, Pension Expense, and Deferred Outflows of Resources and Deferred Inflows of Resources Related to Pensions (Continued)

The University will recognize the \$146,989 reported as deferred outflows of resources resulting from pension contributions after the measurement date as a reduction of the TRS net pension liability in the year ended June 30, 2016. Other amounts reported as deferred outflows of resources and deferred inflows of resources related to pensions will be recognized in TRS pension expense as follows.

<u>Fiscal Year Ending June 30,</u>	<u>Amortization - Deferred Inflow</u>	<u>Amortization - Deferred Outflow</u>	<u>Total</u>
2016	\$ 45	\$ (3)	\$ 42
2017	45	(2)	43
2018	44	(2)	42
2019	44	(2)	42
2020	-	(2)	(2)
Total	<u>\$ 178</u>	<u>\$ (11)</u>	<u>\$ 167</u>

Payables to the pension plan

The University did not report any amounts payable for normal contributions to the TRS as of June 30, 2015.

NOTE 14 DUE FROM THE FOUNDATION

The accounts receivable due from the Foundation represents funds transferred from the Eminent Scholars and Marsh Permanent Endowment funds to the Concord University Foundation, Inc. for the purpose of investing these funds. The Eminent Scholar funds may be used to fund the academic division chair positions as decided by the University. The Marsh Endowment was a gift of a permanent endowment in the amount of \$2.7 million from Dr. Joseph Marsh to completely restore to its original specifications and conditions the Casavant Freres pipe organ and the practice organ, as well as maintains the organs and carillon donated by Dr. Marsh in 1979. The endowment earnings will also be used to hire instructors for the pipe organ and the carillon bells. The principal of the endowment may be used to fund the cost of the repairs. The interests on the funds are classified as current, and the remaining noncurrent dependent.

**CONCORD UNIVERSITY
NOTES TO FINANCIAL STATEMENTS
JUNE 30, 2015 AND 2014**

NOTE 15 CONCORD UNIVERSITY RESEARCH & DEVELOPMENT CORPORATION

Concord University Research & Development Corporation (the Research Corporation) is a blended component unit of the University. Based on the Research Corporation's audited financial statements as of June 30, 2015 and 2014, condensed financial statements can be found below. The statements are shown under FASB but have been converted to GASB for inclusion.

**Concord University Research & Development Corporation
Condensed Statements of Financial Position
June 30, 2015 and 2014**

	2015	2014
ASSETS		
Related Party Receivables	\$ 239,545	\$ 96,711
Other Current Assets	1,166,453	1,039,848
Capital Assets, Net	128,394	102,621
Other Noncurrent Assets	7,325	7,325
Total Assets	1,541,717	1,246,505
LIABILITIES		
Related Party Payables	78,082	91,921
Other Current Liabilities	956,374	871,616
Total Liabilities	1,034,456	963,537
NET ASSETS		
Unrestricted	387,888	167,583
Restricted	119,373	115,385
Total Net Assets	\$ 507,261	\$ 282,968

**CONCORD UNIVERSITY
NOTES TO FINANCIAL STATEMENTS
JUNE 30, 2015 AND 2014**

NOTE 15 CONCORD UNIVERSITY RESEARCH & DEVELOPMENT CORPORATION (CONTINUED)

**Concord University Research & Development Corporation
Condensed Statements of Activities
Years Ended June 30, 2015 and 2014**

	<u>2015</u>	<u>2014</u>
REVENUES		
Unrestricted Revenue	\$ 1,025,917	\$ 1,109,899
Restricted Assets Used	94,672	8,449
Total Revenue and Other Support	<u>1,120,589</u>	<u>1,118,348</u>
EXPENSES		
Program Expenses	604,948	887,886
Support Services Expenses	231,303	277,008
Total Expenses	<u>836,251</u>	<u>1,164,894</u>
CHANGE IN UNRESTRICTED NET ASSETS	284,338	(46,546)
CHANGE IN RESTRICTED NET ASSETS	3,988	(740)
DONATION OF CAPITAL ASSETS TO THE UNIVERSITY	<u>(64,033)</u>	<u>(13,250)</u>
CHANGE IN NET ASSETS	224,293	(60,536)
Net Assets - Beginning of Year	<u>282,968</u>	<u>(343,504)</u>
NET ASSETS - END OF YEAR	<u><u>\$ 507,261</u></u>	<u><u>\$ (404,040)</u></u>

Complete financial statements for the Research Corporation can be obtained from Dr. Charles Becker, Executive Director, Concord University Research & Development Corporation, PO Box 1000, Athens, West Virginia 24712.

CONCORD UNIVERSITY
NOTES TO FINANCIAL STATEMENTS
JUNE 30, 2015 AND 2014

NOTE 16 FOUNDATION

The Foundation is a separate nonprofit organization incorporated in the State and has as its purpose, “. . . to aid, strengthen and further in every proper and useful way, the work and services of the University and its affiliated nonprofit organizations . . .” Oversight of the Foundation is the responsibility of a separate and independently elected Board of Directors, not otherwise affiliated with the University. In carrying out its responsibilities, the Board of Directors of the Foundation employs management, forms policy and maintains fiscal accountability over funds administered by the Foundation. Although the University does not control the timing or amount of receipts from the Foundation, the majority of resources or income thereon that the Foundation holds and invests is restricted to the activities of the University by the donors. Because these restricted resources held by the Foundation can only be used by, or for the benefit of, the University, the Foundation is considered a component unit of the University and is therefore discretely presented with the University’s financial statements in accordance with GASB Statement No. 39. Based on the Foundation’s audited financial statements as of June 30, 2015 and 2014, the Foundation’s net assets (including unrealized gains) totaled \$33,202,538 and \$31,285,926, respectively. Complete financial statements for the Foundation can be obtained from Dr. Charles Becker, Vice President for Business & Finance at Concord University Foundation, PO Box 1000, Athens, West Virginia 24712.

During the years ended June 30, 2015 and 2014, the Foundation contributed approximately \$822,422 and \$427,156, respectively, to the University for scholarships and other student support.

NOTE 17 AFFILIATED ORGANIZATION (UNAUDITED)

The University has a separately incorporated affiliated organization, the Concord University Alumni Association. Oversight responsibility for this entity rests with an independent board and management not otherwise affiliated with the University. Accordingly, the financial statements of such organization are not included in the accompanying financial statements under the blended component unit requirements. They are not included in the University’s accompanying financial statements under directly presented component unit requirements as, they (1) are not material or (2) have dual purposes (i.e., not entirely or almost entirely for the benefit of the University).

NOTE 18 CONTINGENCIES

The nature of the educational industry is such that, from time-to-time, claims will be presented against colleges on account of alleged negligence, acts of discrimination, breach of contract or disagreements arising from the interpretation of laws or regulations. While some of these claims may be for substantial amounts, they are not unusual in the ordinary course of providing educational services in a higher education system. In the opinion of management, all known claims are covered by insurance or are such that an award against the University would not impact seriously on the financial status of the University.

CONCORD UNIVERSITY
NOTES TO FINANCIAL STATEMENTS
JUNE 30, 2015 AND 2014

NOTE 18 CONTINGENCIES (CONTINUED)

Under the terms of federal grants, periodic audits are required and certain costs may be questioned as not being appropriate expenditures under the terms of the grants. Such audits could lead to reimbursement to the grantor agencies. The University's management believes disallowances, if any, will not have a significant financial impact on the University's financial position.

The University owns various buildings which are known to contain asbestos. The University is not required by federal, state or local law to remove the asbestos from its buildings. The University is required under Federal Environmental, Health and Safety Regulations to manage the presence of asbestos in its buildings in a safe condition. The University addresses its responsibility to manage the presence of asbestos in its buildings on a case by case basis. Significant problems of dangerous asbestos conditions are abated as the condition becomes known. The University also addresses the presence of asbestos as building renovation or demolition projects are undertaken and through asbestos operation and maintenance programs directed at containing, managing or operating with the asbestos in a safe condition.

NOTE 19 RESTATEMENT

The accompanying financial statements for the years ended June 30, 2015 and 2014 have been restated to correct an error in calculating depreciation expense for all asset types made in years ended June 30, 2014, 2013 and before. The effect of the restatement was to increase net income during the year ended June 30, 2014 and decrease net income for the years ended June 30, 2013 and before by \$4,744,715. Net assets at the beginning have been adjusted for the effects of the restatement on prior years.

	June 30 2014 As Previously Presented	Restatement	June 30 2014 As Restated
Capital Asset, Net	\$ 54,569,631	\$ (4,589,874)	\$ 49,979,757
Net Investment in Capital Assets	50,223,252	(4,586,874)	45,636,378
End of Year Net Position	49,922,272	(4,589,874)	45,332,398
Total Net Assets	47,972,383	(2,639,985)	45,332,398

CONCORD UNIVERSITY
NOTES TO FINANCIAL STATEMENTS
JUNE 30, 2015 AND 2014

NOTE 20 NATURAL CLASSIFICATIONS WITH FUNCTIONAL CLASSIFICATIONS

These tables represent operating expenses within both natural and functional classifications for the years ended June 30:

	2015								
	Salaries and Wages	Benefits	Supplies and Other Services	Utilities	Scholarships and Fellowships	Depreciation	Loan Cancellations and Write-Offs	Fee Assed by the Commission	Total
Instruction	\$ 8,629,710	\$ 2,161,386	\$ 690,216	\$ 5,847	\$ -	\$ -	\$ -	\$ -	\$ 11,487,159
Research	30,039	909	141,697	257	-	-	-	-	172,902
Public Service	585,257	99,384	1,117,823	3,315	-	-	-	-	1,805,779
Academic Support	795,233	238,333	691,599	16,956	-	-	-	-	1,742,121
Student Services	1,506,743	406,913	940,780	9,732	-	-	-	-	2,864,168
General Institutional Support	2,127,621	574,032	1,501,025	353,265	-	-	-	-	4,555,943
Operations and Maintenance of Plant	383,268	129,587	757,839	557,743	-	-	-	-	1,828,437
Student Financial Aid	-	-	-	-	4,746,619	-	-	-	4,746,619
Auxiliary Enterprises	2,827,427	707,757	3,707,991	932,485	-	-	-	-	8,175,660
Depreciation	-	-	-	-	-	2,320,285	-	-	2,320,285
Other	-	-	-	-	-	-	21,840	147,877	169,717
Total	\$ 16,885,298	\$ 4,318,301	\$ 9,548,970	\$ 1,879,600	\$ 4,746,619	\$ 2,320,285	\$ 21,840	\$ 147,877	\$ 39,868,790

	2014								
	Salaries and Wages	Benefits	Supplies and Other Services	Utilities	Scholarships and Fellowships	Depreciation	Fees Assessed by Commission	Fee Assed by the Commission	Total
Instruction	\$ 8,691,152	\$ 2,051,664	\$ 864,405	\$ 1,647	\$ -	\$ -	\$ -	\$ -	\$ 11,608,868
Research	32,816	2,853	109,353	-	-	-	-	-	145,022
Public Service	740,906	152,375	1,025,280	10,714	-	-	-	-	1,929,275
Academic Support	668,901	183,204	614,634	1,157	-	-	-	-	1,467,896
Student Services	1,451,386	408,213	866,742	2,344	-	-	-	-	2,728,685
General Institutional Support	2,316,642	580,013	724,366	151,841	-	-	-	-	3,772,862
Operations and Maintenance of Plant	444,546	162,510	437,387	495,545	-	-	-	-	1,539,988
Student Financial Aid	-	-	-	-	4,352,341	-	-	-	4,352,341
Auxiliary Enterprises	2,846,482	724,047	4,421,834	887,758	-	-	-	-	8,880,121
Depreciation	-	-	-	-	-	2,073,023	-	-	2,073,023
Other	-	-	-	-	-	-	67,445	148,937	216,382
Total	\$ 17,192,831	\$ 4,264,879	\$ 9,064,001	\$ 1,551,006	\$ 4,352,341	\$ 2,073,023	\$ 67,445	\$ 148,937	\$ 38,714,463

**CONCORD UNIVERSITY
NOTES TO FINANCIAL STATEMENTS
JUNE 30, 2015 AND 2014**

**NOTE 21 COMPONENT UNIT DISCLOSURES – CONCORD UNIVERSITY FOUNDATION,
INCORPORATED**

The following are the notes taken directly from the Foundation's financial statements starting on the following page:

**NOTE 1 DESCRIPTION OF ORGANIZATION AND SUMMARY OF SIGNIFICANT
ACCOUNTING POLICIES**

Organization

Concord University Foundation, Incorporated (the Foundation) solicits and administers gifts on behalf of Concord University.

Contributions

Contributions received and unconditional promises to give are measured at their fair values and are reported as an increase in net assets. The Foundation reports gifts of cash and other assets as restricted support if they are received with donor stipulations that limit the use of the donated assets. When a donor restriction expires, that is, when a stipulated time restriction ends or purpose restriction is accomplished, temporarily restricted net assets are reclassified to unrestricted net assets and reported in the statement of activities as net assets released from restrictions.

Cash and Cash Equivalents

Cash and cash equivalents consist primarily of demand deposits and money market funds.

Investment Valuation and Income Recognition

Investments are reported at fair value, except for mineral rights which are reported at fair value at the date donated. Fair value is the price that would be received to sell an asset or paid to transfer a liability in an orderly transaction between market participants at the measurement date. See Note 8 for discussion of fair value measurements.

Property and Equipment

Equipment is stated at cost at the date of purchase. Depreciation is calculated on a straight-line basis over the estimated useful lives of the equipment, which range from three to seven years. Maintenance and repairs are charged to operations as incurred and major improvements greater than \$1,000 are capitalized.

Split-Interest Agreements

The Foundation has beneficial interests in various donor-established charitable remainder trusts and charitable gift annuities. Assets received under such agreements are recorded at their fair values. Assets related to charitable gift annuities for the years ended June 30, 2015 and 2014, respectively, are included in investments and amounted to approximately \$245,000 and \$633,000. Contribution revenue is calculated based on the present value of estimated future cash flows using a discount rate commensurate with the risks involved less the present value of payments expected to be made to other beneficiaries. During the terms of these agreements, activity relating to revaluations of expected future benefits to be received by the Foundation or expected future payments to other beneficiaries are recognized as "changes in the value of split-interest agreements."

CONCORD UNIVERSITY
NOTES TO FINANCIAL STATEMENTS
JUNE 30, 2015 AND 2014

NOTE 1 DESCRIPTION OF ORGANIZATION AND SUMMARY OF SIGNIFICANT ACCOUNTING POLICIES (CONTINUED)

Split-Interest Agreements (Continued)

In addition, the Foundation is the beneficiary of a charitable remainder trust for which the Foundation has not recorded an interest since the annuity obligation exceeds the fair market value of the assets. Should the trust obtain investment returns above the discount rate or the lead beneficiaries die before their life expectancies, the Foundation may realize benefits from the trust.

Functional Reporting

Expenses are reported on a functional basis that discloses the purposes for which the expenses have been incurred. A brief description of each of the functional classifications follows:

- **University Support** – Funds expended primarily to provide support services for Concord University. It includes scholarships awarded to the students and the provision of services that directly assist the academic functions, such as faculty development, as well as capital projects.
- **Management and General** – Expenses incurred principally for (1) central executive-level activities concerned with management of day-to-day operations and long-range planning, (2) legal and fiscal operations, and (3) administrative data processing.
- **Fundraising** – Expenses related to community and alumni relations, including development and fundraising.

Net Assets

The Foundation has classified its net assets based on the existence or absence of donor-imposed restrictions. Below is a summary of those classifications:

Unrestricted: Assets that are not restricted by donors or for which restrictions have expired are unrestricted.

Temporarily Restricted: Assets resulting from contributions whose use is limited by donor-imposed stipulations that either expire by the passage of time or by actions of the Foundation are considered temporarily restricted. Temporarily restricted net assets consist principally of donor-imposed stipulations related to student financial aid or capital projects.

Permanently Restricted: Assets resulting from contributions whose use is limited by donor stipulations that neither expire through the passage of time nor by actions of the Foundation are classified as permanently restricted. Such assets consist of endowments which are subject to the restrictions of gift instruments requiring that the principal be invested in perpetuity; spending of the related investment income is limited to the lesser of actual income or a percentage of the market value of investment assets.

**CONCORD UNIVERSITY
NOTES TO FINANCIAL STATEMENTS
JUNE 30, 2015 AND 2014**

**NOTE 1 DESCRIPTION OF ORGANIZATION AND SUMMARY OF SIGNIFICANT
ACCOUNTING POLICIES (CONTINUED)**

Use of Estimates

The preparation of financial statements in conformity with accounting principles generally accepted in the United States of America requires management to make estimates and assumptions that affect certain reported amounts and disclosures. Accordingly, actual results could differ from those estimates.

Donated Services

Donated professional services contributed by Concord University are reflected as contributions in the accompanying financial statements at their estimated fair values at the date of the gift. Total donated professional services for the years ended June 30, 2015 and 2014 were approximately \$160,000 and \$97,000, respectively. The value of donated volunteer services is not reflected in the accompanying financial statements, since there is no objective basis available by which to measure the value of such services. However, a substantial number of volunteers have donated significant amounts of their time in the Foundation's fundraising campaigns.

Donated Rent

Use of the facilities contributed by Concord University are reflected as contributions in the accompanying financial statements at their estimated fair values in the period in which the contributions are received. Total donated rent for each of the years ended June 30, 2015 and 2014 was \$49,293 and \$51,355, respectively.

Amounts Held on Behalf of Others

Amounts held on behalf of others represent assets held by the Foundation as an agent for other organizations. These funds are custodial by nature and do not involve measurement of operations; therefore, they are reflected as investments and cash restricted for long-term investments and by agency relationships (assets) and amounts held on behalf of others (liability) in the accompanying financial statements in the amount of \$4,386,418 and \$4,479,706 as of June 30, 2015 and 2014, respectively.

Risks and Uncertainties

A substantial portion of the Foundation's assets consist of investment securities which are exposed to various risks such as interest rate, market, and credit risks. Due to the level of risk associated with certain investment securities, it is at least reasonably possible that changes in the values of investment securities will occur in the near term and that such changes could materially affect investments reported in the statement of financial position, and the unrealized and realized losses in the statement of activities.

**CONCORD UNIVERSITY
NOTES TO FINANCIAL STATEMENTS
JUNE 30, 2015 AND 2014**

NOTE 1 DESCRIPTION OF ORGANIZATION AND SUMMARY OF SIGNIFICANT ACCOUNTING POLICIES (CONTINUED)

Income Taxes

The Foundation is classified as a tax-exempt organization under Section 501(c)(3) of the Internal Revenue Code and, therefore, is not subject to taxes on income derived from its exempt activities. The organization has been classified as an organization that is not a private foundation under Section 509(a)(2). The Foundation is generally no longer subject to examination by income taxing authorities for years ended prior to 2010.

Subsequent Events

The date to which events occurring after June 30, 2015, have been evaluated for possible adjustment to or disclosure in the financial statements is September 21, 2015 which is the date the financial statements were available to be issued.

Reclassifications

Certain 2014 amounts have been reclassified to conform to the 2015 presentation.

NOTE 2 CONTRIBUTIONS RECEIVABLE

Contributions receivable consisted of the following:

	<u>2015</u>	<u>2014</u>
Unconditional Promises to Give	\$ 726,866	\$ 261,866
Less: Allowance for Uncollectible Promises to Give	1,866	1,257
Less: Unamortized Discount	153	263
Net Unconditional Promises to Give	<u>\$ 724,847</u>	<u>\$ 260,346</u>
Amounts Due in:		
Less than One Year	\$ 31,866	\$ 6,866
One to Five Years	345,000	255,000
More than Five Years	350,000	-
	<u>\$ 726,866</u>	<u>\$ 261,866</u>

Included in contributions receivable is a \$1 million pledge of which \$250,000 is still outstanding. The pledge was received in connection with the University Point project and is payable upon the death of the donor.

CONCORD UNIVERSITY
NOTES TO FINANCIAL STATEMENTS
JUNE 30, 2015 AND 2014

NOTE 3 LONG-TERM INVESTMENTS

Long-term investments consisted of the following at June 30, 2015 and 2014:

	<u>2015</u>	<u>2014</u>
Government Obligations	\$ 165,237	\$ 1,222,251
Corporate Equities	752,503	2,852,394
Mutual Funds	34,160,495	29,296,962
Money Markets	1,123,581	858,957
Mineral Rights	339,805	339,805
	<u>\$ 36,541,621</u>	<u>\$ 34,570,369</u>

Government obligations consist principally of obligations of the U.S. Treasury and agencies. Corporate obligations are concentrated in the financial services, utility, and communications sectors. Corporate equities are diversified, with no significant industry concentrations. Mutual funds are concentrated in the bonds, international funds, mid cap, and large cap sectors.

Realized and unrealized gains (losses) recognized during the years ended June 30, 2015 and 2014 consisted of the following:

	<u>2015</u>	<u>2014</u>
Realized	\$ 2,054,572	\$ 756,245
Unrealized	(2,057,212)	2,612,895
	<u>\$ (2,640)</u>	<u>\$ 3,369,140</u>

NOTE 4 PROPERTY AND EQUIPMENT

Property and equipment consisted of the following at June 30, 2015 and 2014:

	<u>2015</u>	<u>2014</u>
Equipment and Software	\$ 72,746	\$ 72,746
Less: Accumulated Depreciation	(70,082)	(69,403)
	<u>\$ 2,664</u>	<u>\$ 3,343</u>

Depreciation expense for the years ended June 30, 2015 and 2014 was \$679 and \$2,069, respectively.

CONCORD UNIVERSITY
NOTES TO FINANCIAL STATEMENTS
JUNE 30, 2015 AND 2014

NOTE 5 TEMPORARILY RESTRICTED NET ASSETS

Temporarily restricted net assets are available for the following purposes or periods:

	2015	2014
Business Department	\$ 633,159	\$ 660,961
Faculty Development	189,881	139,132
University Point Alumni Center	278,603	278,693
Student Support	7,239,865	7,563,132
	\$ 8,341,508	\$ 8,641,918

NOTE 6 PERMANENTLY RESTRICTED NET ASSETS

Permanently restricted net assets are restricted to investment in perpetuity, the income from which is expendable for student support. Included in permanently restricted net assets for the years ending June 30, 2015 and 2014 is approximately \$9,960,000 and \$10,022,000, respectively, which is restricted to the Bonner Scholar's Program. According to the donor's stipulations, scholarships and other expenses are to be provided to a certain number of students. The permanent endowment amount for this program is to consist of the original endowment plus or minus investment earnings less the cost of scholarships and other expenses provided to the stipulated number of students.

NOTE 7 FINANCIAL INSTRUMENTS

Financial instruments which potentially subject the Foundation to concentrations of credit risk consist of cash and investments.

The Foundation places its cash with several high-credit quality financial institutions. At times, the balances in such institutions may exceed the FDIC limit.

Investments consist of corporate stocks; federal, municipal, and corporate notes and bonds; money market funds; real estate commodity and exchange-traded funds; and mutual funds. Most of the investments are held by the trust departments of financial institutions, and managed in accordance with the Foundation's investment policy. Concentration of credit risk for investments is limited by the Foundation's investment policy.

Management does not believe significant concentrations of credit risk existed at June 30, 2015.

CONCORD UNIVERSITY
NOTES TO FINANCIAL STATEMENTS
JUNE 30, 2015 AND 2014

NOTE 8 FAIR VALUE MEASUREMENT

The framework for measuring fair value provides a fair value hierarchy that prioritizes the inputs to valuation techniques used to measure fair value. The hierarchy gives the highest priority to unadjusted quoted prices in active markets for identical assets or liabilities (Level 1) and the lowest priority to unobservable inputs (Level 3).

The three levels of fair value hierarchy are described as follows:

Level 1 – Inputs to the valuation methodology are unadjusted quoted prices for identical assets or liabilities in active markets that the Plan has the ability to access.

Level 2 – Inputs to the valuation methodology include:

- quoted prices for similar assets or liabilities in active markets;
- quoted prices for identical or similar assets or liabilities in inactive markets;
- inputs other than quoted prices that are observable for the asset or liability;
- inputs that are derived principally from or corroborated by observable market data by correlation or other means.

If the asset or liability has a specified (contractual) term, the Level 2 input must be observable for substantially the full term of the asset or liability.

Level 3 – Inputs to the valuation methodology are unobservable and significant to the fair value measurement.

The asset or liability's fair value measurement level within the fair value hierarchy is based on the lowest level of any input that is significant to the fair value measurement. Valuation techniques used need to maximize the use of observable inputs and minimize the use of unobservable inputs.

Corporate equities, corporate obligations, U.S. government and agency obligations, and mutual funds: Valued at the closing price reported on the active market on which the individual securities are traded.

Money market: Valued at amortized cost.

CONCORD UNIVERSITY
NOTES TO FINANCIAL STATEMENTS
JUNE 30, 2015 AND 2014

NOTE 8 FAIR VALUE MEASUREMENT (CONTINUED)

Assets measured at fair value on a recurring basis consisted of the following at June 30:

	Level 1: Quoted Market Prices	
	2015	2014
Investments:		
Corporate Obligations	\$ 165,237	\$ -
U.S. Government and Agency Obligations	-	1,222,251
Corporate Equities:		
Consumer Discretionary	40,405	385,441
Consumer Staples	113,173	481,809
Energy	80,249	521,181
Financials	153,722	286,443
Health Care	123,609	482,550
Industrials	39,345	140,340
Information Technology	159,660	513,082
Telecommunications Services	42,340	41,548
Mutual Funds:		
Broad Market	4,371,345	2,949,760
Large Cap	5,462,825	4,582,340
Mid Cap	2,874,037	1,913,445
Small Cap	1,868,329	1,816,339
International	5,518,153	5,433,828
Commodity	1,309,664	1,321,523
Real Estate	936,742	1,065,629
Fixed Income	11,815,660	10,210,252
Mixed Allocation	3,740	3,846
Money Markets	1,123,581	858,957
	<u>\$ 36,201,816</u>	<u>\$ 34,230,564</u>

The Foundation's endowment consists of individual funds established by donors for a variety of purposes, including scholarships and Foundation specified projects. Endowment assets include those assets of donor-restricted funds that the Foundation must hold in perpetuity. As required by accounting principles generally accepted in the United States of America, net assets associated with endowment funds are classified and reported based on the existence or absence of donor-imposed restrictions.

CONCORD UNIVERSITY
NOTES TO FINANCIAL STATEMENTS
JUNE 30, 2015 AND 2014

NOTE 9 ENDOWMENT

The Foundation has adopted investment and spending policies for endowment assets that support the Foundation's mission; to support the University. The overriding investment objective is to maintain purchasing power. That is, net of spending, the objective is to earn a total return, through both capital appreciation (realized and unrealized) and current yield (interest and dividends), within prudent levels of risk, which is sufficient to maintain in real terms the purchasing power and support the defined spending policy. The Investment Committee recognizes that unsupervised assets will probably be subjected to an inflationary loss of purchasing power; therefore, the funds should be managed in a way that will minimize the effect of inflation. Fixed income-like investments will be used to reduce the volatility of the overall portfolio while providing a predictable stream of income. Annual spending rate of the Foundation shall not exceed 5% of the 12-quarter rolling average of the market value of the funds, calculated as of June 30 of the year immediately preceding the beginning of the Foundation's fiscal year.

The Board of Directors of the Foundation has interpreted the West Virginia Uniform Prudent Management of Institutional Funds Act (UPMIFA) as requiring the preservation of the fair value of the original gift as of the gift date of the donor-restricted endowment funds absent explicit donor stipulations to the contrary. As a result of this interpretation, the Foundation classifies as permanently restricted net assets (a) the original value of gifts donated to the permanent endowment, (b) the original value of subsequent gifts to the permanent endowment, and (c) accumulations to the permanent endowment made in accordance with the direction of the applicable donor gift instrument at the time the accumulation is added to the fund. The remaining portion of the donor-restricted endowment fund that is not classified in permanently restricted net assets is classified as temporarily restricted net assets until those amounts are appropriated for expenditure by the organization in a manner consistent with the standard of prudence prescribed by UPMIFA. In accordance with UPMIFA, the organization considers the following factors in making a determination to appropriate or accumulate donor-restricted endowment funds: the duration and preservation of the fund, the purposes of the organization and the donor-restricted endowment fund, general economic conditions, the possible effect of inflation and deflation, the expected total return from income and the appreciation of investments, and other resources of the organization.

The endowment net assets consisted of the following types of funds as of June 30, 2015 and 2014:

		2015			
		Unrestricted	Temporarily Restricted	Permanently Restricted	Total
Donor-Restricted Endowment Funds		\$ 374,100	\$ 7,740,384	\$ 23,576,302	\$ 31,690,786

		2014			
		Unrestricted	Temporarily Restricted	Permanently Restricted	Total
Donor-Restricted Endowment Funds		\$ 187,016	\$ 8,157,251	\$ 21,798,186	\$ 30,142,453

CONCORD UNIVERSITY
NOTES TO FINANCIAL STATEMENTS
JUNE 30, 2015 AND 2014

NOTE 9 ENDOWMENT (CONTINUED)

Changes in endowment net assets for the years ended June 30, 2015 and 2014 were as follows:

	Unrestricted	Temporarily Restricted	Permanently Restricted	Total
Endowment Net Assets, June 30, 2013	\$ 136,965	\$ 6,627,717	\$ 20,222,774	\$ 26,987,456
Investment Return:				
Investment Earnings, Net of Fees	(1,475)	360,127	141,349	500,001
Net Realized/Unrealized Gains	23,429	2,134,636	1,217,258	3,375,323
Total Investment Return	21,954	2,494,763	1,358,607	3,875,324
Contributions	32,397	47,783	169,873	250,053
Reclassifications to Conform with Donor Requests		(209,946)	209,946	-
Appropriation of Endowment Assets for Expenditure	(4,300)	(803,066)	(163,014)	(970,380)
Endowment Net Assets, June 30, 2014	187,016	8,157,251	21,798,186	30,142,453
Investment Return:				
Investment Earnings, Net of Fees	(1,463)	307,069	176,578	482,184
Net Realized/Unrealized Gains	7,040	(149,913)	141,091	(1,782)
Total Investment Return	5,577	157,156	317,669	480,402
Contributions	191,251	77,863	1,731,684	2,000,798
Appropriation of Endowment Assets for Expenditure	(9,744)	(651,886)	(271,237)	(932,867)
Endowment Net Assets, June 30, 2015	<u>\$ 374,100</u>	<u>\$ 7,740,384</u>	<u>\$ 23,576,302</u>	<u>\$ 31,690,786</u>

NOTE 10 ADMINISTRATIVE FEES

The Foundation's Board adopted a policy to charge an administrative fee of .90% of the market value of each permanently endowed fund, measured as of December 31 of each year. Administrative fees charged to the funds are reported as net assets released from restrictions in the accompanying statement of activities. For the years ending June 30, 2015 and 2014, the total administrative fee charged to all funds within the endowment pool was \$107,314 and \$123,795, respectively.

**CONCORD UNIVERSITY
REQUIRED SUPPLEMENTARY INFORMATION (RSI) (UNAUDITED)
SCHEDULES OF PROPORTIONATE SHARE OF NET PENSION LIABILITY AND CONTRIBUTIONS
JUNE 30, 2015 AND 2014**

**Schedule of Proportionate Share of TRS Net Pension Liability
(In Thousands)**

Measurement Date	University's Proportionate Share as a Percentage of Net Pension Liability	University's Proportionate Share	State's Proportionate Share	Total Proportionate Share	University's Covered Employee Payroll	University's Proportionate Share as a Percentage of Covered Payroll	University's Plan Fiduciary Net Position as a Percentage of Total Pension Liability
June 30, 2014	0.039108%	\$ 1,349	\$ 3,048	4,397	\$ 1,144	118%	65.95%

**Schedule of Employer Contributions
(In Thousands)**

Measurement Date	Actuarially Determined Contribution	Actual Contribution	Contribution Deficiency (Excess)	Covered Payroll	Actuarial Contribution as a Percentage of Covered Payroll
June 30, 2014	\$ 178	\$ 180	\$ (2)	\$ 1,144	15.73%

These schedules are intended to show information for ten years. Additional years will be displayed as they become available.

**Notes to Required Supplementary Information
For the Year Ended June 30, 2015**

There are no factors that affect trends in the amounts reported, such as change in benefit terms or assumptions. With only one year reported in the required supplementary information, there is no additional information to include in notes. Information, if necessary, can be obtained from the CPRB Comprehensive Annual Financial Report.



**INDEPENDENT AUDITORS' REPORT ON INTERNAL CONTROL OVER
FINANCIAL REPORTING AND ON COMPLIANCE AND OTHER MATTERS BASED
ON AN AUDIT OF FINANCIAL STATEMENTS PERFORMED IN ACCORDANCE
WITH *GOVERNMENT AUDITING STANDARDS***

Board of Governors
Concord University
Athens, West Virginia

We have audited, in accordance with the auditing standards generally accepted in the United States of America and the standards applicable to financial audits contained in *Government Auditing Standards* issued by the Comptroller General of the United States, the financial statements of the business-type activities of Concord University (the University), as of and for the year ended June 30, 2015, and the related notes to the financial statements, which collectively comprise the University's basic financial statements, and have issued our report thereon dated February 9, 2016, which states reliance on another auditor for the discretely presented component unit. Our report includes a reference to another auditor who audited the financial statements of the Concord University Foundation, Inc. (the Foundation), as described in our report on the University's financial statements. This report does not include the results of the other auditor's testing of internal control over financial reporting or compliance and other matters that are reported on separately by that auditor. The financial statements of the Foundation were not audited in accordance with *Government Auditing Standards*.

Internal Control Over Financial Reporting

In planning and performing our audit of the financial statements, we considered the University's internal control over financial reporting (internal control) to determine the audit procedures that are appropriate in the circumstances for the purpose of expressing our opinions on the financial statements, but not for the purpose of expressing an opinion on the effectiveness the University's internal control. Accordingly, we do not express an opinion on the effectiveness of the University's internal control.

A *deficiency in internal control* exists when the design or operation of a control does not allow management or employees, in the normal course of performing their assigned functions, to prevent, or detect and correct, misstatements on a timely basis. A *material weakness* is a deficiency, or a combination of deficiencies, in internal control, such that there is a reasonable possibility that a material misstatement of the entity's financial statements will not be prevented, or detected and corrected on a timely basis. A *significant deficiency* is a deficiency, or a combination of deficiencies, in internal control that is less severe than a material weakness, yet important enough to merit attention by those charged with governance.

Internal Control Over Financial Reporting (Continued)

Our consideration of internal control was for the limited purpose described in the first paragraph of this section and was not designed to identify all deficiencies in internal control that might be material weaknesses or significant deficiencies and therefore. Material weaknesses or significant deficiencies may exist that were not identified. We did identify certain deficiencies in internal control, described in the accompanying schedule of findings and responses that we consider to be material weaknesses; 2015-001.

Compliance and Other Matters

As part of obtaining reasonable assurance about whether the University's financial statements are free from material misstatement, we performed tests of its compliance with certain provisions of laws, regulations, contracts, and grant agreements, noncompliance with which could have a direct and material effect on the determination of financial statement amounts. However, providing an opinion on compliance with those provisions was not an objective of our audit, and accordingly, we do not express such an opinion. The results of our tests disclosed no instances of noncompliance or other matters that are required to be reported under *Government Auditing Standards*.

Concord University's Response to Findings

The University's responses to the findings identified in our audit are described in the accompanying schedule of findings and responses. The University's responses were not subjected to the auditing procedures applied in the audit of the financial statements and, accordingly, we express no opinion on it.

Purpose of this Report

The purpose of this report is solely to describe the scope of our testing of internal control and compliance and the results of that testing, and not to provide an opinion on the effectiveness of the entity's internal control or on compliance. This report is an integral part of an audit performed in accordance with *Government Auditing Standards* in considering the entity's internal control and compliance. Accordingly, this communication is not suitable for any other purpose.



CliftonLarsonAllen LLP

Plymouth Meeting, Pennsylvania
February 9, 2016

**CONCORD UNIVERSITY
SCHEDULE OF FINDINGS AND RESPONSES
YEAR ENDED JUNE 30, 2015**

CURRENT YEAR

2015-001: Material Adjustments

Condition

During the performance of our audit engagement procedures, we proposed and posted several adjustments. These adjustments were a necessary step in ensuring the financial statements were fairly stated under professional standards. Some of the adjustments also resulted in the 2014 depreciation and beginning net assets being restated.

Criteria

Management is responsible for establishing and maintaining internal controls, including monitoring, and for the fair presentation in the financial statements of financial position, changes in net assets, and cash flows, including the notes to financial statements, in conformity with the accrual basis of accounting. This responsibility includes ensuring the accuracy and completeness of all financial records and information.

Cause

There were some assets that were not depreciated over the correct live. For example, building improvement was depreciated over the same life of the initial building purchase instead of the date the improvement was done. There were also errors in the depreciation schedule.

Possible Asserted Affect

Balances reported in the financial statement may be incorrect and possible mislead the reader of the financials.

Auditors' Recommendation

We recommend management evaluate the reasons why these adjustments occurred and design policies and procedures to identify and prevent future misstatements in the financial statements that are required to be prepared under U.S. generally accepted accounting principles (GAAP).

Views of responsible officials and planned corrective actions:

Explanation of disagreement with audit finding: There is no disagreement with the audit finding.

Actions planned in response to finding: Concord University will take steps necessary to correct this issue going forward. We will re-evaluate the estimated useful lives on the improvements so that the estimated useful life more closely corresponds to the remaining live of the primary asset.

Responsible party: CFO

Planned completion date for corrective action plan: Effective Immediately

Plan to monitor completion of corrective action plan: This will be monitored during the review process of the purchases.