


DESTINATION



*EDUCATION:
Navigating for Success*

**Pre-Major Student Support Program
School of Education, Health & Human Performance
Fairmont State University**

What is Destination Education?




Designed to address *academic, social and emotional* issues students face in their college experience

Focused on the freshman and sophomore years

Based on “intentionally walking” prospective students to and through their college experience

The Problem and the Strategy




The Problem: Students Losing Opportunities

- ❑ Challenges for first generation college goers
- ❑ The transition to and through college
- ❑ 1 in 12

The Strategy: Destination Education

- ❑ Recruit, support and retain SoEHHP program candidates in the transition to college and in the pre-major stage
- ❑ Increase the number of students in SoEHHP pre-major who enter and complete academic majors and certification


The Journey to Success



Destination Education supports SoEHHP faculty, staff and current students in:

- ❑ Creating a sense of community in the SoEHHP
- ❑ Embracing a holistic approach to working with pre-majors
- ❑ Establishing strong paths of communication
- ❑ Engaging in “intentional interactions” that promote student success
- ❑ Supporting the total college student experience

FINDING DIRECTION -- Pre-College Initiatives



Strategies and intentional interactions

- ❑ Individual department visits
- ❑ Academic Exploration Days
- ❑ Summer high school-to-college bridge programs including
 - Wilderness Explorer
 - *EXPORE* FSU
 - Future Teachers Academy
- ❑ Summer Orientation Days
- ❑ Trail Guides

ESTABLISHING A BEARING



Providing ongoing faculty and staff support through

- ❑ Faculty workshops & informational meetings on advising, mentoring and student support
- ❑ Task force meetings focusing on the quality of the student experience in the SoEHHP
- ❑ Regular attendance at program meetings for Education and Health & Human Performance
- ❑ Identifying students in crisis: intervene, refocus, re-engage
- ❑ Social networking for advising and program information exchanges

TRUE NORTH -- Pointing the Way



Structural supports

- ❑ Destination Education Center Program Office
- ❑ Education Welcome Weekend and Town Hall meetings
- ❑ Student centered advising
- ❑ In-class presentations
- ❑ Information sessions on application processes, including CORE, Early Field Experiences, Admissions Portfolio
- ❑ Campus-wide collaboration with student services



Supporting Resources

- ❑ Director of Destination Education is a full-time professional position funded by the SoEHHP
- ❑ Database on all SoEHHP pre-majors, beginning with admission to the University
- ❑ Designated student support/office space
- ❑ Wilderness Explorer support
- ❑ Faculty research support
- ❑ PDS Partnership Office connections for the Early Field Experience



Challenges During Implementation

- Buy-in from faculty, staff and students
- Shifting from “scheduling” to mentoring, and seeing the student experience as a collective responsibility
- Shifting from “do it for me” to capacity building and shared agency
- Success has led to greater demand for support
 - The Director manages a high volume of “traffic”

Results and Outcomes So Far

Admission to Teacher Education	
Term	Count
Fall 2011	29
Spring 12	38
Total	67
Fall 2012	60
Spring 2013	36
Total	96
Fall 2013	35
Spring 2014	Cohort in process
Total	???
Fall 2014	72*

Total SoEHHP Majors Enrollment	
Term	Total Enrollment
F 11	420
S 12	424
AVG	422
F 12	449
S 13	437
AVG	443
F 13	476
S 14	457
AVG	467