

***WEST VIRGINIA UNIVERSITY
AT PARKERSBURG***

*Financial Statements as of and
for the Years Ended June 30, 2017 and 2016
and Independent Auditors' Reports*

WEST VIRGINIA UNIVERSITY AT PARKERSBURG

TABLE OF CONTENTS

	Page
INDEPENDENT AUDITORS' REPORT	1 - 2
MANAGEMENT'S DISCUSSION AND ANALYSIS (RSI) (UNAUDITED)	3-15
FINANCIAL STATEMENTS FOR YEARS ENDED JUNE 30, 2017 AND 2016:	
Statements of Net Position	16
Component Unit - WVU at Parkersburg Foundation, Inc. - Statements of Financial Position	17
Statements of Revenues, Expenses and Changes in Net Position	18
Component Unit - WVU at Parkersburg Foundation, Inc. - Statements of Activities	19-20
Statements of Cash Flows	21-22
Notes to Financial Statements	23-60
REQUIRED SUPPLEMENTARY INFORMATION (RSI)	61
INDEPENDENT AUDITORS' REPORT ON INTERNAL CONTROL OVER FINANCIAL REPORTING AND ON COMPLIANCE AND OTHER MATTERS BASED ON AN AUDIT OF FINANCIAL STATEMENTS PERFORMED IN ACCORDANCE WITH <i>GOVERNMENT AUDITING STANDARDS</i>	62-63

INDEPENDENT AUDITORS' REPORT

Board of Governors
West Virginia University at Parkersburg
Parkersburg, West Virginia

Report on the Financial Statements

We have audited the accompanying financial statements of West Virginia University at Parkersburg, a campus of the West Virginia Higher Education Policy Commission as of and for the year ended June 30, 2017 and 2016, and the related statements of revenue, expenses, and changes in net position, and cash flows for the years then ended, and the related notes to the financial statements, which collectively comprise the entity's basic financial statements as listed in the table of contents.

Management's Responsibility for the Financial Statements

Management is responsible for the preparation and fair presentation of these financial statements in accordance with accounting principles generally accepted in the United States of America; this includes the design, implementation, and maintenance of internal control relevant to the preparation and fair presentation of financial statements that are free from material misstatement, whether due to fraud or error.

Auditors' Responsibility

Our responsibility is to express an opinion on these financial statements based on our audit. We did not audit the financial statements of West Virginia University at Parkersburg, Foundation, Inc., which represents 100% of the total assets and total revenues of the discretely component unit of West Virginia University at Parkersburg. Those statements were audited by other auditors whose report has been furnished to us, and our opinion, insofar as it relates to the amounts included for the West Virginia University at Parkersburg, Foundation, Inc., is based solely on the report of the other auditors. We conducted our audit in accordance with auditing standards generally accepted in the United States of America and the standards applicable to financial audits contained in *Government Auditing Standards* issued by the Comptroller General of the United States of America. Those standards require that we plan and perform the audit to obtain reasonable assurance about whether the financial statements are free from material misstatement. The financial statements of the West Virginia University at Parkersburg Foundation, Inc. were not audited in accordance with *Government Auditing Standards*.

An audit involves performing procedures to obtain audit evidence about the amounts and disclosures in the financial statements. The procedures selected depend on the auditors' judgment, including the assessment of the risks of material misstatement of the financial statements, whether due to fraud or error. In making those risk assessments, the auditor considers internal control relevant to the entity's preparation and fair presentation of the financial statements in order to design audit procedures that are appropriate in the circumstances, but not for the purpose of expressing an opinion on the effectiveness of the entity's internal control. Accordingly, we express no such opinion. An audit also includes evaluating the appropriateness of accounting policies used and the reasonableness of significant accounting estimates made by management, as well as evaluating the overall presentation of the financial statements.

We believe that the audit evidence we have obtained is sufficient and appropriate to provide a basis for our audit opinions.

Opinions

In our opinion, based on our audit and the report of other auditors, the financial statements referred to above present fairly, in all material respects, the respective financial position of the business-type activities and the discretely presented component unit of West Virginia University at Parkersburg as of June 30, 2017 and 2016, and the respective changes in financial position and, where applicable, cash flows thereof for the year then ended in accordance with accounting principles generally accepted in the United States of America.


Other Matters

Required Supplementary Information

Accounting principles generally accepted in the United States of America require that the Management's Discussion and Analysis, schedule of proportionate share of net pension liability and contributions, as listed in the table of contents be presented to supplement the basic financial statements. Such information, although not a part of the basic financial statements, is required by the Governmental Accounting Standards Board who considers it to be an essential part of financial reporting for placing the basic financial statements in an appropriate operational, economic, or historical context. We have applied certain limited procedures to the required supplementary information in accordance with auditing standards generally accepted in the United States of America, which consisted of inquiries of management about the methods of preparing the information and comparing the information for consistency with management's responses to our inquiries, the basic financial statements, and other knowledge we obtained during our audit of the basic financial statements. We do not express an opinion or provide any assurance on the information because the limited procedures do not provide us with sufficient evidence to express an opinion or provide any assurance.

Other Reporting Required by Government Auditing Standards

In accordance with *Government Auditing Standards*, we have also issued our report dated October 9, 2017, on our consideration of West Virginia University at Parkersburg's internal control over financial reporting and on our tests of its compliance with certain provisions of laws, regulations, contracts, and grant agreements and other matters. The purpose of that report is solely to describe the scope of our testing of internal control over financial reporting and compliance and the results of that testing, and not to provide an opinion on the effectiveness of internal control over financial reporting or on compliance. That report is an integral part of an audit performed in accordance with *Government Auditing Standards* in considering West Virginia University at Parkersburg's internal control over financial reporting and compliance.



CliftonLarsonAllen LLP

Plymouth Meeting, Pennsylvania
October 9, 2017

WEST VIRGINIA UNIVERSITY AT PARKERSBURG

Management's Discussion and Analysis (Unaudited) Year Ended June 30, 2017

Overview

The Management's Discussion and Analysis is required supplementary information and has been prepared in accordance with the requirements of the Governmental Accounting Standards Board (GASB). This section of West Virginia University at Parkersburg's ("WVU at Parkersburg", "WVUP", or "College") annual financial report provides an overview of WVUP's financial performance during the fiscal year ended June 30, 2017 as compared to the previous fiscal year. Comparative analysis is also presented for fiscal year 2016 compared to fiscal year 2015. The primary focus is on fiscal year 2017.

WVUP's annual report consists of three basic financial statements: the statement of net position, the statement of revenues, expenses and changes in net position, and the statement of cash flows. These statements focus on the financial condition, the results of operations, and cash flows of WVU at Parkersburg. Each of these statements is discussed below.

Financial Highlights

At June 30, 2017, WVUP's total net position increased from the previous year-end by \$2.9 million. The increase in net position is primarily due to increases in cash and cash equivalents and capital assets, net and decreases in unearned revenue and notes payable to West Virginia University. These changes were partially offset by increases in other post-employment benefits liability and notes payable to the Commission.

Total revenues decreased 4%, mainly due to decreases in Federal grants and contracts, Federal Pell grants, and payments made and expenses incurred on behalf of WVU Parkersburg, offset by increases in State grants and contracts. Total expenses decreased 17.3% from prior year mainly because of decreases in other nonoperating expenses related to losses incurred in fiscal year 2016 from the sale of capital assets, salaries and wages, scholarships and fellowships, and supplies and other services.

Net Position

The statements of net position present the assets (current and noncurrent), deferred outflows of resources, liabilities (current and noncurrent), deferred inflows of resources, and net position (assets plus deferred outflows of resources minus liabilities minus deferred inflows of resources) of WVUP as of the end of the fiscal years. Assets denote the resources available to continue the operations of WVUP. Deferred outflows of resources indicate the consumption of net position that is applicable to a future fiscal year. Liabilities indicate how much WVUP owes vendors, employees and lenders. Deferred inflows of resources indicate the acquisition of net position that is applicable to a future fiscal year. Net position measures the equity or the availability of funds of WVUP for future periods.

The components of net position are displayed in three major categories:

Net investment in capital assets. This category represents WVUP's total investment in capital assets, net of accumulated depreciation and outstanding debt obligations related to those capital assets. To the extent debt has been incurred but not yet expended for capital assets, such amounts are not included as a component of net investment in capital assets.

Restricted. This category includes resources which are restricted, either due to externally imposed constraints or because of restrictions imposed by law. They are further divided into two additional components - nonexpendable and expendable. **Nonexpendable restricted net position** includes endowment and similar type funds for which donors or other outside sources have stipulated, as a condition of the gift instrument, that the principal is to be maintained inviolate and in perpetuity and invested for the purpose of producing present and future income, which may either be expended or added to principal. WVUP did not have any nonexpendable restricted components of net position during fiscal year 2017 or fiscal year 2016. **Expendable restricted net position** includes resources for which WVUP is legally or contractually obligated to spend resources in accordance with restrictions imposed by external third parties.

Unrestricted. This category includes resources that are not subject to externally imposed stipulations. Such resources are derived primarily from tuition and fees (not restricted as to use), state appropriations, sales and services of educational activities, and auxiliary enterprises. Unrestricted components of net position are used for transactions related to the educational and general operations of WVUP and may be designated for specific purposes by action of WVUP's management or the Board of Governors.

Condensed Statements of Net Position (in thousands)

	As of June 30		
	2017	2016	2015
Assets			
Current Assets	\$ 17,006	\$ 15,436	\$ 13,704
Noncurrent Assets	26,215	24,897	27,889
Total Assets	\$ 43,221	\$ 40,333	\$ 41,593
Deferred Outflows of Resources	72	33	19
Total	\$ 43,293	\$ 40,366	\$ 41,612
Liabilities and Deferred Inflows of Resources			
Current Liabilities	\$ 2,945	\$ 3,083	\$ 3,551
Noncurrent Liabilities	7,665	7,537	7,667
Total Liabilities	10,610	10,620	11,218
Deferred Inflows of Resources	6	13	18
Total Liabilities and Deferred Inflows of Resources	\$ 10,616	\$ 10,633	\$ 11,236
Net Position			
Net Investment in Capital Assets	\$ 23,475	\$ 22,880	\$ 25,008
Restricted	326	47	77
Unrestricted	8,876	6,806	5,291
Total Net Position	\$ 32,677	\$ 29,733	\$ 30,376

Total assets of WVU at Parkersburg increased by \$2.9 million to a total of \$43.2 million as of June 30, 2017. The increase was primarily due to increases in cash and cash equivalents and capital assets, net.

- Cash and cash equivalents increased \$1.6 million compared to prior year primarily due to decreased cash outflows from payments to suppliers, payments to employees, payments for scholarships and fellowships and increased cash inflows from proceeds from loan to commission. The increase is offset by decreases in cash inflows from grants and contracts, Federal Pell grants, proceeds from the sale of capital assets, and capital bond proceeds from the Commission and increases in cash outflows in the purchases of capital assets.
- Net capital assets increased \$1.4 million due to increases in construction in progress and equipment purchases. Net capital assets decreased \$3.0 million from fiscal year 2015 to fiscal year 2016.

In accordance with the provisions of GASB Statement No. 68, “Accounting and Financial Reporting for Pensions,” and Statement No. 71, “Pension Transition for Contributions Made Subsequent to the Measurement Date”, WVUP reported deferred outflows related to pensions, in the amount of \$72,000, at June 30, 2017. This is an increase of \$39,000 from the deferred outflows related to pensions of \$33,000 million at June 30, 2016. During fiscal year 2017, these deferred outflows represent WVUP’s proportionate share of the net difference between projected and actual investment earnings on investments, the difference between expected and actual experience, and the change in proportion and difference between employer contributions and proportionate share of contributions, and changes in assumptions.

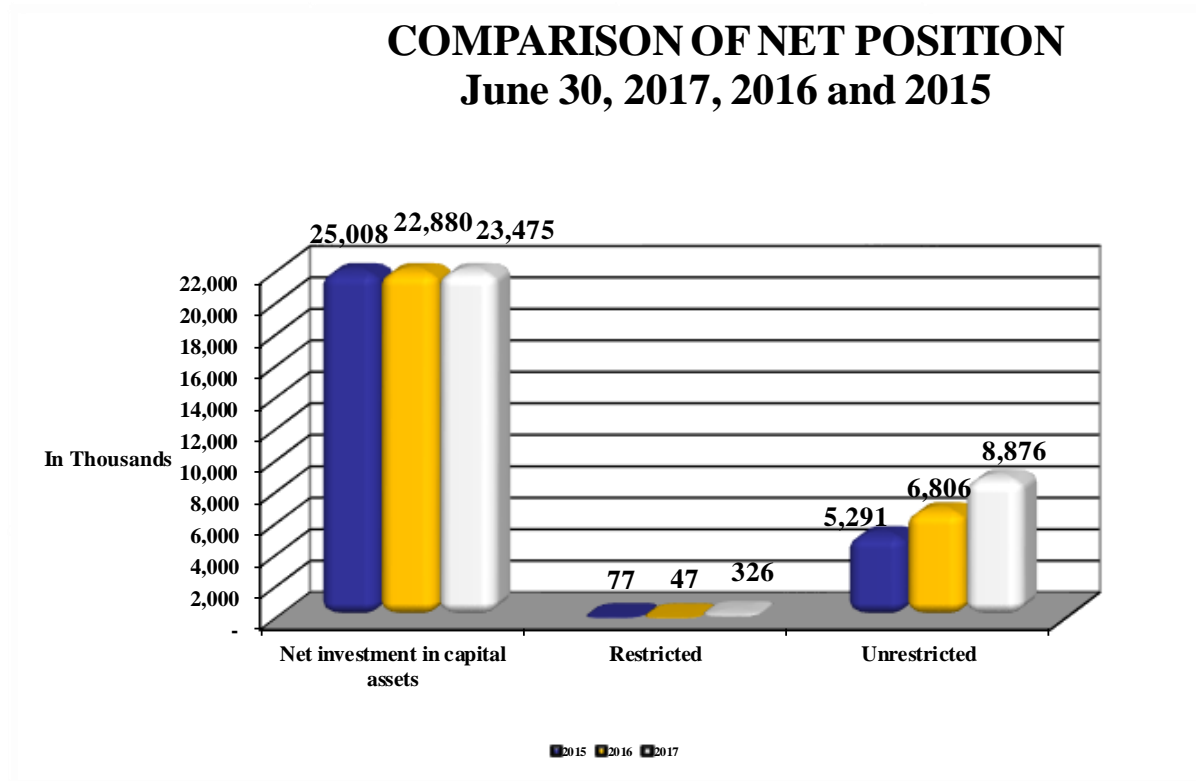
Total liabilities for the year decreased by \$10,000 from the prior year. This decrease is primarily attributable to decreases in unearned revenue and notes payable to West Virginia University. This decrease is offset by increases in notes payable to the Commission and the other post-employment benefits liability.

- Unearned revenue decreased \$123,000 from prior year. This is primarily attributable to decreases in unearned grants revenue. Unearned revenue decreased \$394,000 from fiscal year 2015 to fiscal year 2016.
- Notes payable to West Virginia University decreased \$259,000 due to payments made on Energy Performance Contract Phase II during fiscal year 2017. Notes payable to West Virginia University decreased \$236,000 from fiscal year 2015 to fiscal year 2016.
- Notes payable to the Commission increased \$278,000 due to the a new loan from the Commission to fund the cost of the main building fourth floor HVAC unit offset by payments made during fiscal year 2017. Notes payable to the Commission decreased \$167,000 from fiscal year 2015 to fiscal year 2016.
- Other post-retirement benefits liability increased \$117,000 from prior year due to the annual required contribution (“ARC”) rate allocated to WVUP by the West Virginia Retiree Health Trust fund (“Trust Fund” or RHBT”) for fiscal year 2017. The other post-retirement benefits liability represents WVUP’s accumulated unpaid ARC to the Trust. The ARC remains unpaid because State higher education institutions have been instructed not to pay the ARC since the issue is being addressed at the State level. The OPEB liability increased \$247,000 from fiscal year 2015 to fiscal year 2016.

In accordance with the provisions of GASB Statement No. 68, “Accounting and Financial Reporting for Pensions,” and Statement No. 71, “Pension Transition for Contributions Made Subsequent to the Measurement Date,” during fiscal year 2017 and 2016, WVUP recorded deferred inflows related to pensions in the amount of \$6,000 and \$13,000, respectively. These deferred inflows represent WVUP’s proportionate share of the difference between employer contributions and proportionate share of contributions as well as the difference between expected and actual experience.

WVUP's current assets of \$17.0 million were sufficient to cover current liabilities of \$2.9 million, indicating that WVUP has sufficient available resources to meet its current obligations.

The following is a comparative illustration of net position.



Net investment in capital assets, increased 595,000 from prior year. This increase is primarily due to increases in construction in progress and purchases of equipment. This category decreased \$2.1 million from fiscal year 2015 to fiscal year 2016.

Restricted net position increased \$279,000 due to increases in sponsored programs. This category decreased \$30,000 from fiscal year 2015 to fiscal year 2016.

Unrestricted net position increased \$2.1 million due to the increases in State grants and contracts and other operating revenue, as well as decreases in salaries and wages expense, scholarships and fellowships expense, and supplies and other services expense. The overall increase is offset by decreases in Federal grants and contracts, Federal Pell grants, and payments made and expenses incurred on behalf of WVU Parkersburg. This category increased \$1.5 million from fiscal year 2015 to fiscal year 2016.

Revenues, Expenses and Changes in Net Position

The statements of revenues, expenses and changes in net position present the operating revenues, operating expenses, nonoperating revenues and expenses and other revenues, expenses, gains or losses of WVUP for the fiscal years presented.

State appropriations, while budgeted for operations, are considered and reported as non-operating revenues. This is because State appropriations are provided by the West Virginia Legislature (the "Legislature") to WVUP without the Legislature directly receiving commensurate goods and services for those revenues. Likewise, Federal Pell grants are reported as nonoperating, because of specific guidance in the AICPA industry audit guide. Student tuition and fees are reported net of scholarship discounts and allowances. Financial aid to students is reported using the NACUBO alternative method. Under this method, certain aid, such as loans and federal Stafford loans, is accounted for as a third party payment, while all other aid is reflected either as operating expenses or scholarship allowances, which reduce revenues. The utilization of capital assets is reflected in the financial statements as depreciation, which amortizes the cost of an asset over its expected useful life.

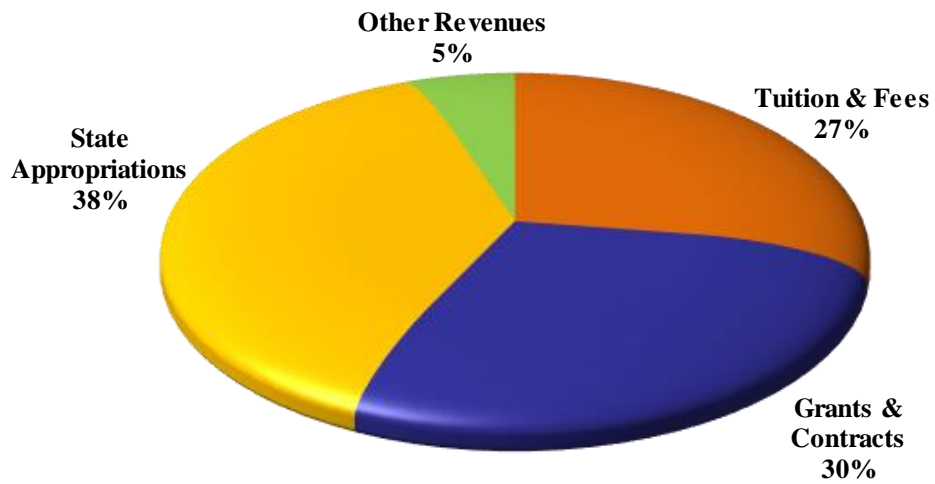
Condensed Statements of Revenues, Expenses and Changes in Net Position (in thousands)

	<u>Year Ended June 30</u>		
	<u>2017</u>	<u>2016</u>	<u>2015</u>
Operating Revenues	\$ 10,244	\$ 10,748	\$ 9,657
Operating Expenses	22,002	23,869	24,423
Operating Loss	(11,758)	(13,121)	(14,766)
Net Nonoperating Revenues	14,694	12,149	15,773
Income (Loss) before Other Revenues, Expenses, Gains, or Losses	2,936	(972)	1,007
Capital Grants and Gifts	8	-	95
Payments made and expenses incurred on behalf of WVU Parkersburg	-	329	16
Increase (Decrease) in Net Position	2,944	(643)	1,118
Net Position at Beginning of Year	29,733	30,376	29,404
Cumulative Effect of Change in Accounting Principle	-	-	(146)
Net Position - Beginning of Year, As Restated	29,733	30,376	29,258
Net Position at End of Year	\$ 32,677	\$ 29,733	\$ 30,376

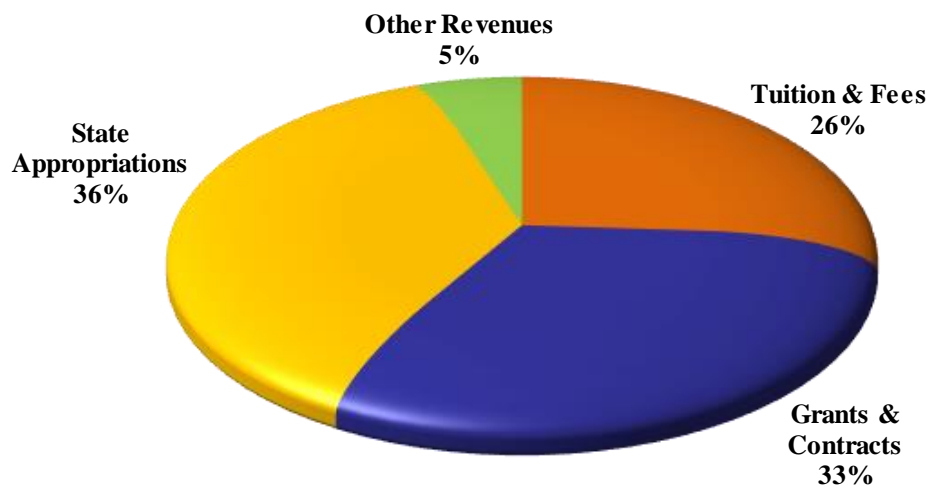
Revenues:

The following charts illustrate the composition of revenues by source for 2017 and 2016:

2017



2016



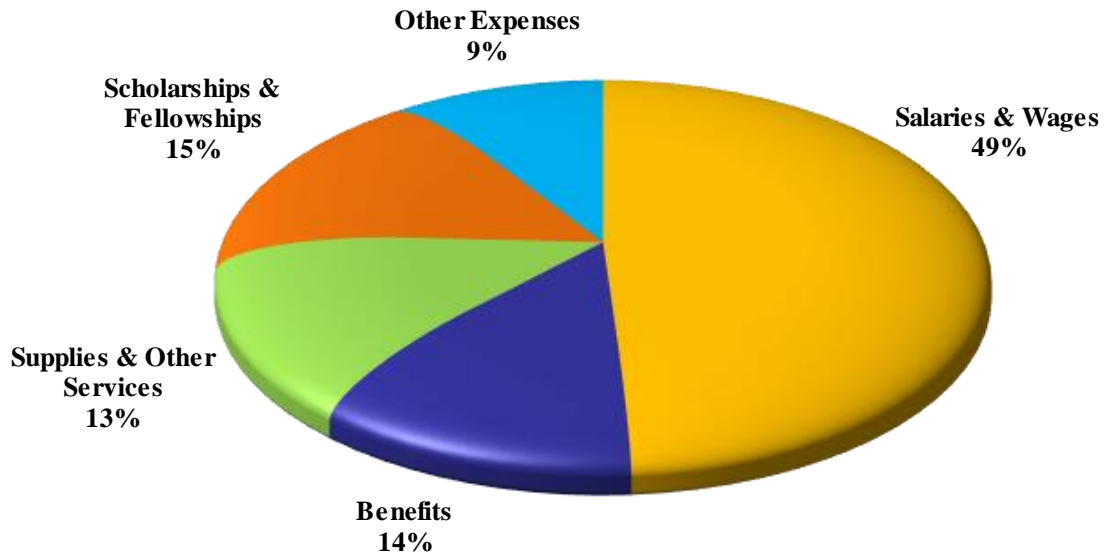
Total revenues for fiscal year 2017 were \$25.0 million, a decrease of \$1.0 million from prior year. The most significant sources of revenue for WVUP are State appropriations, Federal Pell grants, tuition and fees, and grants and contracts. Some highlights of the information presented on the statement of revenues, expenses, and changes in net position are as follows:

- State appropriations decreased \$66,000 from fiscal year 2016 due to a smaller base budget allocation and an additional 2% mid-year reduction in fiscal year 2017. State appropriations decreased by \$462,000 from fiscal year 2015 to fiscal year 2016.
- Federal Pell grants revenue decreased \$236,000. This decrease can be attributed to Federal regulations beginning in fiscal year 2013 which limit Pell awards to six years per recipient and stricter standards of academic progress limiting the number of returning students eligible for Pell. The decrease is also due to an overall decline in enrollment during fiscal year 2017. Federal Pell grants revenue decreased \$541,000 from fiscal year 2015 to fiscal year 2016.
- Net tuition and fees increased \$59,000 due to decreases in enrollments of 3-4% offset by increases in tuition rates of approximately 5%. WVUP is also more aggressively managing the payment of tuition and collecting more of the tuition and fees billings. Tuition and fees, net increased \$750,000 from fiscal year 2015 to fiscal year 2016.
- Federal grants and contracts revenue decreased \$961,000 from prior year. The decrease is primarily due to the decreases in the WV Bridging the Gap Consortium grant which was primarily funded in fiscal year 2016. This category of revenue increased \$955,000 from fiscal year 2015 to fiscal year 2016.
- State grants and contracts revenue increased \$233,000 from prior year. This increase is primarily due to increases in the Perkins Vocational Grant and decreases in unearned State grant revenue. State grants and contracts decreased \$397,000 from fiscal year 2015 to fiscal year 2016.
- Nongovernmental grants and contracts revenue decreased \$36,000 from prior year. This decrease is primarily due to decreases in private scholarship revenue. This category of revenue increased \$139,000 from fiscal year 2015 to fiscal year 2016.

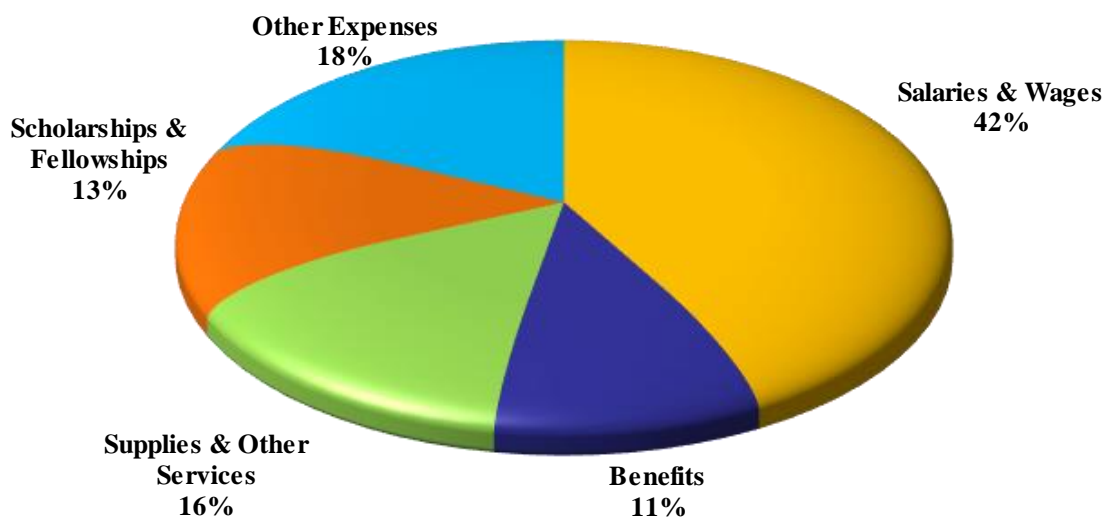
Expenses:

The following is a graphic comparison of total expenses by category between 2017 and 2016:

2017



2016



Total expenses for fiscal year 2017 were \$22.1 million, a decrease of \$4.6 million. This decrease is primarily due to changes in the categories of expenses as detailed below. Total expenses increased \$2.1 million from fiscal year 2015 to fiscal year 2016.

- Salaries and wages decreased \$336,000 from the prior year. This decrease is primarily due to the mid-year retirement of three full-time faculty during fiscal year 2017. Salaries and wages decreased \$533,000 from fiscal year 2015 to fiscal year 2016.
- Benefits expense decreased \$6,000 from the prior year. This decrease is primarily due to decreases in OPEB expense offset by increases in benefits tied to salaries and wages and unemployment compensation expense. Benefits expense decreased \$138,000 from fiscal year 2015 to fiscal year 2016.
- Scholarship and fellowship expenses decreased by \$297,000 from the prior year. This is mainly due to a decrease in non-money institutional waivers and DuPont Learn & Earn award expenses offset by increases in financial aid recognized as revenue and scholarship allowances. This expense category decreased \$357,000 from fiscal year 2015 to fiscal year 2016.
- Supplies and other services decreased \$1.2 million mainly due to decreases in professional services and consulting fees. WVUP switched technology providers to Blackboard in fiscal year 2017 and also purchased less online resources from NCS Pearson. This decrease is partially offset by increases in expenses for computer services and supplies and repairs and maintenance. Supplies and other services increased \$517,000 million from fiscal year 2015 to fiscal year 2016.
- Other nonoperating expense, net decreased by \$2.8 million from prior year. This decrease is primarily due to capital asset losses incurred in fiscal year 2016 from the sale of property on Market Street in Parkersburg, WV. Other nonoperating expense, net increased \$2.6 million from fiscal year 2015 to fiscal year 2016.

Cash Flows

The statements of cash flows provide information about the cash receipts, cash payments, and net change in cash resulting from the operating, investing, and financing activities (capital and noncapital) of WVU at Parkersburg during the year. This statement helps users assess WVUP's ability to generate net cash flows, its ability to meet obligations as they come due, and its need for external financing.

The statement of cash flows is divided into five sections:

Cash flows from operating activities. This section shows the net cash used by the operating activities of WVUP.

Cash flows from noncapital financing activities. This section reflects the cash received and paid for nonoperating, noninvesting, and noncapital financing purposes.

Cash flows from capital financing activities. This section includes cash used for the acquisition and construction of capital and related items.

Cash flows from investing activities. This section shows the purchases, proceeds, and interest received from investing activities.

Reconciliation of operating loss to net cash used in operating activities. This section provides a schedule that reconciles the accrual-based operating income (loss) and net cash used in operating activities.

Condensed Statements of Cash Flows (in thousands)

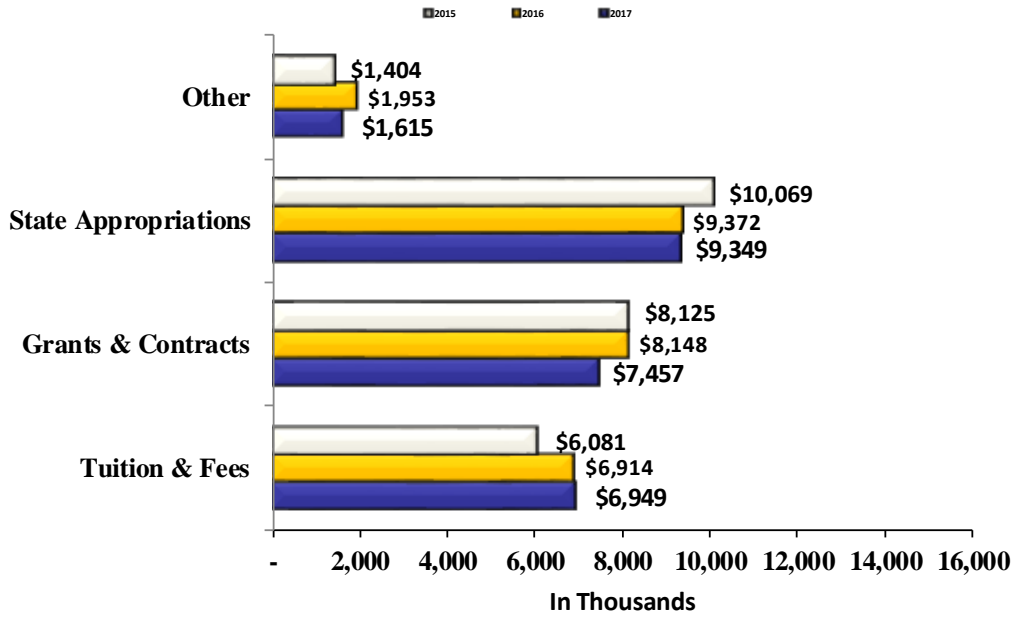
	Year Ended June 30		
	2017	2016	2015
Cash Provided (Used) By:			
Operating Activities	\$ (10,825)	\$ (12,197)	\$ (14,445)
Noncapital Financing Activities	14,632	15,469	16,129
Capital Financing Activities	(2,371)	(1,454)	(2,521)
Investing Activities	124	47	15
Increase (Decrease) in Cash and Cash Equivalents	1,560	1,865	(822)
Cash and Cash Equivalents, Beginning of Year	14,912	13,047	13,869
Cash and Cash Equivalents, End of Year	\$ 16,472	\$ 14,912	\$ 13,047

Total cash and cash equivalents increased by \$1.6 million during fiscal year 2017 to \$16.5 million.

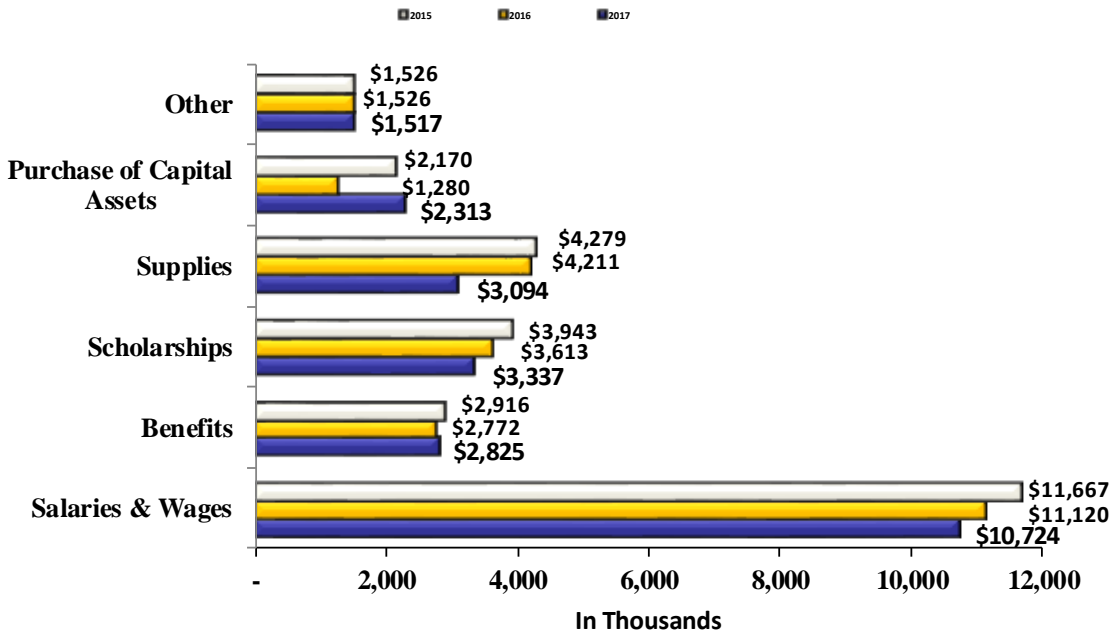
- Net cash used in operating activities decreased \$1.4 million primarily due to decreases in cash outflows in payments to suppliers, payments to employees, and payments for scholarships and fellowships offset by decreases in cash inflows from grants and contracts. This category experienced a decrease in cash used of \$2.2 million from fiscal year 2015 to fiscal year 2016.
- Net cash provided by noncapital financing activities decreased by approximately \$837,000 primarily due to decreases cash flows from Federal Pell grants and proceeds from the sale of capital assets. This category experienced a decrease of \$660,000 from fiscal year 2015 to fiscal year 2016.
- Net cash used in capital financing activities increased \$917,000 primarily due to increases in cash outflows for purchases of capital assets and an increase in cash inflows from loan proceeds from the Commission. This increase is offset by a decrease in cash inflows from capital bond proceeds from the Commission. This category experienced a decrease of \$1.1 million from fiscal year 2015 to fiscal year 2016.
- Net cash from investing activities increased in \$77,000 as a result of an increase in investment income. This category experienced an increase of \$32,000 from fiscal year 2015 to fiscal year 2016.

The following graphs illustrate the sources and uses of cash:

SOURCES OF CASH



USES OF CASH



Capital Asset and Long Term Debt Activity

WVU at Parkersburg completed several construction projects in fiscal year 2017 and 2016, financed by gifts, grants and other WVUP funds.

2018

The most significant capital activity planned in 2018 will be the replacement of two HVAC units in the main building, completion of the renovation of classrooms on the third floor of the main building, repairs to the student courtyard, and installation of LED lighting in all Parkersburg campus parking lots.

2017

The most significant capital activity completed in FY 2017 was the replacement of the roof on the main building library, replacement of the main building fourth floor HVAC unit, renovation of main building 3rd floor classrooms, installation of LED lighting in main building hallways, repaving of the upper west parking lot, replacement of sanitation lines in the main building, and the refurbishment of air handler #1 in the main building.

2016

The most significant capital activity completed in FY 2016 was the renovation of approximately 4,000 square feet of area on the first floor of the main campus building to construct a new center for student services to provide incoming students with easier access and assistance with the enrollment process. In addition, the college continued to improve access to its main campus facilities by expanding the electronic card access control system to all doors in the main building, and installed a 30 foot high welding tour to train our welding students. Finally, WVUP implemented an asbestos abatement plan that eliminated any remaining asbestos in the main building's second and third floors.

WVU at Parkersburg has planned capital expenditures that are approximately \$.5 million during fiscal year 2017. The largest projects will be the replacement of two HVAC units in the main building at an estimated cost of \$250,000.

In order to complete a mold remediation project in 2013, the college entered into a loan agreement with the West Virginia Higher Education Policy Commission in the amount of \$435,000. This loan is non-interest bearing and is being repaid in ten semi-annual payments of \$43,500.

In December 2016, WVU at Parkersburg entered into a loan agreement in fiscal year 2017 with the West Virginia Higher Education Policy Commission in the amount of \$450,000 to fund the cost of the main building fourth floor HVAC unit. The loan is non-interest bearing and is being repaid in ten semi-annual installments of \$45,000.

Economic Outlook

West Virginia University at Parkersburg (WVUP) is located in Wood County in West Virginia. During the fiscal year ended June 30, 2017, the Wood economy improved and experienced a decrease in unemployment rates from 5.5 percent in June 2016 to 4.3 percent in June 2017. However, the unemployment rate of other counties in our service region ranged from a low of 4.4 percent in Jackson County to a high of 6.7 percent in Calhoun County. This trend follows that of the State of West Virginia whose June 2017 unemployment rate of 4.5 percent leaves the state ranked thirty second in the nation. The decrease in employment rates is directly related to the volatility in the natural resources and mining sector. Wood County's unemployment rate has decreased from the high levels of 11 percent reached at the height of the recession in 2008 to its current rate of 4.3 percent.

The West Virginia Economic Outlook 2017, a report published by WVU Bureau of Business and Economic Research, projects modest growth in the remainder of calendar year 2017 and beyond. West Virginia's employment rate of 4.5 percent is above the national average of 4.3 percent. The State's unemployment rate is expected to remain relatively stable through early FY 2017 but should fall in the long-term. In fact, long-term employment is forecast to rise by an average of .5 percent per year between 2016 and 2021, however the state's unemployment rate is expected to remain around current levels during the forecast period. Comparatively, the National employment rate is expected to increase 1 percent annually. The State's Gross State Product (GSP) is forecast to continue to rise at a pace higher than the previous five years.

Since WVUP received about a third of its annual operating resources in the form of State appropriations, the College's financial resources are closely tied to the fiscal performance of the State of West Virginia. The West Virginia economy has struggled over the past year, primarily driven by continued losses in coal jobs and a slowdown in natural gas. The State's economic outlook for the foreseeable future is not positive and coupled with other negative factors, is expected to affect the State's fiscal situation at least in the short term, resulting in fiscal difficulties in the coming years. Tax collections from the coal industry and business and occupation tax receipts from electric power generators will continue to decrease over the foreseeable future. According to the State's budget office, balancing the upcoming FY 2018 General Revenue Budget will be a challenge that requires fiscal discipline. Their recent projections show a significant funding gap for FY 18 and 19 due to a slowdown in the mining of coal and trend of declining lottery revenues due to continued emerging competition from neighboring states. During Fiscal Years 2014 through 2017, the College and most other state agencies experienced 19.2 percent reductions in their state appropriations. Further reductions in State appropriations would result in significant challenges to our goal to be the college of choice in our region.

The College has put in place strategies and measures to help manage the reduction in State appropriations which started during the economic downturn. WVUP will continue to implement revenue enhancement strategies and numerous cost control measures to reduce the growth in operating expenditures in the coming fiscal years. A significant source of revenue increases in the past has been student tuition and fees. WVUP has one of the lowest tuition rates in West Virginia, and the College was granted permission to raise tuition by 5% in the 2017-2018 academic year. This increase along with improved collection of tuition and fees means that WVUP has sufficient revenues to provide for necessary operations.

Tuition revenue, which is a significant share of WVUP's operating resources, is materially impacted by fluctuations in enrollment which occur in response to major changes in overall economic conditions. During the recent economic downturn enrollment at WVUP increased significantly as displaced and underemployed members of the workforce enrolled at WVUP to further their education. However, as the economy improved and displaced workers return to work, enrollment declined. WVUP developed a long-term enrollment strategy which has stabilized enrollment and mitigate the trend of declining enrollments. In fact, enrollments for academic year 17-18 are projected to be slightly above those of the prior year.

Another revenue enhancement strategy WVUP continues to pursue is utilization of grants, donations and gifts. Improving the level of Federal, State and private grant activity at WVUP has been a strategic priority for the past several years and the increased focus has been successful as grant revenues continue to remain at significantly high levels. These strategic efforts are continuing and WVUP expects this trend in grant related revenue to continue in FY 2018 and beyond.

WEST VIRGINIA UNIVERSITY AT PARKERSBURG

**STATEMENTS OF NET POSITION
AS OF JUNE 30, 2017 AND 2016
(Dollars in Thousands)**

	2017	2016
ASSETS AND DEFERRED OUTFLOWS OF RESOURCES		
Current Assets:		
Cash and cash equivalents	\$ 16,472	\$ 14,912
Appropriations due from primary government	16	34
Accounts receivable - net	334	370
Due from the Commission	14	7
Inventories	90	89
Prepaid expenses	80	24
Total current assets	<u>17,006</u>	<u>15,436</u>
Noncurrent Assets:		
Other accounts receivable	119	186
Capital assets, net	26,096	24,711
Total noncurrent assets	<u>26,215</u>	<u>24,897</u>
TOTAL ASSETS	<u>\$ 43,221</u>	<u>\$ 40,333</u>
DEFERRED OUTFLOWS OF RESOURCES		
Deferred outflows related to pensions	<u>72</u>	<u>33</u>
TOTAL ASSETS AND DEFERRED OUTFLOWS OF RESOURCES	<u>\$ 43,293</u>	<u>\$ 40,366</u>
LIABILITIES, DEFERRED INFLOWS OF RESOURCES AND NET POSITION		
Current Liabilities:		
Accounts payable	\$ 215	\$ 299
Accrued liabilities	126	112
Accrued payroll	546	557
Unearned revenue	1,221	1,344
Due to the Commission	6	24
Compensated absences	369	361
Leases payable, current portion	8	-
Note payable to West Virginia University, current portion	277	259
Note payable to the Commission, current portion	177	127
Total current liabilities	<u>2,945</u>	<u>3,083</u>
Noncurrent Liabilities:		
Other post employment benefits liability	5,313	5,196
Net pension liability	194	144
Leases payable	10	-
Note payable to West Virginia University	1,746	2,023
Note payable to the Commission	402	174
Total noncurrent liabilities	<u>7,665</u>	<u>7,537</u>
TOTAL LIABILITIES	<u>10,610</u>	<u>10,620</u>
DEFERRED INFLOWS OF RESOURCES		
Deferred inflows related to pensions	<u>6</u>	<u>13</u>
TOTAL LIABILITIES AND DEFERRED INFLOWS OF RESOURCES	<u>\$ 10,616</u>	<u>\$ 10,633</u>
NET POSITION		
Net investment in capital assets	\$ 23,475	\$ 22,880
Restricted for:		
Expendable:		
Scholarships and fellowships	27	47
Sponsored programs	299	-
Total expendable	<u>326</u>	<u>47</u>
Unrestricted	<u>8,876</u>	<u>6,806</u>
TOTAL NET POSITION	<u>\$ 32,677</u>	<u>\$ 29,733</u>

See notes to financial statements.

WEST VIRGINIA UNIVERSITY AT PARKERSBURG**WVU AT PARKERSBURG FOUNDATION, INC.****COMPONENT UNIT - STATEMENTS OF FINANCIAL POSITION****AS OF JUNE 30, 2017 AND 2016**

	2017	2016
ASSETS		
Cash and Cash Equivalents	\$ 31,874	\$ 474,206
Investments, at Fair Value	11,114,880	10,527,627
Accrued Interest and Dividends Receivable	<u>3,644</u>	<u>0</u>
Total current assets	11,150,398	11,001,833
Property and equipment, net	1,063,763	418,873
Other assets	<u>2,014</u>	<u>2,014</u>
TOTAL ASSETS	<u>\$ 12,216,175</u>	<u>\$ 11,422,720</u>
LIABILITIES		
Accounts Payable	\$ 94,233	\$ 24,790
Funds held for others	<u>15,238</u>	<u>24,230</u>
TOTAL LIABILITIES	<u>\$ 109,471</u>	<u>\$ 49,020</u>
NET ASSETS		
Unrestricted	1,220,155	793,680
Temporarily Restricted	9,732,631	9,426,102
Permanently Restricted	<u>1,153,918</u>	<u>1,153,918</u>
TOTAL NET ASSETS	<u>12,106,704</u>	<u>11,373,700</u>
TOTAL LIABILITIES AND NET ASSETS	<u>\$ 12,216,175</u>	<u>\$ 11,422,720</u>

The accompanying notes are an integral part of this financial statement.

WEST VIRGINIA UNIVERSITY AT PARKERSBURG

**STATEMENTS OF REVENUES, EXPENSES, AND CHANGES IN NET POSITION
FOR THE YEARS ENDED JUNE 30, 2017 AND 2016**

(Dollars in Thousands)

	2017	2016
OPERATING REVENUES		
Student tuition and fees, net of scholarship allowances of \$3,124 and \$3,214	\$ 6,822	\$ 6,763
Federal grants and contracts	698	1,659
State grants and contracts	1,225	992
Nongovernmental grants and contracts	347	383
Sales and services of educational departments	122	110
Auxiliary enterprises, net of scholarship allowances of \$95 and \$81	207	169
Other operating revenues (including revenue from outsourced enterprise of \$126 and \$121)	823	672
	<hr/>	<hr/>
Total operating revenues	10,244	10,748
OPERATING EXPENSES		
Salaries and wages	10,781	11,117
Benefits	2,994	3,000
Scholarships and fellowships	3,287	3,584
Utilities	691	673
Supplies and other services	2,944	4,159
Depreciation	962	993
Assessments by the Commission for operations	93	93
Service agreement expense to West Virginia University	250	250
	<hr/>	<hr/>
Total operating expenses	22,002	23,869
OPERATING LOSS		
	<hr/>	<hr/>
	(11,758)	(13,121)
NONOPERATING REVENUES (EXPENSES)		
State appropriations	9,331	9,397
Payments on behalf of WVU Parkersburg	35	25
Gifts	-	2
Federal Pell grants	5,269	5,505
Investment income	124	47
Interest on capital asset-related debt	(67)	(71)
Fees assessed by the Commission for debt service	(6)	(3)
Other nonoperating expenses - net	8	(2,753)
	<hr/>	<hr/>
Net nonoperating revenues	14,694	12,149
INCOME (LOSS) BEFORE OTHER REVENUES, EXPENSES, GAINS, OR LOSSES		
	<hr/>	<hr/>
	2,936	(972)
Capital grants and gifts	8	-
Payments made and expenses incurred on behalf of WVU Parkersburg	-	329
	<hr/>	<hr/>
INCREASE (DECREASE) IN NET POSITION	2,944	(643)
NET POSITION--BEGINNING OF YEAR	<hr/>	<hr/>
	29,733	30,376
NET POSITION--END OF YEAR	<hr/>	<hr/>
	\$ 32,677	\$ 29,733

See notes to financial statements.

WEST VIRGINIA UNIVERSITY AT PARKERSBURG

**WVU AT PARKERSBURG FOUNDATION, INC.
COMPONENT UNIT - STATEMENTS OF ACTIVITIES
YEAR ENDED JUNE 30, 2017**

	<u>UNRESTRICTED</u>	<u>TEMPORARILY RESTRICTED</u>	<u>PERMANENTLY RESTRICTED</u>	<u>TOTAL</u>
REVENUES, GAINS, AND OTHER SUPPORT				
Contributions	\$ 72,800	\$ 183,377	\$ -	\$ 256,177
Interest and Dividend Income	2,348	205,411	-	207,759
Net Realized and Unrealized Gains (Losses) on Investments	(11,613)	805,298	-	793,685
Net Assets Released from Restrictions	<u>887,557</u>	<u>(887,557)</u>	<u>-</u>	<u>-</u>
TOTAL REVENUES, GAINS, AND AND OTHER SUPPORT	<u>951,092</u>	<u>306,529</u>	<u>-</u>	<u>1,257,621</u>
EXPENSES				
School Support:				
Grants and Scholarships	185,949	-	-	185,949
Faculty and Staff Development	29,273	-	-	29,273
Capital Projects and Campus Improvements	<u>20,468</u>	<u>-</u>	<u>-</u>	<u>20,468</u>
Total School Support	<u>235,690</u>	<u>-</u>	<u>-</u>	<u>235,690</u>
Administrative:				
Salaries and Benefits	46,625	-	-	46,625
Trust Fees	26,529	-	-	26,529
Professional Fees	117,249	-	-	117,249
Other	<u>98,524</u>	<u>-</u>	<u>-</u>	<u>98,524</u>
Total Administrative	<u>288,927</u>	<u>-</u>	<u>-</u>	<u>288,927</u>
TOTAL EXPENSES	<u>524,617</u>	<u>-</u>	<u>-</u>	<u>524,617</u>
CHANGE IN NET ASSETS	426,475	306,529	-	733,004
NET ASSETS AT BEGINNING OF YEAR	<u>793,680</u>	<u>9,426,102</u>	<u>1,153,918</u>	<u>11,373,700</u>
NET ASSETS AT END OF YEAR	<u><u>\$ 1,220,155</u></u>	<u><u>\$ 9,732,631</u></u>	<u><u>\$ 1,153,918</u></u>	<u><u>\$ 12,106,704</u></u>

The accompanying notes are an integral part of this financial statement.

WEST VIRGINIA UNIVERSITY AT PARKERSBURG

**WVU AT PARKERSBURG FOUNDATION, INC.
 COMPONENT UNIT - STATEMENTS OF ACTIVITIES
 YEAR ENDED JUNE 30, 2016**

	<u>UNRESTRICTED</u>	<u>TEMPORARILY RESTRICTED</u>	<u>PERMANENTLY RESTRICTED</u>	<u>TOTAL</u>
REVENUES, GAINS, AND OTHER SUPPORT				
Contributions	\$ 362,955	\$ 1,509,771	\$ -	\$ 1,872,726
Interest and Dividend Income	2,793	119,260	-	122,053
Net Realized and Unrealized Gains (Losses) on Investments	(2,595)	(65,274)	-	(67,869)
Net Assets Released from Restrictions	711,951	(711,951)	-	-
TOTAL REVENUES, GAINS, AND AND OTHER SUPPORT	<u>1,075,104</u>	<u>851,806</u>	<u>-</u>	<u>1,926,910</u>
EXPENSES				
School Support:				
Grants and Scholarships	198,930	-	-	198,930
Student Activities	100	-	-	100
Faculty and Staff Development	22,251	-	-	22,251
Capital Projects and Campus Improvements	648	-	-	648
Other Expenses	1,030	-	-	1,030
Total School Support	<u>222,959</u>	<u>-</u>	<u>-</u>	<u>222,959</u>
Administrative:				
Salaries and Benefits	46,709	-	-	46,709
Trust Fees	42,373	-	-	42,373
Professional Fees	54,589	-	-	54,589
	100,755	-	-	100,755
Total Administrative	<u>244,426</u>	<u>-</u>	<u>-</u>	<u>244,426</u>
TOTAL EXPENSES	<u>467,385</u>	<u>-</u>	<u>-</u>	<u>467,385</u>
CHANGE IN NET ASSETS	607,719	851,806	-	1,459,525
NET ASSETS AT BEGINNING OF YEAR	<u>185,961</u>	<u>8,574,296</u>	<u>1,153,918</u>	<u>9,914,175</u>
NET ASSETS AT END OF YEAR	<u>\$ 793,680</u>	<u>\$ 9,426,102</u>	<u>\$ 1,153,918</u>	<u>\$ 11,373,700</u>

The accompanying notes are an integral part of this financial statement.

WEST VIRGINIA UNIVERSITY AT PARKERSBURG

**STATEMENT OF CASH FLOWS
FOR THE YEARS ENDED JUNE 30, 2017 AND 2016
(Dollars in Thousands)**

	2017	2016
CASH FLOWS FROM OPERATING ACTIVITIES		
Tuition and fees	\$ 6,949	\$ 6,914
Grants and contracts	2,188	2,643
Payments to suppliers	(3,094)	(4,211)
Payments to employees	(10,724)	(11,120)
Payments for benefits	(2,825)	(2,772)
Payments to utilities	(666)	(680)
Payments for scholarships and fellowships	(3,337)	(3,613)
Auxiliary enterprise receipts	207	169
Sales and service of educational departments	122	110
Payments of operating expenses to West Virginia University	(250)	(250)
Assessments by Commission for operations	(93)	(93)
Other receipts	698	706
	<u>(10,825)</u>	<u>(12,197)</u>
Net cash used in operating activities		
CASH FLOWS FROM NONCAPITAL FINANCING ACTIVITIES		
State appropriations	9,349	9,372
Federal Pell grants	5,269	5,505
Other nonoperating receipts	14	592
	<u>14,632</u>	<u>15,469</u>
Cash provided by noncapital financing activities		
CASH FLOWS FROM CAPITAL FINANCING ACTIVITIES		
Fees assessed by the Commission for debt service	(6)	(3)
Purchases of capital assets	(2,313)	(1,280)
Principal paid on capital debt and leases	(242)	(236)
Interest paid on capital debt and leases	(88)	(97)
Principal paid on loan from Commission	(172)	(167)
Capital bond proceeds from Commission	-	329
Proceeds from loan from Commission	450	-
	<u>(2,371)</u>	<u>(1,454)</u>
Cash used in capital financing activities		
CASH FLOWS FROM INVESTING ACTIVITIES		
Investment income	124	47
	<u>124</u>	<u>47</u>
Cash provided by investing activities		
INCREASE IN CASH AND CASH EQUIVALENTS	1,560	1,865
CASH AND CASH EQUIVALENTS - BEGINNING OF YEAR	<u>14,912</u>	<u>13,047</u>
CASH AND CASH EQUIVALENTS - END OF YEAR	<u>\$ 16,472</u>	<u>\$ 14,912</u>

(continued)

WEST VIRGINIA UNIVERSITY AT PARKERSBURG

**STATEMENT OF CASH FLOWS (CONTINUED)
FOR THE YEARS ENDED JUNE 30, 2017 AND 2016
(Dollars in Thousands)**

	2017	2016
Reconciliation of net operating loss to net cash used in operating activities:		
Operating loss	\$ (11,758)	\$ (13,121)
Adjustments to reconcile operating loss to net cash used in operating activities:		
Depreciation expense	962	993
Donated/noncapitalized expense	-	(54)
Expenses paid on behalf of WVU Parkersburg	35	25
Changes in assets and liabilities:		
Accounts receivable, net	104	186
Due from the Council/Commission	(7)	(6)
Prepaid expenses	(56)	-
Inventories	(1)	(5)
Accounts payable	(94)	(35)
Accrued liabilities	119	202
Unearned revenue	(123)	(394)
Due to the Council/Commission	(18)	19
Compensated absences	8	2
Defined benefit pension plan	4	(9)
Net cash used in operating activities	<u>\$ (10,825)</u>	<u>\$ (12,197)</u>
Noncash Transactions:		
Capitalization of interest	<u>\$ 21</u>	<u>\$ 27</u>
Donations	<u>\$ 8</u>	<u>\$ 54</u>
Loss on dispositions	<u>\$ 6</u>	<u>\$ 2,752</u>
Other post employment benefits liability	<u>\$ 117</u>	<u>\$ 247</u>
Other payments on behalf of WVU Parkersburg	<u>\$ 35</u>	<u>\$ 25</u>

See notes to financial statements.

WEST VIRGINIA UNIVERSITY AT PARKERSBURG

NOTES TO FINANCIAL STATEMENTS FOR THE YEARS ENDED JUNE 30, 2017 AND 2016

1. ORGANIZATION

West Virginia University at Parkersburg (“Parkersburg”) is governed by the West Virginia University at Parkersburg Board of Governors (the “Board”). The Board was established by House Bill 3215 (“H.B. 3215”).

During fiscal year 2008, H.B. 3215 was passed which clarified and redefined relationships between and among certain higher education boards and institutions. This legislation defines the statewide network of independently accredited community and technical colleges. Effective July 1, 2008, the administratively linked community and technical colleges of West Virginia University (the “University”) established their own Boards of Governors.

Powers and duties of the Board include, but are not limited to, the power to determine, control, supervise and manage the financial, business and educational policies and affairs of the institution under its jurisdiction, the duty to develop a master plan for the institution, the power to prescribe the specific functions and institution’s budget request, the duty to review at least every five years all academic programs offered at the institution, and the power to fix tuition and other fees for the different classes or categories of students enrolled at its institution.

The West Virginia Council for Community and Technical College Education (the “Council”) (two year education) and the West Virginia Higher Education Policy Commission (the “Commission”) (four year and post graduate education) collectively comprise the West Virginia Higher Education Fund. Both the Council and the Commission were legislatively created under Senate Bill No. 448 and Senate Bill No. 653, respectively.

The Council is responsible for developing, overseeing and advancing the State’s public policy agenda as it relates to community and technical college education. The Council is comprised of 12 persons appointed by the Governor with the advice and consent of the Senate.

The University provides Parkersburg with administrative and academic support services under a service agreement.

As a requirement of Governmental Accounting Standards Board (GASB) standards, Parkersburg has included information from the WVU at Parkersburg Foundation, Inc. (the “Foundation”).

2. SUMMARY OF SIGNIFICANT ACCOUNTING POLICIES

The financial statements of Parkersburg have been prepared in accordance with generally accepted accounting principles as prescribed by GASB. The financial statement presentation required by GASB provides a comprehensive, entity-wide perspective of Parkersburg's assets, deferred outflows of resources, liabilities, deferred inflows of resources, net position, revenues, expenses, changes in net position, and cash flows.

- a. *Reporting Entity* — Parkersburg is an operating unit of the West Virginia Higher Education Fund and represents separate funds of the State that are not included in the State's general fund. Parkersburg is a separate entity which, along with all State institutions of higher education, the Council and the Commission (which includes West Virginia Network for Educational Telecomputing (WVNET)) form the Higher Education Fund of the State. The Higher Education Fund is considered a component unit of the State and its financial statements are discretely presented in the State's comprehensive annual financial report.

The WVU at Parkersburg Foundation, Inc. (the "Foundation") is not part of the Parkersburg reporting entity and is not consolidated in the accompanying financial statements since Parkersburg has no ability to designate management, cannot significantly influence operations of this entity, and is not accountable for fiscal matters of the Foundation under GASB. The accompanying financial statements present all funds under the authority of Parkersburg. The basic criterion for inclusion in the accompanying financial statements is the exercise of oversight responsibility derived from Parkersburg's ability to significantly influence operations and accountability for fiscal matters of related entities.

In accordance with GASB, the audited financial statements of the Foundation are presented here as a discrete component unit with the Parkersburg financial statements for the fiscal years ended June 30, 2017 and 2016. The Foundation is a separate, private, nonprofit organization that reports under FASB standards. As such, certain revenue recognition criteria and presentation features are different from GASB revenue recognition criteria and presentation features. No modifications have been made to the audited financial information as it is presented herein (See Note 15).

- b. *Basis of Accounting* — For financial reporting purposes, Parkersburg is considered a special-purpose government engaged only in business-type activities. Accordingly, Parkersburg's financial statements have been prepared on the accrual basis of accounting with a flow of economic resources measurement focus. Revenues are reported when earned and expenditures are reported when materials or services are received.
- c. *Cash and Cash Equivalents* — For purposes of the statement of net position, Parkersburg considers all highly liquid investments with an original maturity of three months or less to be cash equivalents.

Cash on deposit with the West Virginia Treasurer's Office (the "Treasurer") is deposited into the WV Money Market Pool, the WV Government Money Market Pool and the WV Short Term Bond Pool with the West Virginia Board of Treasury Investments (BTI). The amounts on deposit are available for immediate withdrawal and, accordingly, are presented as cash and cash equivalents in the accompanying financial statements.

Cash and cash equivalents also include cash in bank accounts and cash on hand.

- d. *Appropriations Due from Primary Government* — For financial reporting purposes, appropriations due from the State are presented separate from cash and cash equivalents, as amounts are not specific deposits with the Treasurer, but are obligations of the State.
- e. *Accounts Receivable* — Accounts receivable primarily includes amounts due from students for tuition and fees, amounts due from sponsoring agencies for grants and contracts, and other miscellaneous receivables.
- f. *Allowance for Doubtful Accounts* — It is Parkersburg’s policy to provide for future losses on uncollectible accounts receivable based on an evaluation of the underlying account, the historical collectibility experienced by Parkersburg on such balances, and such other factors which, in Parkersburg’s judgment, require consideration in estimating doubtful accounts.
- g. *Inventories* — Inventories are stated at the lower-of-cost or market, cost being determined on the first-in, first-out method.
- h. *Noncurrent Cash and Cash Equivalents* — Cash that is (1) externally restricted to make debt service payments or (2) to purchase capital or other noncurrent assets is classified as a noncurrent asset in the statement of net position.
- i. *Capital Assets* — Capital assets include property, plant, and equipment, books and materials that are part of a catalogued library, and infrastructure assets. Capital assets are stated at cost at the date of acquisition or construction, or fair market value at the date of donation in the case of gifts. The capital assets transferred in were recorded at net book value. Depreciation is computed using the straight-line method over the estimated useful lives of the assets, generally 15 to 50 years for buildings, infrastructure, and land improvements, 3 to 15 years for furniture, equipment, and library books. Parkersburg’s capitalization threshold for equipment is \$5,000.
- j. *Unearned Revenue* — Revenue for programs or activities to be conducted primarily in the next fiscal year are classified as unearned revenue, including items such as tuition, orientation fees, financial aid deposits, and advance payments on sponsored awards.
- k. *Compensated Absences and Other Post Employment Benefits (OPEB)* — GASB provides for the measurement, recognition, and display of OPEB expenditures, assets, and liabilities, including applicable note disclosures and required supplementary information. During fiscal year 2006, House Bill No. 4654 was established to create a trust fund for post employment benefits for the State of West Virginia (the “State”). Parkersburg is required to participate in this multiple employer, cost-sharing plan, the West Virginia Retiree Health Benefit Trust Fund, sponsored by the State of West Virginia. Details regarding this plan and its stand-alone financial statements can be obtained by contacting the West Virginia Public Employees Insurance Agency (PEIA), State Capitol Complex, Building 5, Room 1001, 1900 Kanawha Boulevard, East, Charleston WV 25305-0710 or <http://www.wvpeia.com>.

GASB requires entities to accrue for employees’ rights to receive compensation for vacation leave, or payments in lieu of accrued vacation or sick leave, as such benefits are earned and payment becomes probable. Parkersburg’s full-time employees earn up to two vacation leave days for each month of service and are entitled to compensation for accumulated, unpaid vacation leave upon termination. Full-time employees also earn 1-1/2 sick leave days for each month of service and are entitled to extend their health or life insurance coverage upon retirement in lieu of accumulated, unpaid sick leave. Generally,

two days of accrued sick leave extend health insurance for one month of single coverage and three days extend health insurance for one month of family coverage. Employees hired prior to July 1, 1988 and participating in PEIA on and prior to July 1, 1988 are eligible for 100% premium paid retiree health and basic life insurance based on accumulated premium credits. For employees hired after July 1, 1988, or who were hired before July 1, 1988 but did not choose such coverage until after 1988 but before July 1, 2001, the employee shares in the cost of the extended benefit coverage to the extent of 50% of the premium required for the extended coverage. Employees hired on or after July 1, 2001 no longer receive sick leave credit toward insurance premiums when they retire. Additionally, all retirees have the option to purchase continued coverage regardless of their eligibility for premium credits. This liability is now provided for under the multiple employer, cost sharing plan sponsored by the State (See Note 7).

Certain faculty employees (generally those with less than a 12-month contract) earn a similar extended health or life insurance coverage retirement benefit based on years of service. Generally 3-1/3 years of teaching service extend health insurance for one year of single coverage and five years extend health insurance for one year of family coverage. Faculty hired after July 1, 2009 will no longer receive years of service credit toward insurance premiums when they retire. Employees hired on or after July 1, 2010 receive no health insurance premium subsidy from Parkersburg. Two groups of employees hired after July 1, 2010 will not be required to pay the unsubsidized rate: 1) active employees who were originally hired before July 1, 2010, who have a break in service of fewer than two years after July 1, 2010; and 2) retired employees had an original hire date prior to July 1, 2010 may return to active employment. In those cases, the original hire date may apply.

The estimated expense incurred for vacation leave or OPEB benefits is recorded as a component of benefits expense on the statement of revenues, expenses, and changes in net position.

- l. *Noncurrent Liabilities* — Noncurrent liabilities include (1) notes payable and capital lease obligations with contractual maturities greater than one year; and (2) estimated amounts for OPEB liability, net pension liability, and other liabilities that will not be paid within the next fiscal year.
- m. *Net Pension Liability* — For purposes of measuring the net pension liability, deferred outflows of resources and deferred inflows of resources related to pensions, and pension expense, information about the fiduciary net position of the West Virginia Teachers' Retirement System (TRS), administered by the West Virginia Consolidated Public Retirement Board (CPRB), and additions to/reductions from the TRS fiduciary net position have been determined on the same basis as they are reported in the TRS financial statements, which can be found at <https://www.wvretirement.com/Publications.html#CAFR>. The plan schedules of TRS are prepared using the accrual basis of accounting and economic resources measurement focus in accordance with U.S. GAAP as prescribed by GASB. Employer contributions are recognized when due and the employer has a legal requirement to provide the contributions. Investments are reported at fair value. Detailed information on investment valuation can be found in the TRS financial statements. Management of TRS has made certain estimates and assumptions relating to employer allocation schedules, and actual results could differ. (See Note 8.)

n. *Net Position* — GASB establishes standards for external financial reporting for public colleges and universities and require that the financial statements be presented on a basis to focus on Parkersburg as a whole. The components of net position are classified according to external donor restrictions or availability of assets for satisfaction of Parkersburg’s obligations. Parkersburg’s components of net position are classified as follows:

- *Net investment in capital assets* — This represents Parkersburg’s total investment in capital assets, net of accumulated depreciation and outstanding debt obligations related to those capital assets. To the extent debt has been incurred but not yet expended for capital assets, such amounts are not included as a component of net investment in capital assets, net of related debt.
- *Restricted, expendable* — This includes resources in which Parkersburg is legally or contractually obligated to spend resources in accordance with restrictions imposed by external third parties.

The West Virginia Legislature (the “Legislature”), as a regulatory body outside the reporting entity, has restricted the use of certain funds by Article 10, *Fees and Other Money Collected at State Institutions of Higher Education* of the West Virginia State Code. House Bill 101, passed in March 2004, simplified the tuition and fees restrictions to auxiliaries and capital items. These activities are fundamental to the normal ongoing operations of Parkersburg. These restrictions are subject to change by future actions of the Legislature. At June 30, 2017 and 2016, Parkersburg had no restricted balances remaining in these funds.

- *Restricted, nonexpendable* — This includes endowment and similar type funds which donors or other outside sources have stipulated, as a condition of the gift instrument, that the principal is to be maintained inviolate and in perpetuity, and invested for the purpose of producing present and future income, which may either be expended or added to principal.
- *Unrestricted* — This includes resources that are not subject to externally imposed stipulations. Such resources represent resources derived from student tuition and fees (not restricted as to use), state appropriations and sales and services of educational activities. This component is used for transactions relating to the educational and general operations of Parkersburg, and may be designated for specific purposes by action of the Board.

o. *Classification of Revenues* — Parkersburg has classified its revenues according to the following criteria:

- *Operating revenues* — Operating revenues include activities that have the characteristics of exchange transactions, such as (1) student tuition and fees, net of scholarship discounts and allowances, (2) sales and services of auxiliary enterprises, net of scholarship discounts and allowances, (3) most federal, state, local, and nongovernmental grants and contracts, and (4) sales and services of educational activities.

Other operating revenues include revenue from leasing of Parkersburg’s academic bookstore and retail store to Barnes & Noble College Bookstores, Inc., rental fees, commissions, and other miscellaneous revenues.

- *Nonoperating revenues* — Nonoperating revenues include activities that have the characteristics of non-exchange transactions, such as gifts and contributions and other revenues that are defined as nonoperating revenues by GASB, such as state appropriations, Federal Pell grants, investment income and sale of capital assets (including natural resources).
 - *Other revenues* — Other revenues consist primarily of capital grants and gifts.
- p. *Use of Restricted Net Position* — Parkersburg has not adopted a formal policy regarding whether to first apply restricted or unrestricted resources when an expense is incurred for purposes for which both restricted and unrestricted components of net position are available. Generally, Parkersburg attempts to utilize restricted components of net position first when practicable. Parkersburg did not have any designated components of net position as of June 30, 2017 and 2016.
- q. *Scholarship Allowances* — Student tuition and fee revenues, and certain other revenues from students, are reported net of scholarship allowances in the statement of revenues, expenses, and changes in net position. Scholarship allowances are the difference between the stated charge for goods and services provided by Parkersburg, and the amount that is paid by students and/or third parties making payments on the student's behalf.

Financial aid to students is reported in the financial statements under the alternative method as prescribed by the National Association of College and University Business Officers (NACUBO). Certain aid, such as loans and funds provided to students as awarded by third parties, is accounted for as a third-party payment (credited to the student's account as if the student made the payment). All other aid is reflected in the financial statements as operating expenses, or scholarship allowances, which reduce revenues. The amount reported as operating expense represents the portion of aid that was provided to the student in the form of cash. Scholarship allowances represent the portion of aid provided to the student in the form of reduced tuition. Under the alternative method, these amounts are computed on a college basis by allocating the cash payments to students, excluding payments for services, on the ratio of total aid to the aid not considered to be third-party aid.

- r. *Federal Financial Assistance Programs* — Parkersburg makes loans to students under the Federal Stafford Loan Program. Under this program, the U.S. Department of Education makes interest subsidized and nonsubsidized loans directly to students, through institutions like Parkersburg. Federal Stafford loan receivables are not included in Parkersburg's statement of net position, as the loans are repayable directly to the U.S. Department of Education. Parkersburg made awards of \$5.9 million and \$6.0 million in fiscal year 2017 and 2016, respectively, under the Federal Stafford Loan Program on behalf of the U.S. Department of Education; these amounts are not included as revenues and expenses on the statement of revenues, expenses, and changes in net position.

Parkersburg distributes student financial assistance funds on behalf of the federal government to students under the federal Pell Grant, Supplemental Educational Opportunity Grant, and College Work Study programs. The activity of these programs is recorded in the accompanying financial statements. In fiscal year 2017 and 2016, Parkersburg received and disbursed approximately \$5.4 million and \$5.7 million, respectively, under these federal student aid programs.

- s. *Government Grants and Contracts* — Government grants and contracts normally provide for the recovery of direct and indirect costs, subject to audit. Parkersburg recognizes revenue associated with direct costs as the related costs are incurred. Recovery of related indirect costs is generally recorded at fixed rates negotiated for a period of one to three years.
- t. *Income Taxes* — Parkersburg is exempt from income taxes, except for unrelated business income, as a nonprofit organization under federal income tax laws and regulations of the Internal Revenue Service.
- u. *Deferred Outflows of Resources* — Consumption of net position by Parkersburg that is applicable to a future fiscal year is reported as a deferred outflow of resources on the statement of net position. As of June 30, 2017 and 2016, Parkersburg had deferred outflows of resources related to pensions of \$72,000 and \$33,000, respectively (see Note 8).
- v. *Deferred Inflows of Resources* — Acquisition of net position by Parkersburg that is applicable to a future fiscal year is reported as a deferred inflow of resources on the statement of net position. As of June 30, 2017 and 2016, Parkersburg had deferred inflows related to pensions of \$6,000 and \$13,000, respectively (see Note 8).
- w. *Risk Management* — The State’s Board of Risk and Insurance Management (BRIM) provides general liability, property and auto insurance coverage, to Parkersburg and its employees. Such coverage is provided to Parkersburg by BRIM through a self-insurance program maintained by BRIM for general liability and auto insurance coverage. BRIM maintains a self-insurance program to pay the first \$1,000,000 of each property insurance claim and purchases excess property insurance from the commercial insurance market to cover individual claims that exceed \$1,000,000. The BRIM self-insurance programs may involve experience and exposure related premiums.

BRIM engages an independent actuary to assist in the determination of its premiums so as to minimize the likelihood of premium adjustments to Parkersburg or other participants in BRIM’s insurance programs. As a result, management does not expect significant differences between the premiums Parkersburg is currently charged by BRIM and the ultimate cost of that insurance based on Parkersburg’s actual loss experience. In the event such differences arise between estimated premiums currently charged by BRIM to Parkersburg and Parkersburg’s ultimate actual loss experience, the difference will be recorded, as the change in estimate becomes known.

- x. *Use of Estimates* — The preparation of financial statements in conformity with accounting principles generally accepted in the United States of America requires management to make estimates and assumptions that affect the reported amounts of assets and liabilities and disclosure of contingent assets and liabilities at the date of the financial statements and the reported amounts of revenues and expenditures during the reporting period. Actual results could differ from those estimates.
- y. *Risks and Uncertainties* — Parkersburg utilizes various investment instruments that are exposed to risks, such as interest rate, credit, and overall market volatility. Due to the level of risk associated with certain investment securities, it is reasonably possible that changes in the fair values of investment securities will occur in the near term and that such changes could materially affect the amounts reported in the financial statements and accompanying notes.

- z. *Newly Adopted Statements Issued by the GASB* – Parkersburg has implemented GASB Statement No. 74, “*Financial Reporting for Postemployment Benefit Plans Other Than Pension Plans*”. This statement establishes financial reporting standards for state and local governmental other postemployment benefit plans – defined benefit plans and defined contribution plans – that are administered through trusts or equivalent arrangements that meet certain criteria. This statement also establishes financial reporting standards for governments that hold assets accumulated for purposes of providing other postemployment benefits through defined benefit plans that are not administered through trusts or equivalent arrangements that meet certain criteria. The adoption of this statement did not have a material impact on the financial statements.

Parkersburg has implemented GASB Statement No. 77, “*Tax Abatement Disclosures*”. This statement establishes financial reporting standards for tax abatement agreements entered into by state and local governments. The adoption of this statement did not have a material impact on the financial statements.

Parkersburg also implemented Statement No. 80, “*Blending Requirements for Certain Component Units*”. This statement amends the blending requirements for the financial presentation of component units of all state and local governments established in Statement No. 14, “*The Financial Reporting Entity*”, as amended. The additional criterion requires blending of a component unit incorporated as a not-for-profit corporation in which the primary government is the sole corporate member. The additional criterion does not apply to component units included in the financial reporting entity pursuant to the provisions of Statement No. 39, “*Determining Whether Certain Organizations Are Component Units*”. The adoption of this statement did not have a material impact on the financial statements.

Parkersburg has early implemented Statement No. 81, “*Irrevocable Split-Interest Agreements*”, which is effective for fiscal years beginning after December 15, 2016. This statement establishes recognition and measurement requirements for irrevocable split-interest agreements created through trusts – or other legally enforceable agreements with characteristics that are equivalent to irrevocable split-interest agreements – in which a donor irrevocably transfers resources to an intermediary. The intermediary administers these resources for the unconditional benefit of a government or at least one other beneficiary. The adoption of this statement did not have a material impact on the financial statements.

Parkersburg has also implemented Statement No. 82, “*Pension Issues*”. This statement establishes accounting and financial reporting requirements for pensions provided to employees of state or local governmental employers. This statement also establishes financial reporting requirements for pension plans administered through trusts that meet the criteria in Statement No. 67. The adoption of this statement did not have a material impact on the financial statements.

Parkersburg has also early implemented Statement No. 86, “*Certain Debt Extinguishment Issues*”, which is effective for fiscal years beginning after June 15, 2017. This statement establishes accounting and financial reporting for in-substance defeasance transactions in which cash and other monetary assets acquired with only existing resources are placed in an irrevocable trust for the purpose of extinguishing debt. This statement also amends accounting and financial reporting requirements for prepaid insurance associated with debt that is extinguished, whether through a legal extinguishment or through an in-substance defeasance, regardless of how the cash and other monetary assets were

acquired. The adoption of this statement did not have a material impact on the financial statements.

- aa. *Recent Statements Issued by the GASB* – The GASB has issued Statement No. 75, “*Accounting and Financial Reporting for Postemployment Benefits Other Than Pensions*”, which is effective for fiscal years beginning after June 15, 2017. This statement establishes standards of accounting and financial reporting for defined benefit other postemployment benefits and defined contribution other postemployment benefits that are provided to the employees of state and local governmental employers through other postemployment benefit plans that are administered through trusts or equivalent arrangements that meet certain criteria. This statement also establishes standards of accounting and financial reporting for defined benefit other postemployment benefits and defined contribution other postemployment benefits that are provided to the employees of state and local governmental employers through other postemployment benefit plans that are not administered through trusts that meet certain criteria. Parkersburg has not yet determined the effect that the adoption of GASB Statement No. 75 may have on its financial statements.

The GASB has also issued Statement No. 83, “*Certain Asset Retirement Obligations*”, which is effective for fiscal years beginning after June 15, 2018. This statement establishes accounting and financial reporting for certain asset retirement obligations. Parkersburg has not yet determined the effect that the adoption of GASB Statement No. 83 may have on its financial statements.

The GASB has also issued Statement No. 84, “*Fiduciary Activities*”, which is effective for fiscal years beginning after December 15, 2018. This statement establishes standards of accounting and financial reporting for fiduciary activities. Parkersburg has not yet determined the effect that the adoption of GASB Statement No. 84 may have on its financial statements.

The GASB has also issued Statement No. 85, “*Omnibus 2017*”, which is effective for fiscal years beginning after June 15, 2017. This statement establishes accounting and financial reporting requirements for blending component units, goodwill, fair value measurement and application, and postemployment benefits (pensions and other postemployment benefits). Parkersburg has not yet determined the effect that the adoption of GASB Statement No. 85 may have on its financial statements.

The GASB has also issued Statement No. 87, “*Leases*”, which is effective for fiscal years beginning after December 15, 2019. This statement establishes accounting and financial reporting for leases by lessees and lessors. This statement requires recognition of certain lease assets and liabilities for leases that previously were classified as operating leases. It establishes a single model for lease accounting based on the principle that leases are financings of the right to use an underlying asset. Under this statement, a lessee is required to recognize a lease liability and an intangible right-to-use lease asset, and a lessor is required to recognize a lease receivable and a deferred inflow of resources. Parkersburg has not yet determined the effect that the adoption of GASB Statement No. 87 may have on its financial statements.

3. CASH AND CASH EQUIVALENTS

The composition of cash and cash equivalents was as follows at June 30 (dollars in thousands):

	<u>2017</u>	<u>2016</u>
Cash on deposit with the Treasurer	\$ 16,443	\$ 14,826
Cash in Bank	29	85
Cash on Hand	-	1
	<u>\$ 16,472</u>	<u>\$ 14,912</u>

Cash on deposit with the Treasurer. Amounts with the Treasurer as of June 30, 2017 and 2016 include deposits in the State Treasury bank account and the WV Money Market Pool, the WV Government Money Market Pool and the WV Short Term Bond Pool.

Deposits in the WV Money Market Pool, the WV Government Money Market Pool and the WV Short Term Bond Pool are pooled by the Treasurer with other available funds of the State for investment purposes by the West Virginia Board of Treasury Investments (the BTI). These funds are transferred to the BTI, and the BTI invests in accordance with West Virginia Code, policies set by the BTI, provisions of bond indentures and trust agreements when applicable. Fair value and investment income are allocated to participants in the pools based upon the funds that have been invested. Balances in the investment pools are recorded at fair value or amortized cost which approximates fair value. Fair value is determined by a third-party pricing service based on asset portfolio pricing models and other sources in accordance with GASB. The BTI was established by the Legislature and is subject to oversight by the Legislature. The amounts on deposit are available for immediate withdrawal and, accordingly, are presented as cash and cash equivalents in the accompanying financial statements.

Cash in Bank. The carrying amount of cash in the bank at June 30, 2017 and June 30, 2016 was approximately \$29,000 and \$85,000, respectively, as compared with the bank balance of approximately \$48,000 and \$127,000, respectively. The difference is primarily caused by outstanding checks and items in transit. Bank accounts are FDIC insured up to \$250,000 per Federal Employer Identification Number and they are collateralized by securities held by the bank in the name of the State.

Cash on Hand. Imprest funds approved by the Treasurer comprise the cash on hand.

Credit Risk

Credit risk is the risk that an issuer or other counterparty to an investment will not fulfill its obligations. The following table provides information on the Standard & Poor's rating of the investment pools as of June 30:

External Pool	2017		2016	
	Carrying Value (In Thousands)	S & P Rating	Carrying Value (In Thousands)	S & P Rating
WV Money Market Pool	\$ 1,780,967	AAAm	\$ 1,556,503	AAAm
WV Government Money Market Pool	202,070	AAAm	190,160	AAAm
WV Short Term Bond Fund	753,731	Not Rated	791,149	Not Rated

4. ACCOUNTS RECEIVABLE

Accounts receivable were as follows at June 30 (dollars in thousands):

	2017	2016
Student tuition and fees, net of allowances for doubtful accounts of \$174 and \$224	\$ 32	\$ 142
Grants and contracts receivable	116	159
Due from other State agencies	11	24
Other	175	45
	<u>\$ 334</u>	<u>\$ 370</u>

In November 2009, Parkersburg changed the payroll method for all non-exempt benefit-eligible employees from current payroll to payroll in arrears. In September 2014, all other employees remaining on current payroll were moved to payroll in arrears. For both groups of employees, Parkersburg issued a "no hardship payment" to cover the transition period from current payroll to arrears payroll. Upon termination, the net amount of the "no hardship payment" will be deducted from the employee's last paycheck. This "no hardship payment" is recorded as other noncurrent accounts receivable on the statement of net position.

5. CAPITAL ASSETS

Balances and changes in capital assets were as follows at June 30 (dollars in thousands):

2017	Beginning			Ending
	Balance	Additions	Reductions	Balance
Capital assets not being depreciated:				
Land	\$ 1,349	\$ -	\$ -	\$ 1,349
Construction in progress	68	1,934	(943)	1,059
Total capital assets not being depreciated	<u>\$ 1,417</u>	<u>\$ 1,934</u>	<u>\$ (943)</u>	<u>\$ 2,408</u>
Other capital assets:				
Land improvements	\$ 473	\$ 184	\$ -	\$ 657
Buildings	34,283	755	-	35,038
Equipment	2,466	341	-	2,807
Library books	2,204	76	(3)	2,277
Software	6	-	-	6
Infrastructure	1,805	-	-	1,805
Total other capital assets	41,237	1,356	(3)	42,590
Less accumulated depreciation for:				
Land improvements	(177)	(33)	-	(210)
Buildings	(12,327)	(695)	-	(13,022)
Equipment	(1,598)	(190)	-	(1,788)
Library books	(2,080)	(33)	3	(2,110)
Software	(5)	-	-	(5)
Infrastructure	(1,756)	(11)	-	(1,767)
Total accumulated depreciation	<u>(17,943)</u>	<u>(962)</u>	<u>3</u>	<u>(18,902)</u>
Other capital assets, net	<u>\$ 23,294</u>	<u>\$ 394</u>	<u>\$ -</u>	<u>\$ 23,688</u>
Capital Assets Summary:				
Capital assets not being depreciated	\$ 1,417	\$ 1,934	\$ (943)	\$ 2,408
Other capital assets	41,237	1,356	(3)	42,590
Total cost of capital assets	42,654	3,290	(946)	44,998
Less accumulated depreciation	(17,943)	(962)	3	(18,902)
Capital assets, net	<u>\$ 24,711</u>	<u>\$ 2,328</u>	<u>\$ (943)</u>	<u>\$ 26,096</u>

2016	Beginning Balance	Additions	Reductions	Ending Balance
Capital assets not being depreciated:				
Land	\$ 1,349	\$ -	\$ -	\$ 1,349
Construction in progress	124	1,233	(1,289)	68
Total capital assets not being depreciated	<u>\$ 1,473</u>	<u>\$ 1,233</u>	<u>\$ (1,289)</u>	<u>\$ 1,417</u>
Other capital assets:				
Land improvements	\$ 473	\$ -	\$ -	\$ 473
Buildings	36,588	1,267	(3,572)	34,283
Equipment	3,150	90	(774)	2,466
Library books	2,118	86	-	2,204
Software	6	-	-	6
Infrastructure	1,805	-	-	1,805
Total other capital assets	<u>44,140</u>	<u>1,443</u>	<u>(4,346)</u>	<u>41,237</u>
Less accumulated depreciation for:				
Land improvements	(145)	(32)	-	(177)
Buildings	(11,892)	(725)	290	(12,327)
Equipment	(2,086)	(199)	687	(1,598)
Library books	(2,055)	(25)	-	(2,080)
Software	(4)	(1)	-	(5)
Infrastructure	(1,745)	(11)	-	(1,756)
Total accumulated depreciation	<u>(17,927)</u>	<u>(993)</u>	<u>977</u>	<u>(17,943)</u>
Other capital assets, net	<u>\$ 26,213</u>	<u>\$ 450</u>	<u>\$ (3,369)</u>	<u>\$ 23,294</u>
Capital Assets Summary:				
Capital assets not being depreciated	\$ 1,473	\$ 1,233	\$ (1,289)	\$ 1,417
Other capital assets	44,140	1,443	(4,346)	41,237
Total cost of capital assets	45,613	2,676	(5,635)	42,654
Less accumulated depreciation	(17,927)	(993)	977	(17,943)
Capital assets, net	<u>\$ 27,686</u>	<u>\$ 1,683</u>	<u>\$ (4,658)</u>	<u>\$ 24,711</u>

Parkersburg maintains certain collections of inexhaustible assets to which no value can be practically determined. Accordingly, such collections are not capitalized or recognized for financial statement purposes. Such collections include contributed works of art, historical treasures and literature that are held for exhibition, education, research and public service. These collections are neither disposed of for financial gain nor encumbered in any means.

Parkersburg capitalized interest on borrowings, net of interest earned on related debt of approximately \$21,000 and \$27,000 during fiscal years 2017 and 2016, respectively.

6. LONG-TERM LIABILITIES

Balances and changes in long-term liabilities were as follows at June 30 (dollars in thousands):

2017	<u>Beginning Balance</u>	<u>Additions</u>	<u>Reductions</u>	<u>Ending Balance</u>	<u>Due within One Year</u>
Other post employment benefits liability	\$ 5,196	\$ 117	\$ -	\$ 5,313	
Net pension liability	144	50	-	194	
Leases payable	-	18	-	18	\$ 8
Note payable to West Virginia University	2,282	-	(259)	2,023	277
Notes payable to the Commission	301	450	(172)	579	177
Total long-term liabilities	<u>\$ 7,923</u>	<u>\$ 635</u>	<u>\$ (431)</u>	<u>\$ 8,127</u>	

2016	<u>Beginning Balance</u>	<u>Additions</u>	<u>Reductions</u>	<u>Ending Balance</u>	<u>Due within One Year</u>
Other post employment benefits liability	\$ 4,949	\$ 247	\$ -	\$ 5,196	
Net pension liability	135	9	-	144	
Note payable to West Virginia University	2,518	-	(236)	2,282	\$ 259
Notes payable to the Commission	468	-	(167)	301	127
Total long-term liabilities	<u>\$ 8,070</u>	<u>\$ 256</u>	<u>\$ (403)</u>	<u>\$ 7,923</u>	

7. OTHER POST EMPLOYMENT BENEFITS

In accordance with GASB, OPEB costs are accrued based upon invoices received from PEIA based upon actuarial determined amounts. At June 30, 2017, 2016, and 2015, the noncurrent liability related to OPEB was \$5,313,299, \$5,196,349, and \$4,948,884, respectively. The total OPEB expense incurred and the amount of OPEB expense that relates to retirees were \$520,092 and \$406,698 respectively, during 2017, \$663,843 and \$423,174, respectively, during 2016, and \$648,722 and \$418,689, respectively, during 2015. As of the years ended June 30, 2017, 2016, and 2015, there were 34, 30, and 28 retirees, respectively, receiving these benefits.

8. DEFINED BENEFIT PENSION PLAN

Some employees of Parkersburg are enrolled in a defined benefit pension plan, the West Virginia Teachers' Retirement System (TRS), which is administered by the West Virginia Consolidated Public Retirement Board (CPRB).

Following is Parkersburg's pension liability, deferred outflows of resources and deferred inflows of resources related to pensions, revenues, and the pension expense and expenditures for the fiscal years ended June 30, (dollars in thousands):

	2017		2016
Net Pension Liability	\$	194	\$ 144
Deferred Outflows of Resources		72	33
Deferred Inflows of Resources		6	13
Revenues		35	25
Pension Expense		58	35
Contributions Made by the University		17	18

TRS

Plan Description

TRS is a multiple employer defined benefit cost sharing public employee retirement system providing retirement benefits as well as death and disability benefits. It covers all full-time employees of the 55 county public school systems in the State and certain personnel of the 13 State-supported institutions of higher education, State Department of Education and the Higher Education Policy Commission hired prior to July 1, 1991. Employees of the State-supported institutions of higher education and the Higher Education Policy Commission hired after June 30, 1991, are required to participate in the Higher Education Retirement System. TRS closed membership to new hires effective July 1, 1991.

TRS is considered a component unit of the State for financial reporting purposes, and, as such, its financial report is also included in the State's Comprehensive Annual Financial Report. TRS issues a publicly available comprehensive annual financial report that includes financial statements and required supplementary information for the plan. A copy of the report may be obtained from the TRS website at <https://www.wvretirement.com/Publications.html#CAFR>

Benefits Provided

TRS provides retirement, death, and disability benefits. A member is eligible for normal retirement at age 60 with five years of service, age 55 with 30 years of service or any age with 35 years of service. A member may retire with 30 years of credited service at any age with the pension reduced actuarially if the member retires before age 55. All members hired after July 1, 2015 may retire with the pension reduced actuarially if the member is between ages 60 and 62 with 10 years of service or between ages 55 and 62 with 30 years of service. Terminated members with at least five, but less than 20, years of credited service who do not withdraw their accumulated contributions are entitled to a deferred retirement commencing at age 62. For all employees hired after July 1, 2015, this age increases to 64.

Retirement benefits are equivalent to 2% of average annual salary multiplied by years of service. Average salary is the average of the 5 highest fiscal years of earnings during the last 15 fiscal years of earnings. Chapter 18, Article 7A of the West Virginia State Code assigns the authority to establish and amend the provisions of the plan, including contribution rates, to the Legislature.

Contributions

The funding objective of the CPRB pension trust funds is to meet long-term benefit requirements through contributions, which remain relatively level as a percent of member payroll over time, and through investment earnings. Contribution requirements are set by CPRB. A member who withdraws from service for any cause other than death or retirement may request that the accumulated employee contributions plus interest be refunded.

Member Contributions: TRS funding policy provides for member contributions based on 6% of members' gross salary. Contributions as a percentage of payroll for members and employers are established by State law and are not actuarially determined.

Employer Contributions: Employers make the following contributions:

The State (including institutions of higher education) contributes:

1. 15% of gross salary of their State-employed members hired prior to July 1, 1991;
2. 15% of School Aid Formula (SAF) covered payroll of county-employed members;
3. 7.5% of SAF-covered payroll on members of the TDCRS;
4. A certain percentage of fire insurance premiums paid by State residents; and
5. Under WV State code section 18-9-A-6a, beginning in fiscal year 1996, an amount determined by the State Actuary as being needed to eliminate the TRS unfunded liability within 40 years of June 30, 1994. As of June 30, 2016, Parkersburg's proportionate share attributable to this special funding subsidy was \$32,829. As of June 30, 2015, Parkersburg's proportionate share attributable to this special funding subsidy was \$23,244.

Parkersburg's contributions to TRS for the years ended June 30, 2017, 2016, and 2015, were approximately \$17,000, \$18,000, and \$19,000, respectively.

Assumptions

For the year ended June 30, 2017, the total pension liabilities for financial reporting purposes were determined by actuarial valuations as of July 1, 2015 and rolled forward to June 30, 2016. For the year ended June 30, 2016, total pension liabilities for financial reporting purposes were determined by actuarial valuations as of July 1, 2014 and rolled forward to June 30, 2015. The following actuarial assumptions were used and applied to all periods included in the measurement:

- Actuarial cost method: Entry age normal cost with level percentage of payroll.
- Asset valuation method: Investments are reported at fair (market) value.

- Amortization method and period: Level dollar, fixed period over 40 years, from July 1, 1994 through fiscal year 2034.
- Investment rate of return of 7.50%, net of pension plan administrative and investment expenses.
- Projected salary increases: Teachers 3.00–6.00% and non-teachers 3.00–6.50%, based on age.
- Inflation rate of 3.0%.
- Discount rate of 7.50%
- Mortality rates based on RP-2000 Mortality Tables.
- Withdrawal rates: Teachers 1.2-35% and non-teachers 1.4-24.75%.
- Disability rates: 0-0.704%
- Retirement age: An age-related assumption is used for participants not yet receiving payments.
- Retirement rates: 0-100%
- Ad hoc cost-of-living increases in pensions are periodically granted by the Legislature. However, the retirement system makes no automatic provision for such increases.

Experience studies are performed at least once in every five-year period. The most recent experience study covered the period from July 1, 2005 to June 30, 2010. These assumptions will remain in effect for valuation purposes until such time as the CPRB adopts revised assumptions.

The long-term expected rate of return on pension plan investments was determined using a building-block method in which best-estimate ranges of expected future real rates of return (expected returns, net of pension plan investment expense and inflation) are developed for each major asset class. These ranges are combined to produce the long-term expected rate of return by weighting the expected future real rates of return by the target asset allocation percentage and by adding expected inflation. Best estimates of the long-term arithmetic real rates of return for each major asset class included in TRS' target asset allocation as of June 30, 2017 and June 30, 2016 are summarized below.

2017		
Asset Class	Long-term Expected Real Rate of Return	Target Allocation
Domestic equity	7.0%	27.5%
International equity	7.7%	27.5%
Core fixed income	2.7%	15.0% *
High-yield fixed income	5.5%	
TIPS	2.7%	0.0%
Real estate	7.0%	10.0%
Private equity	9.4%	10.0%
Hedge funds	4.7%	10.0%

* Core and high-yield fixed income securities have a combined target allocation of 15.0%.

2016

Asset Class	Long-term Expected Real Rate of Return	Target Allocation
Domestic equity	7.0%	27.5%
International equity	7.7%	27.5%
Core fixed income	2.7%	15.0% *
High-yield fixed income	5.5%	
TIPS	2.7%	0.0%
Real estate	5.6%	10.0%
Private equity	9.4%	10.0%
Hedge funds	4.7%	10.0%
Cash	1.5%	0.0%

* Core and high-yield fixed income securities have a combined target allocation of 15.0%.

Discount rate. The discount rate used to measure the total TRS pension liability was 7.50%. The projection of cash flows used to determine the discount rate assumed that State contributions will continue to follow the current funding policy. Based on those assumptions, TRS’ fiduciary net position was projected to be available to make all projected future benefit payments of current plan members. Therefore, the long-term expected rate of return on TRS’ investments was applied to all periods of projected benefit payments to determine the total pension liability. In the event of benefit payments that are not covered by the pension plan’s fiduciary net position, a municipal bond rate of 3.73% is to be used to discount the benefit payments not covered by the plan’s fiduciary net position. The rate equals the S&P Municipal Bond 20 Year High Grade Rate Index at June 30, 2015.

Sensitivity of the net pension liability to changes in the discount rate. The following presents Parkersburg’s proportionate share of the TRS net pension liability as of June 30, 2017 and June 30, 2016 calculated using the discount rate of 7.50%, as well as what Parkersburg’s TRS net pension liability would be if it were calculated using a discount rate that is one percentage point lower (6.50%) or one percentage point higher (8.50%) than the current rate (dollars in thousands).

2017

	1% Decrease (6.50%)	Current Discount Rate (7.50%)	1% Increase (8.50%)
Net pension liability	\$ 246	\$ 194	\$ 150

2016

	1% Decrease (6.50%)	Current Discount Rate (7.50%)	1% Increase (8.50%)
Net pension liability	\$ 186	\$ 144	\$ 107

Pension Liabilities, Pension Expense, and Deferred Outflows of Resources and Deferred Inflows of Resources Related to Pensions

The TRS net pension liability as of June 30, 2017 was measured as of June 30, 2015 rolled forward to June 30, 2016, which is the measurement date. The total pension liability at June 30, 2017 was determined by an actuarial valuation as of July 1, 2015 and rolled forward to the measurement date.

The TRS net pension liability at June 30, 2016 was measured as of June 30, 2015. The total pension liability at June 30, 2016 was determined by an actuarial valuation as of July 1, 2014 and rolled forward to the measurement date.

At June 30, 2017, Parkersburg's proportionate share of the TRS net pension liability was \$564,000. Of this amount, Parkersburg recognized approximately \$194,000 as its proportionate share on the statement of net position. TRS measured the net pension liability as of June 30, 2015 rolled forward to June 30, 2016. The remainder of \$370,000 denotes Parkersburg's proportionate share of net pension liability attributable to the special funding.

At June 30, 2016, Parkersburg's proportionate share of the TRS net pension liability was \$472,000. Of this amount, Parkersburg recognized approximately \$144,000 as its proportionate share on the statement of net position. TRS measured the net pension liability as of June 30, 2015. The remainder of \$328,000 denotes Parkersburg's proportionate share of net pension liability attributable to the special funding.

The allocation percentage assigned to each participating employer and non-employer contributing entity is based on their proportionate share of employer and non-employer contributions to TRS for each of the fiscal years ended June 30, 2016 and 2015. Employer contributions are recognized when due. At June 30, 2016, Parkersburg's proportion was 0.004724%, a decrease of 0.000581% from its proportion of 0.004143% calculated as of June 30, 2015. At June 30, 2015, Parkersburg's proportion was 0.004143%, a decrease of 0.000218% from its proportion of 0.003925% calculated as of June 30, 2014.

For the year ended June 30, 2017, Parkersburg recognized TRS pension expense of \$57,338. Of this amount, \$22,832 was recognized as Parkersburg's proportionate share of the TRS expense, \$32,829 as the amount of pension expense attributable to special funding and \$1,677 as the pension expense related to a non-special funding from a non-employer contributing entity. The Parkersburg also recognized revenue of \$34,506 for support provided by the State.

For the year ended June 30, 2016, Parkersburg recognized TRS pension expense of \$35,397. Of this amount, \$10,665 was recognized as Parkersburg's proportionate share of the TRS expense and \$23,244 as the amount of pension expense attributable to special funding and \$1,488 as the pension expense related to non-special funding from a non-employer contributing entity. Parkersburg also recognized revenue of \$24,732 for support provided by the State.

For the years ended June 30, 2017 and 2016, Parkersburg recognized TRS pension expense of \$23,000 and \$11,000, respectively. Deferred outflows of resources and deferred inflows of resources related to the TRS pension are as follows at June 30, (dollars in thousands).

2017

	<u>Deferred Outflows of Resources</u>	<u>Deferred Inflows of Resources</u>
Changes in proportion and difference between employer contributions and proportionate share of contributions	\$ 29	\$ 5
Net difference between projected and actual investment earnings	16	-
Differences between expected and actual experience	2	1
Contributions after the measurement date	17	-
Changes in assumptions	8	-
	<u>\$ 72</u>	<u>\$ 6</u>

2016

	<u>Deferred Outflows of Resources</u>	<u>Deferred Inflows of Resources</u>
Changes in proportion and difference between employer contributions and proportionate share of contributions	\$ 15	\$ 6
Net difference between projected and actual investment earnings	-	6
Differences between expected and actual experience	-	1
Contributions after the measurement date	18	-
	<u>\$ 33</u>	<u>\$ 13</u>

Parkersburg will recognize the \$17,000 and \$18,000 reported as deferred outflows of resources resulting from pension contributions after the measurement date as a reduction of the TRS net pension liability in the years ended June 30, 2018 and 2017, respectively. Other amounts reported as deferred outflows of resources and deferred inflows of resources related to pensions will be recognized in TRS pension expense as follows.

Fiscal Year Ended	Amortization
June 30, 2018	\$ 9
June 30, 2019	9
June 30, 2020	13
June 30, 2021	13
June 30, 2022	5
	<u>\$ 49</u>

Payables to the Pension Plan

Parkersburg did not report any amounts payable for normal contributions to the TRS as of June 30, 2017 or 2016.

9. LEASES PAYABLE

- a. *Operating*—Future annual minimum lease payments on operating leases for years subsequent to June 30, 2017 are as follows (dollars in thousands):

	Fiscal Year	
	Ending June 30,	
	2018	\$ 33
	2019	5
	2020	2
Total		<u>\$ 40</u>

Total rent expense for these operating leases for the years ended June 30, 2017 and 2016 was approximately \$41,000 and \$48,000, respectively. Parkersburg does not have any non-cancelable leases.

- b. *Capital* — Parkersburg leases certain property, plant and equipment under capital leases. Future annual minimum lease payments and the present value of minimum lease payments on capital leases are as follows (dollars in thousands):

	Fiscal Year Ending June 30,	
	2018	\$ 9
	2019	8
	2020	<u>2</u>
Future minimum lease payments		19
Less interest		<u>(1)</u>
Total		18
Current Portion		<u>8</u>
Noncurrent Portion		<u>\$ 10</u>

The net book value of the leased assets were as follows as of June 30 (dollars in thousands):

	<u>2017</u>	<u>2016</u>
Equipment	\$ 23	\$ -
Less Accumulated Depreciation	<u>(3)</u>	<u>-</u>
Net Book Value	<u>\$ 20</u>	<u>\$ -</u>

10. NOTES PAYABLE

Energy Performance Contract – In 2008, the University entered into an agreement with Siemens Building Technologies, Inc. to perform Phase II of the Energy Performance contract. The contract was to install certain energy enhancement equipment in buildings on the University’s campuses, including Parkersburg. The cost of the contract was financed with a lease purchase agreement between the University and Suntrust Leasing Corporation (“Suntrust”).

Beginning in fiscal year 2009, when Parkersburg became a separate entity from the University, the Parkersburg portion of the Energy Performance Phase II lease purchase was reported on Parkersburg’s statement of net position as a lease payable.

During fiscal year 2012, the University issued the 2011 Series B and C bonds which in part paid off the Energy Performance Phase II lease purchase with Suntrust. After the bonds were issued, an agreement was entered into between the University and Parkersburg wherein Parkersburg agreed to continue to pay the University based on their portion of the original amortization schedule for the lease purchase with Suntrust. This source of funds is internally assigned by the University to pay the 2011 Series B and C bonds.

The original amount of the note related to Parkersburg was \$3,316,991 with an interest rate of 3.98%. The term of the note was 16 years with the last payment due in January 2024. The new agreement between the University and Parkersburg used the same terms. The outstanding note payable at June 30, 2017 and June 30, 2016 was \$2,022,928 and \$2,282,243, respectively. Interest incurred during fiscal years 2017 and 2016 was \$87,336 and \$97,101, respectively, and is recorded as interest on capital asset-related debt on the statement of revenues, expenses, and changes in net position.

The scheduled maturities of this note payable are as follows (dollars in thousands):

Fiscal Year Ending June 30,	
2018	\$ 277
2019	276
2020	287
2021	299
2022-2024	884
	<u>\$ 2,023</u>
Current Portion	277
Noncurrent Portion	<u>\$ 1,746</u>

Loans from Commission – In 2011, Parkersburg received a loan of \$400,000 from the Commission for the purpose of making improvements to the W. T. Grant building located in downtown Parkersburg, WV. The term of the note was 5 years with the last payment due in July 2017. The loan is interest free and payments are due semi-annually. The outstanding note payable at June 30, 2017 and June 30, 2016 was \$0 and \$40,000 (classified as current on the statement of net position), respectively.

In 2014, Parkersburg received a loan of \$435,000 from the Commission for an air quality and abatement project at the administration building. The term of the note was 5 years with the last payment due in February 2019. The loan is interest free and payments are due semi-annually. The outstanding note payable at June 30, 2017 and June 30, 2016 was \$174,000 and \$261,000, respectively.

The scheduled maturities of this note payable are as follows (dollars in thousands):

Fiscal Year Ending June 30,	
2018	\$ 87
2019	87
	<u>\$ 174</u>
Current Portion	87
Noncurrent Portion	<u>\$ 87</u>

In December 2016, Parkersburg received a loan of \$450,000 from the Commission for the replacement of three HVAC units and the refurbishment of another HVAC unit in the main building. The term of the note is five years and the last payment is due in January 2022. The loan is interest free and payments are due semi-annually. The outstanding note payable at June 30, 2017 was \$405,000. The scheduled maturities of this note payable are as follows (dollars in thousands):

Fiscal Year		
Ending June 30,		
2018	\$	90
2019		90
2020		90
2021		90
2022		45
	<u>\$</u>	<u>405</u>
Current Portion		<u>90</u>
Noncurrent Portion	<u>\$</u>	<u>315</u>

11. STATE SYSTEM OF HIGHER EDUCATION INDEBTEDNESS

Parkersburg is a State institution of higher education. It receives a State appropriation in partial support of its operations. In addition, Parkersburg is subject to the legislative and administrative mandates of State government. Those mandates affect all aspects of Parkersburg’s operations, its tuition and fee structure, its personnel policies and its administrative practices.

The State has chartered the Commission with the responsibility to construct or renovate, finance and maintain various academic and other facilities of the State’s universities and colleges, including certain facilities within the Council. Financing for these facilities was provided through revenue bonds issued by either the former Board of Regents, the former University System of West Virginia, the former State College System of West Virginia or the former Interim Governing Board (collectively, the “Boards”). These obligations administered by the Commission are the direct and total responsibility of the Commission, as successor to the former Boards.

The Commission assesses each public institution of higher education for funds to meet the payment of debt service on these various bonds. Certain tuition and registration fees (referred to as system fees) of the members of the former State University System are generally pledged as collateral for the Commission’s bond indebtedness. Student fees collected by the institution in excess of the debt service allocation are retained by the institution for internal funding of capital projects and maintenance. The bonds remain as a capital obligation of the Commission; however, effective June 30, 2002, an amount of principal related to each institution was reported as debt service assessment payable to the Commission by each institution and as a receivable by the Commission. During fiscal years 2017 and 2016, Parkersburg paid \$6,036 and \$3,158, respectively, to the Commission against the debt obligation. The amount due to the Commission at both June 30, 2017 and June 30, 2016 was \$0.

The Commission issued 2004 Series B Higher Education Facilities Revenue Bonds (the “HEPC 2004 B Bonds”) in August 2004 to provide funds for capital improvements at institutions of higher education throughout the State’s universities and colleges, including Parkersburg. In June 2012, a portion of the HEPC 2004 Bonds were advance refunded by the State of West Virginia Higher Education Policy Commission Revenue Refunding Bonds (Higher Education Facilities) 2012 Series A and Revenue Bonds (Higher Education Facilities) 2012 Series B Bonds (the “HEPC 2012 Bonds”). The HEPC 2004 B Bonds and the HEPC 2012 Bonds are secured by the pledge of higher education institutions’ tuition and registration fees as well as excess lottery revenues. The HEPC 2004 B Bonds and the HEPC 2012 Bonds are considered an indirect obligation of Parkersburg and the principal amount of the bonds related to Parkersburg is not reported as a payable to the Commission.

During December 2009, the Commission, on behalf of the Council, issued \$78,295,000 of Community and Technical Colleges Improvement Revenue Bonds, 2009 Series A (the “2009 Bonds”). The proceeds of the 2009 Bonds will be used to finance the acquisition, construction, equipping, or improvement of community and technical college facilities in West Virginia. The bond projects listed in the bond offering for the 2009 Bonds proposes bond funding of \$6,000,000 for Parkersburg. As of June 30, 2017 and June 30, 2016, respectively, \$6,676,445 (including interest income) and \$6,676,445 has been recognized by Parkersburg. State Lottery funds will be used to repay the debt.

12. UNRESTRICTED NET POSITION

Parkersburg did not have any designated unrestricted components of net position as of June 30, 2017 or 2016.

	2017	2016
Total unrestricted net position before OPEB liability	\$ 14,383	\$ 12,146
Less: OPEB liability	5,313	5,196
Less: Net pension liability	194	144
Total unrestricted net position	<u>\$ 8,876</u>	<u>\$ 6,806</u>

13. RETIREMENT PLANS

Substantially all full-time employees of Parkersburg participate in either TRS or the Teachers’ Insurance and Annuities Association—College Retirement Equities Fund (the TIAA-CREF). (See Note 8 for information regarding TRS.)

Effective January 1, 2003, higher education employees enrolled in the basic 401(a) retirement plan with TIAA-CREF have an option to switch to the Educators Money 401(a) basic retirement plan (Educators Money). New hires have the choice of either plan. Educators Money was a brand utilized by Great West Financial; this has since transitioned to Empower Retirement.

The TIAA-CREF and Empower Retirement are defined contribution plans in which benefits are based upon amounts contributed plus investment earnings. Each employee who elects to participate in these plans is required to make a contribution equal to 6% of total annual compensation. Parkersburg simultaneously matches the employees’ 6% contribution. Contributions are immediately and fully vested.

Contributions to the TIAA-CREF for each of the last three fiscal years were approximately as follows:

Fiscal Year Ending				
June 30,	<u>Parkersburg</u>	<u>Employees</u>	<u>Total</u>	
2017	\$ 545,000	\$ 545,000	\$ 1,090,000	
2016	571,000	571,000	1,142,000	
2015	597,000	597,000	1,194,000	

Contributions to the Empower Retirement for each of the last three fiscal years were approximately as follows:

Fiscal Year Ending				
June 30,	<u>Parkersburg</u>	<u>Employees</u>	<u>Total</u>	
2017	\$ 10,000	\$ 10,000	\$ 20,000	
2016	10,000	10,000	20,000	
2015	9,000	9,000	18,000	

Parkersburg’s total payroll for the years ended June 30, 2017, 2016, and 2015, was approximately \$10.8 million, \$11.1 million, and \$11.7 million, respectively, and total covered employees’ salaries in the TIAA-CREF and Empower Retirement were approximately \$9.1 million, and \$173,000 in fiscal year 2017, \$9.5 million and \$165,000 in fiscal year 2016, and \$10.0 million and \$149,000 in fiscal year 2015, respectively.

14. COMMITMENTS

Parkersburg had outstanding contractual commitments for construction and improvement of facilities of \$81,000 at June 30, 2017.

15. WVU AT PARKERSBURG FOUNDATION, INC.

The Foundation is a separate nonprofit organization incorporated in the State that has as its purpose “to provide, encourage and assist in the development and growth of Parkersburg and to render service and assistance to Parkersburg, its faculty, students, and alumni, and to the citizens of the State of West Virginia.” Oversight of the Foundation is the responsibility of an independently elected Board of Directors, not otherwise affiliated with Parkersburg. In carrying out its responsibilities, the Board of Directors of the Foundation forms policy and maintains fiscal accountability over funds administered by the Foundation. The Foundation’s financial statements are discretely presented as part of Parkersburg’s financial statements, as the net position of the Foundation are “entirely or almost entirely” for the use of Parkersburg, in accordance with GASB standards.

During the years ended June 30, 2017 and 2016, the Foundation contributed \$186,000 and \$199,000, respectively, to Parkersburg for grants and scholarships.

16. CONTINGENCIES

The nature of the educational industry is such that, from time to time, claims will be presented against colleges and universities on account of alleged negligence, acts of discrimination, breach of contract or disagreements arising from the interpretation of laws or regulations. While some of these claims may be for substantial amounts, they are not unusual in the ordinary course of providing educational services in a higher education system. In the opinion of management, all known claims are covered by insurance or are such that an award against Parkersburg would not impact seriously on the financial status of Parkersburg.

Under the terms of federal grants, periodic audits are required and certain costs may be questioned as not being appropriate expenditures under the terms of the grants. Such audits could lead to reimbursement to the grantor agencies. Management believes disallowances, if any, would not have a significant financial impact on Parkersburg's financial position.

Parkersburg owns various buildings that are known to contain asbestos. Parkersburg is not required by Federal, State or Local Law to remove the asbestos from its buildings. Parkersburg is required by Federal Environmental, Health and Safety Regulations to manage the presence of asbestos in the buildings in a safe condition. Significant problems of dangerous asbestos conditions are abated as the condition becomes known. Parkersburg also addresses the presence of asbestos as building renovation or demolition projects are undertaken and through asbestos operation and maintenance programs directed at containing, managing or operating with the asbestos in a safe condition.

**17. NATURAL CLASSIFICATIONS WITH FUNCTIONAL CLASSIFICATION
(Dollars in Thousands)**

Parkersburg's operating expenses by functional and natural classification are as follows:

Functional Classification	Year Ended June 30, 2017									
	Natural Classification					Natural Classification				
	Salaries & Wages	Benefits	Scholarships & Fellowships	Utilities	Supplies & Other Services	Depreciation	Assessments by the Commission	Service Agreement Expense	Total	
Instruction	\$ 6,839	\$ 1,784	\$ -	\$ -	\$ 1,252	\$ -	\$ -	\$ -	\$ 9,875	
Academic Support	447	133	-	1	37	-	-	-	618	
Student Services	891	298	-	-	264	-	-	-	1,453	
Operation and Maintenance of Plant	715	298	-	690	648	-	-	-	2,351	
General Institutional Support	1,855	475	-	-	629	-	-	-	2,959	
Student Financial Aid	-	-	3,287	-	-	-	-	-	3,287	
Auxiliary Enterprises	34	6	-	-	114	-	-	-	154	
Depreciation	-	-	-	-	-	962	-	-	962	
Assessments by Commission for Operations	-	-	-	-	-	-	93	-	93	
Service Agreement Expense	-	-	-	-	-	-	-	250	250	
Total Expenses	\$ 10,781	\$ 2,994	\$ 3,287	\$ 691	\$ 2,944	\$ 962	\$ 93	\$ 250	\$ 22,002	

Year Ended June 30, 2016

Functional Classification	Natural Classification									
	Natural Classification					Natural Classification				
	Salaries & Wages	Benefits	Scholarships & Fellowships	Utilities	Supplies & Other Services	Depreciation	Assessments by the Commission	Service Agreement Expense	Total	
Instruction	\$ 7,221	\$ 1,822	\$ -	\$ -	\$ 2,405	\$ -	\$ -	\$ -	\$ 11,448	
Academic Support	374	105	-	1	13	-	-	-	493	
Student Services	894	254	-	-	265	-	-	-	1,413	
Operation and Maintenance of Plant	684	274	-	672	589	-	-	-	2,219	
General Institutional Support	1,873	519	-	-	875	-	-	-	3,267	
Student Financial Aid	-	-	3,584	-	-	-	-	-	3,584	
Auxiliary Enterprises	71	26	-	-	12	-	-	-	109	
Depreciation	-	-	-	-	-	993	-	-	993	
Assessments by Commission for Operations	-	-	-	-	-	-	93	-	93	
Service Agreement Expense	-	-	-	-	-	-	-	250	250	
Total Expenses	\$ 11,117	\$ 3,000	\$ 3,584	\$ 673	\$ 4,159	\$ 993	\$ 93	\$ 250	\$ 23,869	

18. COMPONENT UNIT'S DISCLOSURES — FOUNDATION

The following are the notes taken directly from the audited financial statements of the Foundation.

NOTE 1 - SUMMARY OF SIGNIFICANT ACCOUNTING AND REPORTING POLICIES

Nature of activities and organization - The WVU at Parkersburg Foundation, Inc. (the Foundation) is a nonprofit corporation organized under the laws of the State of West Virginia. The purpose of the Foundation is to “provide, encourage, and assist in the development and growth of West Virginia University at Parkersburg and to render service and assistance to the University, its faculty, students and alumni, and to the citizens of the State of West Virginia.”

Basis of accounting - The financial statements of the Foundation have been prepared on the accrual basis of accounting in accordance with accounting principles generally accepted in the United States of America. Revenues are recognized when earned and expenses are recognized when they are incurred, whether or not cash is received or paid out at that time.

Use of estimates - The preparation of financial statements in conformity with accounting principles generally accepted in the United States of America requires management to make estimates and assumptions that affect the reported amounts of assets and liabilities and disclosure of contingent assets and liabilities at the date of the financial statements and the reported amounts of revenue and expenses during the reporting period. Actual results could differ from those estimates.

Classification of net assets - These financial statements are prepared to focus on the entity as a whole and to present transactions according to the existence or absence of donor-imposed restrictions. Accordingly, transactions and balances are classified into three categories of net assets.

Unrestricted net assets are neither temporarily nor permanently restricted by donor-imposed stipulations. Unrestricted net assets are maintained and distributed at the discretion of the Foundation's Board of Directors.

Temporarily restricted net assets consist of contributions restricted by donor-restricted stipulations which will either expire by the passage of time or by action of the Foundation. When donor restrictions expire, that is, when a stipulated time restriction ends or a purpose restriction is fulfilled, temporarily restricted net assets are reclassified to unrestricted net assets and are reported in the statements of activities as net assets released from restrictions.

Permanently restricted net assets represent contributions with donor-imposed restrictions which do not expire.

Endowment investment and spending policies - The Foundation has adopted investment and spending policies for endowment assets that attempt to provide a predictable stream of funding for programs supported by the endowment while seeking to maintain the purchasing power of the endowment assets. The Foundation's investment and spending policies work together to achieve this objective.

The Foundation's investment objectives are: to maintain the purchasing power of its funds by preserving the real (after inflation) value of its assets; to provide the maximum flow of funds for scholarships, grant making, and operating expenses; and to ensure that an average net return is provided that at least matches or exceeds widely used comparison indices as they pertain to each asset allocation class.

NOTE 1 - SUMMARY OF SIGNIFICANT ACCOUNTING AND REPORTING POLICIES

(Continued)

To satisfy its investment objectives over long periods of time, the Foundation relies on a total return strategy in which investment returns are obtained through both capital appreciation (realized and unrealized) and current yield (interest and dividends).

The Foundation's investment managers shall consider the long and short term needs of the Foundation in carrying out its charitable purposes, its present and anticipated financial requirements as have been communicated to them by the Foundation's representatives, expected total return on the Foundation's investments, price level trends, and general economic conditions. Diversification by asset class, investment style, investment manager, etc. is employed to avoid undue risk concentration and enhance total return.

For the Foundation's spending policy, the Foundation's Investment Committee annually reviews expected long-term investment returns, economic conditions, projected inflation, and fees. Based on the review, recommendations for the spending rate are developed and forwarded to the Finance Committee for approval.

The base calculation for the recommended level of distribution is as follows:

- Expected average long-term investment return
- Less the anticipated annualized fees
- Less an assumed long-term annual inflation impact
- Equals a base distribution rate

The rate will be applied to the average of the portfolio market value for the last 3 years ending December 31.

The calculated base distribution rate may be considered a "neutral" point for unitized payout: At this level, the account's principal should grow over the long-term at or about the inflation rate and maintain purchasing power of principal. Similarly, the income stream for the current distributions should grow at or about the rate of inflation.

Income tax status - By a letter issued December 15, 1963, the Internal Revenue Service has determined that the Foundation qualifies as a tax-exempt organization under Section 501(c)(3) of the Internal Revenue Code and, therefore, is not subject to federal and state income taxes on its exempt purpose activities. In addition, the Foundation qualifies for the charitable contribution deduction under Section 170(b)(1)(A) and has been classified as an organization that is not a private foundation under Section 509(a)(2). However, income from certain activities not directly related to the Foundation's tax-exempt purpose would be subject to taxation as unrelated business income.

For the years ended June 30, 2017 and 2016, the Foundation has no material uncertain tax positions to be accounted for in the financial statements under professional standards. The Foundation recognizes interest and penalties, if any, related to unrecognized tax benefits in interest expense. The Foundation's returns for years ending on or after June 30, 2014 remain subject to examination.

NOTE 1 - SUMMARY OF SIGNIFICANT ACCOUNTING AND REPORTING POLICIES

(Continued)

Cash and cash equivalents - For purposes of the statements of cash flows, the Foundation considers all cash accounts and all highly liquid instruments available for current use with an original maturity of three months or less, which are not held for long-term investment and are not subject to withdrawal restrictions or penalties, to be cash and cash equivalents.

Investments - The Foundation maintains its funds in a pooled investment account. Income of the investment pool is distributed based on the percentage relationship of the individual fund balance to the total of the fund balances involved. Investment income or loss (including realized and unrealized gains and losses on investments, interest, and dividends) is included in the change in unrestricted net assets unless the income or loss is restricted by donor or law. Quoted market values are updated daily for equities and mutual funds with bonds being updated at each month end. The Foundation does not require collateral to secure its investments.

The Foundation carries investments with readily determinable market values at their fair values in the statements of financial position. Unrealized gains and losses are included in the change in net assets in the accompanying statements of activities.

To facilitate the observance of the general intent of contributions and bequests, the Foundation maintains separate trust and/or fund accounts.

Property and equipment - Property and equipment are recorded at cost, if purchased, or estimated fair value, if donated. The Foundation computes depreciation on the straight-line method over the estimated useful lives of the respective assets which ranges from 3 to 7 years for equipment and 30 years for buildings. Useful lives are revised when a change in life expectancy becomes apparent. No depreciation is recorded for assets acquired but not yet placed in service.

Maintenance and repairs are expensed as incurred while major additions and improvements are capitalized. Gains or losses on dispositions of fixed assets are included in current operations as realized.

Contributions and grants - Contributions received by the Foundation are recorded at their fair market values on the date of such gifts and reported as an increase in net assets. The Foundation reports gifts of cash and other assets as restricted support if they are received with donor stipulations that limit the use of the donated assets. When a donor restriction expires, that is when a stipulated time restriction ends or purpose restriction is accomplished, temporarily restricted net assets are reclassified to unrestricted net assets and reported in the statements of activities as net assets released from restrictions.

Grants made by the Foundation are recorded in the financial statements at the time the grants are approved by the Board of Directors of the Foundation. Payments are made when requested by the grantee.

Advertising - It is the policy of the Foundation to expense advertising costs as incurred. Advertising costs for the years ended June 30, 2017 and 2016 were \$424 and \$1,525, respectively.

NOTE 1 - SUMMARY OF SIGNIFICANT ACCOUNTING AND REPORTING POLICIES
(Continued)

Risks and uncertainties - The Foundation invests in various instruments, including fixed income, stocks, mutual funds, and real assets that, in general, are exposed to various risks such as interest rate, credit, and overall market volatility risks. Due to the level of risk associated with certain investment securities, it is reasonably possible that changes in the values of investment securities will occur in the near-term and that such changes could materially affect the amounts reported in the statements of financial position, and the realized and unrealized gains/(losses) on the statements of activities.

Date of management's review of subsequent events - Management has evaluated subsequent events through September 7, 2017, the date which the financial statements were available to be issued.

NOTE 2 - INVESTMENTS

Investments are stated at estimated fair value in the financial statements. The following is an analysis of the composition of the Foundation's investments as of June 30, 2017 and 2016:

	<u>2017</u>	<u>2016</u>
Investments, at fair value		
Certificates of deposit	\$ -	\$ 50,000
Mutual funds	6,671,583	6,304,906
U.S. government, state, municipal, and corporate bonds	774,588	788,399
Stocks	<u>3,668,709</u>	<u>3,384,322</u>
Total investments, at fair-value	<u>\$ 11,114,880</u>	<u>\$ 10,527,627</u>

NOTE 3 - FAIR VALUE MEASUREMENTS

Determination of fair value - The Foundation uses fair value measurements to record fair value adjustments to certain assets and to determine fair value disclosures. In accordance with the *Fair Value Measurements and Disclosures* Topic of the FASB Accounting Standards Codification, the fair value of a financial instrument is the price that would be received to sell an asset or paid to transfer a liability in an orderly transaction between market participants at the measurement date. Fair value is best determined based upon quoted market prices. However, in many instances, there are no quoted market prices for the Foundation's various financial instruments. In cases where quoted market prices are not available, fair values are based on estimates using present value or other valuation techniques. Those techniques are significantly affected by the assumptions used, including the discount rate and estimates of future cash flows. Accordingly, the fair value estimates may not be realized in an immediate settlement of the instrument.

NOTE 3 - FAIR VALUE MEASUREMENTS (Continued)

The fair value guidance provides a consistent definition of fair value, which focuses on exit price in an orderly transaction (that is, not a forced liquidation or distressed sale) between market participants at the measurement date under current market conditions. If there has been a significant decrease in the volume and level of activity for the asset, a change in valuation technique or the use of multiple valuation techniques may be appropriate. In such instances, determining the price at which willing market participants would transact at the measurement date under current market conditions depends on the facts and circumstances and requires the use of significant judgment. The fair value, a reasonable point within the range, is most representative of fair value under current market conditions.

Fair value hierarchy - In accordance with this guidance, the Foundation groups its financial assets generally measured at fair value in three levels, based on markets in which the assets and liabilities are traded and the reliability of the assumptions used to determine fair value.

Level 1 - Valuation is based on quoted prices in active markets for identical assets that the Foundation has the ability to access at the measurement date. Level 1 assets generally include debt and equity securities that are traded in an active exchange market. Valuations are obtained from readily available pricing sources for market transactions involving identical assets.

Level 2 - Valuation is based on inputs other than quoted prices included within Level 1 that are observable for the asset, either directly or indirectly. The valuation may be based on quoted prices for similar assets; quoted prices in markets that are not active; or other inputs that are observable or can be corroborated by observable market data for substantially the full term of the asset.

Level 3 - Valuation is based on unobservable inputs that are supported by little or no market activity and that are significant to the fair value of the assets. Level 3 assets include financial instruments whose value is determined using pricing models, discounted cash flow methodologies, or similar techniques, as well as instruments for which determination of fair value requires significant management judgment or estimation.

NOTE 3 - FAIR VALUE MEASUREMENTS (Continued)

Fair values of assets and liabilities measured on a recurring basis as of June 30, 2017 are as follows:

	Fair Value Measurements at Reporting Date Using			
	Fair Value	Quoted Prices In Active Markets For Identical Assets/Liabilities (Level 1)	Significant Other Observable Inputs (Level 2)	Significant Unobservable Inputs (Level 3)
Investments				
Mutual funds				
Alternative strategies	\$ 508,246	\$ 508,246	\$ -	\$ -
Domestic equity	1,887,857	1,887,857	-	-
Fixed income	3,987,136	3,987,136	-	-
International equity	288,344	288,344	-	-
Total mutual funds	6,671,583	6,671,583	-	-
U.S. government, state, municipal, and corporate bonds				
Consumer discretionary	151,989	-	151,989	-
Energy	49,947	-	49,947	-
Financials	97,852	-	97,852	-
Healthcare	102,574	-	102,574	-
U.S. government and government agencies	345,924	171,644	174,280	-
State and municipal	26,302	-	26,302	-
Total bonds	774,588	171,644	602,944	-
Stocks				
Consumer discretionary	404,299	404,299	-	-
Consumer staples	313,419	313,419	-	-
Energy	189,898	189,898	-	-
Financials	761,180	593,180	168,000	-
Healthcare	513,220	513,220	-	-
Industrials	401,327	401,327	-	-
Information technology	824,457	824,457	-	-
Materials	101,351	101,351	-	-
Real estate	43,284	43,284	-	-
Telecommunication services	47,890	47,890	-	-
Utilities	68,384	68,384	-	-
Total stocks	3,668,709	3,500,709	168,000	-
Total investments	\$ 11,114,880	\$ 10,343,936	\$ 770,944	\$ -

NOTE 3 - FAIR VALUE MEASUREMENTS (Continued)

Fair values of assets and liabilities measured on a recurring basis as of June 30, 2016 are as follows:

	Fair Value Measurements at Reporting Date Using			
	Fair Value	Quoted Prices In Active Markets For Identical Assets/Liabilities (Level 1)	Significant Other Observable Inputs (Level 2)	Significant Unobservable Inputs (Level 3)
Investments				
Certificate of deposit	\$ 50,000	\$ -	\$ 50,000	\$ -
Mutual funds				
Alternative strategies	465,729	465,729	-	-
Domestic equity	1,812,338	1,812,338	-	-
Fixed income	3,820,873	3,820,873	-	-
International equity	205,966	205,966	-	-
Total mutual funds	6,304,906	6,304,906	-	-
U.S. government, state, municipal, and corporate bonds				
Consumer discretionary	132,667	-	132,667	-
Energy	50,182	-	50,182	-
Financials	99,697	-	99,697	-
Healthcare	104,310	-	104,310	-
Telecommunication services	25,258	-	25,258	-
U.S. government and government agencies	349,271	175,404	173,867	-
State and municipal	27,014	-	27,014	-
Total bonds	788,399	175,404	612,995	-
Stocks				
Consumer discretionary	339,444	339,444	-	-
Consumer staples	385,924	385,924	-	-
Energy	191,326	191,326	-	-
Financials	723,980	561,980	162,000	-
Healthcare	574,404	574,404	-	-
Industrials	386,615	386,615	-	-
Information technology	525,489	525,489	-	-
Materials	96,810	96,810	-	-
Telecommunication services	91,609	91,609	-	-
Utilities	68,721	68,721	-	-
Total stocks	3,384,322	3,222,322	162,000	-
Total investments	\$ 10,527,627	\$ 9,702,632	\$ 824,995	\$ -

During the year ended June 30, 2017 and 2016, WesBanco received \$26,496 and \$40,508, respectively, for fiduciary fees to maintain the trust accounts.

NOTE 4 - PROPERTY AND EQUIPMENT

Property and equipment consist of the following:

	June 30,	
	2017	2016
Land	\$ 24,592	\$ 24,592
Equipment	3,900	3,900
Furniture	72,000	
Software	6,000	
Assets not yet placed in service	974,581	390,511
Total	1,081,073	419,003
Less accumulated depreciation	(17,310)	(130)
Property and equipment, net	\$ 1,063,763	\$ 418,873

During the year ended June 30, 2016, the Foundation received a gift of property, including land, a house and contents. They have been recorded at estimated fair value based on appraisals. The total amount recorded for the gift was \$362,955. The house is being renovated, therefore, no depreciation will be recorded until it is placed in service.

Depreciation expense for the years ended June 30, 2017 and 2016 was \$17,180 and \$130, respectively.

NOTE 5 - RESTRICTIONS ON NET ASSETS

	2017	2016
Temporarily restricted net assets available for grants, scholarships, and other donor-designated purposes	\$ 9,732,631	\$ 9,426,102
Permanently restricted net assets to be held in perpetuity	\$ 1,153,918	\$ 1,153,918

NOTE 6 - ENDOWED FUNDS

Professional standards contained in the Not-For-Profit Entities – Presentation of Financial Statements Topic of the Financial Accounting Standard Board (FASB) Codification provide guidance on the net asset classification of donor-restricted endowment funds for a not-for-profit organization that is subject to an enacted version of the Uniform Prudent Management of Institutional Funds Act of 2006 (UPMIFA), including guidance pertaining to disclosures about an organization's endowed funds (both donor restricted endowment funds and board designated endowment funds) whether or not the organization is subject to UPMIFA.

NOTE 6 - ENDOWED FUNDS (Continued)

The State of West Virginia adopted UPMIFA effective March 5, 2008. The financial statements for the years ended June 30, 2017 and 2016 were prepared in accordance with UPMIFA and Accounting Standards Codification (ASC) 958. The Foundation is governed subject to its corporate bylaws and most contributions are subject to the terms specified by the Foundation. Certain contributions are received subject to other gift instruments, or are subject to specific agreements with the Foundation.

Under the terms of the governing documents, and agreements with donors, the Board of Directors has the ability to distribute as much of the corpus of any trust or separate gift, devise, bequest, or fund as the Board in its sole discretion shall determine.

At this time, all of the endowed funds were created from donations restricted for scholarships or other expenses for the benefit of the University under either permanent endowment or under temporary restrictions from agreements with donors. The pooled investment fund presented on the statements of financial position is an exclusive pooled fund of the Foundation created and managed for the endowed funds by a bank trust department. From time to time throughout the year, the various endowment funds purchase or sell equivalent unit shares in the pooled investment fund based on the cash and liquidity needs for each of the funds. The non-endowed funds are held in cash accounts and income liquid assets funds.

A summary of the net assets of the endowed and non-endowed funds and net changes therein consisted of the following from June 30, 2015 through June 30, 2017:

	Endowed Net Assets	Non-Endowed Net Assets	Total Net Assets
Balance as of June 30, 2015	\$ 9,372,365	\$ 541,810	\$ 9,914,175
Contributions	1,368,402	504,324	1,872,726
Interest and dividends	113,647	8,406	122,053
Net realized and unrealized (gains) and losses	(59,952)	(7,917)	(67,869)
Distributions	(379,076)	(88,309)	(467,385)
Balance as of June 30, 2016	\$ 10,415,386	\$ 958,314	\$ 11,373,700
Contributions	150,503	105,674	256,177
Interest and dividends	196,010	11,749	207,759
Net realized and unrealized (gains) and losses	804,724	(11,039)	793,685
Distributions	(489,470)	(35,147)	(524,617)
Transfers	(633,845)	633,845	-
Balance as of June 30, 2017	\$ 10,443,308	\$ 1,663,396	\$ 12,106,704

NOTE 6 - ENDOWED FUNDS (Continued)

Contributions for the creation of new endowment funds under the “Building Toward Endowment Program” are classified as Non-Endowed Restricted Net Assets until such time as the new fund reaches the required amount in effect at the time of the creation of the fund to be reclassified as an endowment fund.

A reconciliation of endowed and non-endowed net assets with restricted and unrestricted net assets is as follows as of June 30, 2017 and 2016:

	<u>2017</u>	<u>2016</u>
Endowed restricted net assets	\$ 10,443,308	\$ 10,415,386
Non-endowed restricted net assets	443,241	164,634
Unrestricted net assets	<u>1,220,155</u>	<u>793,680</u>
Total net assets	<u>\$ 12,106,704</u>	<u>\$ 11,373,700</u>

NOTE 7 - RELATED PARTY TRANSACTIONS

The Foundation was organized to provide service and assistance to West Virginia University at Parkersburg. The Foundation reimburses the University for scholarships, faculty and staff development costs, the president’s fund, the executive director’s salary and benefits, and certain equipment and supply expenditures that are approved by the Foundation in the form of grants and scholarships. Services provided to the West Virginia University at Parkersburg for the years ended June 30, 2017 and 2016 were \$398,122 and \$253,731, respectively.

In addition to these monetary transactions, the University provides immaterial amounts for office space, use of office equipment, and accounting services to the Foundation at no charge, the fair value of which is immaterial to these financial statements.

**REQUIRED SUPPLEMENTARY INFORMATION
SCHEDULES OF PROPORTIONATE SHARE OF NET PENSION LIABILITY AND CONTRIBUTIONS**

Schedule of Proportionate Share of TRS Net Pension Liability (in thousands):

Measurement Date	Net Pension Liability	Parkersburg's Proportionate Share		State's Proportionate Share	Total Proportionate Share	Parkersburg's Covered Employee Payroll	Parkersburg's Proportionate Share as a Percentage of Covered Payroll	Parkersburg's Plan Fiduciary Net Position as a Percentage of Total Pension
		Parkersburg's Proportionate Share	Parkersburg's Proportionate Share					
June 30, 2016	0.004724%	\$ 194	\$ 370	\$ 564	\$ 71	271.95%	61.42%	
June 30, 2015	0.004143%	144	328	472	61	233.86%	66.25%	
June 30, 2014	0.003925%	135	306	441	59	229%	66.05%	

Schedule of Employer Contributions (in thousands):

Measurement Date	Actuarily Determined Contribution	Actual Contribution	Contribution Deficiency (Excess)	Covered Payroll	Actual Contribution as a percentage of Covered Payroll
June 30, 2016	\$ 20	\$ 18	\$ 2	\$ 71	25.21%
June 30, 2015	20	18	2	61	30.69%
June 30, 2014	18	18	-	59	30.51%

These schedules are intended to show information for ten years. Additional years will be displayed as they become available.

**Notes to Required Supplementary Information
For the Year Ended June 30, 2017**

There are no factors that affect trends in the amounts reported, such as change in benefit terms or assumptions. With only three years reported in the required supplementary information, there is no additional information to include in notes. Information, if necessary, can be obtained from the CPRB Comprehensive Annual Financial Report.



**INDEPENDENT AUDITORS' REPORT ON INTERNAL CONTROL OVER FINANCIAL REPORTING
AND ON COMPLIANCE AND OTHER MATTERS BASED ON AN AUDIT OF FINANCIAL
STATEMENTS PERFORMED IN ACCORDANCE WITH *GOVERNMENT AUDITING STANDARDS***

Board of Governors
West Virginia University at Parkersburg
Parkersburg, West Virginia

We have audited, in accordance with the auditing standards generally accepted in the United States of America and the standards applicable to financial audits contained in *Government Auditing Standards* issued by the Comptroller General of the United States, the financial statements of the business-type activities, and the discretely presented component units of West Virginia University at Parkersburg (Parkersburg), as of and for the year ended June 30, 2017, and the related notes to the financial statements, which collectively comprise Parkersburg's basic financial statements, and have issued our report thereon dated October 9, 2017. Our report includes a reference to other auditors who audited the financial statements of West Virginia University at Parkersburg Foundation, Inc. This report does not include the results of the other auditors' testing of internal control over financial reporting or compliance and other matters that are reported on separately by those auditors. The financial statements of the West Virginia University at Parkersburg Foundation, Inc. were not audited in accordance with *Government Auditing Standards*.

Internal Control Over Financial Reporting

In planning and performing our audit of the financial statements, we considered West Virginia University's internal control over financial reporting (internal control) to determine the audit procedures that are appropriate in the circumstances for the purpose of expressing our opinions on the financial statements, but not for the purpose of expressing an opinion on the effectiveness of West Virginia University's internal control. Accordingly, we do not express an opinion on the effectiveness of West Virginia University's internal control.

A *deficiency in internal control* exists when the design or operation of a control does not allow management or employees, in the normal course of performing their assigned functions, to prevent, or detect and correct, misstatements on a timely basis. A *material weakness* is a deficiency, or a combination of deficiencies, in internal control, such that there is a reasonable possibility that a material misstatement of the entity's financial statements will not be prevented, or detected and corrected on a timely basis. A *significant deficiency* is a deficiency, or a combination of deficiencies, in internal control that is less severe than a material weakness, yet important enough to merit attention by those charged with governance.

Our consideration of internal control was for the limited purpose described in the first paragraph of this section and was not designed to identify all deficiencies in internal control that might be material weaknesses or significant deficiencies. Given these limitations, during our audit we did not identify any deficiencies in internal control that we consider to be material weaknesses. However, material weaknesses may exist that have not been identified.

Compliance and Other Matters

As part of obtaining reasonable assurance about whether Parkersburg's financial statements are free from material misstatement, we performed tests of its compliance with certain provisions of laws, regulations, contracts, and grant agreements, noncompliance with which could have a direct and material effect on the determination of financial statement amounts. However, providing an opinion on compliance with those provisions was not an objective of our audit, and accordingly, we do not express such an opinion. The results of our tests disclosed no instances of noncompliance or other matters that are required to be reported under *Government Auditing Standards*.

Purpose of this Report

The purpose of this report is solely to describe the scope of our testing of internal control and compliance and the result of that testing, and not to provide an opinion on the effectiveness of the entity's internal control or on compliance. This report is an integral part of an audit performed in accordance with *Government Auditing Standards* in considering the entity's internal control and compliance. Accordingly, this communication is not suitable for any other purpose.



CliftonLarsonAllen LLP

Plymouth Meeting, Pennsylvania
October 9, 2017