



# WEST VIRGINIA HIGHER EDUCATION POLICY COMMISSION

HEALTH SCIENCES DIVISION

GRANTS PORTAL USER GUIDE

# TABLE OF CONTENTS

	Page Number
Setting up your account	3-5
• Requirements prior to setting up your account	3
• Registering as a user in the Health Sciences Grants Portal	3-5
Applying for a grant using the Health Sciences Grants Portal	
• Viewing open grant opportunities	
• Applying for a grant	
○ Grant Description	
○ Contact Information	
○ Activity Overview	
○ Budget Overview	
○ Review and Submit	
○ Saving your application for later	
• Funding request next steps	
Grant Agreement Execution	
Invoicing	
Reports	
Change Order Requests	
Contact Information	



## Setting up your account

### Requirements prior to signing up for an account

Prior to registering for a user account in the portal, please make sure that your organization is registered in wvOASIS as a vendor with the state of West Virginia. If your organization is registered, you will have a vendor number and organization name. If you are not sure what those are, please check with your fiscal office to obtain this information prior to creating an account.

- If your organization is not registered as a vendor with the state, your organization will need to register to receive electronic payments for the state prior to registering. Please visit <http://www.state.wv.us/admin/purchase/vendorreg.html> to register as a vendor with the state.
- Additionally, we recommend all grant applicants, both those already registered as state vendors and those who are newly registering sign up to receive electronic fund transfers. Being signed up for electronic fund transfers will speed up the time by which you will receive your grant awards with our division and with other state agencies. The instructions for signing up for electronic fund transfers can be found here: <https://www.wvsao.gov/ElectronicPayments/Default>.

### Registering as a user in the Health Sciences Grant Portal

You must register as a user in the Health Sciences Grant Portal to apply for grant and manage all grant functions including applications, reports, invoices, and change orders. To start the process, first access the grants portal at <https://wvhepc.my.site.com/fundingprograms/s/login/>. You will see the screen below each time you access the portal:

A screenshot of the login page for the Health Sciences Grant Portal. At the top is the West Virginia Higher Education Policy Commission logo. Below the logo is the word "LOGIN" in a bold, sans-serif font. There are two input fields: the first is labeled "Username" with a person icon, and the second is labeled "Password" with a lock icon. Below these fields is a blue button with the text "Log in" in white. At the bottom of the page, there are two links: "Forgot password?" on the left and "Sign Up" on the right.


To register for an account, click the “Sign Up,” in the lower right corner below the login fields. When signing up, you will need the following information:



- Organization name (please be sure this matches **EXACTLY** as it is stated with your wvOASIS vendor number; if it does not match exactly, we will encounter issues processing any grant payments for your awards)
- Organizational address (please be sure this matches **EXACTLY** as it is stated with your wvOASIS vendor number; if it does not match exactly, we will encounter issues processing any grant payments for your awards)
- wvOASIS vendor ID number
- Your name and contact information

If your college or university will be using a Research Corporation to receive and manage your grant funding, please be sure to list the organization associated with your account as the Research Corporation (along with their address and vendor number) to ensure that funds are transmitted to the correct entity.

A registration form for the West Virginia Higher Education Policy Commission. The form includes fields for Applicant Organization, OASIS Vendor Id, Street, City, State (pre-filled with West Virginia), Zipcode, First Name, Last Name, Email, Password, and Confirm Password. There are red error messages: "Complete this field." under OASIS Vendor Id and "Please enter password" under Password. A "Submit" button is at the bottom, along with a link "Login with existing account".



\* Applicant Organization

\* OASIS Vendor Id  Complete this field.

\* Street

\* City

\* State

\* Zipcode

\* First Name

\* Last Name

\* Email

\* Password  Please enter password

- Your password must be at least 8 characters long.
- Your password must include letters and numbers.

\* Confirm Password

[Login with existing account](#)

You will also need to set up a password. This password, along with your email address, will be used each time you login to the account after registering. Please DO NOT share your login credentials with others. Each user in the system should register themselves and have their own login credentials.



## Applying for a grant using the Health Sciences Grants Portal

### Viewing open grant opportunities



The West Virginia Higher Education Policy Commission Division of Health Sciences leads by leveraging expertise, fostering collaboration, and supporting innovation to improve the health of West Virginians, particularly rural and underserved populations. Our initiatives are designed to grow and strengthen the healthcare workforce of the future through promoting equitable access to and support of health and behavioral health sciences education, research, practice, and policy.

[Apply for a Grant](#) [Complete a Review](#)

#### Our Grant Programs

##### Rural Health Initiative

The WVHEPC Health Sciences Division coordinates statewide healthcare workforce development initiatives and programming. Including oversight of the **Rural Health Initiative**, a statewide program directed at improving the recruitment and retention of healthcare providers to rural areas of the state. The initiative provides rural community-based training and enrichment opportunities for students in dentistry, medicine, nursing, pharmacy and allied health fields. As per legislative directive, most funds are granted to the three academic health centers in the state and are directed at four main objectives:

1. Increasing the recruitment of healthcare providers to rural areas.
2. Increasing the retention rate of healthcare providers in rural areas.
3. Developing pipeline programs to enhance student interest in rural healthcare careers.
4. Supporting the involvement of rural areas in the health education process.


##### Targeted Grant Making

The WVHEPC Health Sciences Division provides grants on a limited ad hoc basis to other health programs and organizations whose work aligns with the Rural Health Initiative goals. These include the **Rural Health Residency Program**, which provides funding to medical schools and residency programs to increase the retention of the state's medical school graduates into residency programs based in West Virginia. The WVHEPC Health Sciences Division also funds special projects throughout the fiscal year based on fund availability and whether they fit the goals of the Rural Health Initiative.


##### How to Apply

After selecting one of the available [funding programs](#), click on the "Submit a Funding Request" button in the upper right hand corner. After completing the questions and hitting Submit, you can view the status of your [funding request](#).

After creating your account, you will see the above home page when logging in. To view open grant opportunities, select, "Funding Programs," at the top of your screen. You can also select the, "Apply for a Grant" button under the, "Overview" section. See the photo below to see an example of what your available funding programs will look like.



West Virginia State Seal



West Virginia Department of Health and Human Resources


Home


Funding Programs

Funding Requests


Grant Agreement

More





Nursing Test hTt2



Funding Programs

All Available

4 items • Sorted by Funding Program Name • Filtered by All funding programs • Status • Updated a few seconds ago

Funding Program Name

Application Deadline

Status

1

2024 Nursing Academy Grant Program

4/27/2024 3:59 AM

Published

2

Behavioral Health Workforce Educational Pipeline Grant

5/15/2024 9:00 PM

Published

3

Behavioral Health Workforce Paid Internship Grants

4/5/2024 9:00 PM

Published

4

FY 2025-2026 West Virginia Rural Health Initiative

4/15/2024 7:00 PM

Published

To view the contents of an open funding opportunity, click on the funding program name. On this screen, you will see basic grant opportunity information, including the state and end dates for the grant, the total program funding available for the program, report deadlines, invoice deadlines, and request for application details. Attached to



each funding program, there will be an Request for Applications that detail specific information that should be included in the grant application.

A screenshot of the West Virginia Higher Education Policy Commission website. The top navigation bar includes links for Home, Funding Programs, Funding Requests, Grant Agreement, and More. A user profile icon labeled "Nursing Test.H102" is in the top right. The main content area displays the "2024 Nursing Academy Grant Program" with a "Create a Funding Request" button. Below this, a table shows the program's status as "Published", start date as "5/15/2024", and end date as "9/16/2024". The "DETAILS" tab is active, showing an overview of the program. The overview includes the program name, start date, end date, total program amount (\$45,000.00), and a description. Below the overview, there are sections for "Deadlines" and "Application Content". At the bottom, a "Files" section displays three documents: "EXHIBIT B Draft", "RFA Nursing Academy 20...", and "Exhibit A Form".

## Applying for a grant

One important thing to note before you apply for a funding request is that if you are the applying individual, you will also be the only user associated with this grant who can edit your grant agreement information, upload reports, and submit change orders. If you do not want to be the person responsible for this, please be sure another in your organization applies instead.

Once you have found a grant opportunity you would like to submit an application for, click on the funding program name and click on the, "Create a Funding Request" button in the top right side of your screen.

## Funding Program 2024 Nursing Academy Grant Program

[Create a Funding Request](#)

Status: Published  
Start Date: 5/15/2024  
End Date: 9/16/2024

### DETAILS

#### Overview

Funding Program Name  
2024 Nursing Academy Grant Program

Start Date  
5/15/2024

Description  
The purpose of this funding opportunity is to provide funding for organizations that will put on nursing academies in West Virginia.

#### Total Program Amount

\$45,000.00


End Date  
9/16/2024

Status  
Published

#### Deadlines

#### Application Content

#### Files



## Grant Description

After clicking the button to create a funding program, you will be taken to the funding request application. The first screen will be pre-populated with the grant information. Please select, “Next” to proceed to the next step.

### Steps

- Grant Description
- Contact Information
- Activity Overview
- Budget Overview
- Review & Submit

### Grant Description

#### \* Purpose and Goals

The purpose of this funding opportunity is to provide funding for organizations that will put on nursing academies in West Virginia. See the attached RFA for more information.

#### \* Eligibility

See RFA

#### \* Payment Schedule

One payment after execution of grant agreement

#### \* Reporting Requirements

One final report after the conclusion of the grant agreement term.

#### \* Funding Request Deadline

04-27-2024

03:59 am

Save for later

Next

## Contact Information

On the next screen for “Contact Information,” you will find some pre-populated information based on your user account along with some other fields you will need to fill out. If any of the greyed-out fields look incorrect, please contact Deloris Vance at [Deloris.vance@wvhepc.edu](mailto:Deloris.vance@wvhepc.edu) to have your user information corrected.

- You will be asked to provide an authorized signatory for your grant. This person will be the person with your organization that is authorized to sign off on grant agreements. Once a grant agreement is generated, they will be sent a SignNow form to complete the grant agreement.





- You have the option to list other contacts for your funding request. Be aware that other contacts must be existing users of the portal. If they have not already signed up as users, you will not be able to add them as other contacts. Other contacts will be able to view grant applications and information but are not able to edit a grant application, upload reporting and change orders, or otherwise alter a funding request.
- If you are a state agency and can receive grant funds through IETs, you must supply your wvOASIS IET funding string. It is VERY important that your allow us to provide your funds through electronic fund transfer and allow you to access your funds more quickly. If you are unsure of what this number is, check with your business office.
- Once you have filled out the required fields, click the Next button at the bottom of your screen.

Home
Funding Programs
Funding Requests
Grant Agreement
More

Nursing.Test.hTt2

Steps

- Grant Description
- Contact Information**
- Activity Overview
- Budget Overview
- Review & Submit

### Contact Information

\* Grant Manager First Name

Nursing

\* Grant Manager Last Name

Test

\* Grant Manager Email Address

nursingtest1018@gmail.com

Grant Manager Phone Number

\* Authorized Signatory First Name

\* Authorized Signatory Last Name

\* Authorized Signatory Email Address

Authorized Signatory Phone Number

☐ Do you want to create other contact for your Funding Request?

\* Organization Name

NursingTest

\* Organization Street Line

703 Fairway Gardens

\* Organization City

HURRICANE

\* Organization State

West Virginia

\* Organization ZIP Code

25526

OASIS IET Funding String ⓘ

\* OASIS Vendor ID

2654

Save for later

Previous

Next

## Activity Overview

Once you have hit next on the last string, you will proceed forward to the Activity Overview. On this screen, you are expected to upload documents per the instructions found on your RFA. If specific documents are not included in the files within the funding opportunity, visit [our website](#) to download the necessary file templates.

When you want to upload a document, either click the Upload Files button or drag files over to the field to upload them. Once you have finished uploading your required documents, click the Next button at the bottom right of the screen.

Steps

- Grant Description
- Contact Information
- Activity Overview**
- Budget Overview
- Review & Submit

### Activity Overview

\* Activity Overview Guidelines

See RFA and utilize Exhibit A.

\* Activity Overview Upload

Or drop files

Navigate to the Grants Portal Forms section of [our website](#) to download the necessary file templates.

## Budget Overview

Once you have hit next on the last string, you will proceed forward to the Budget Overview. On this screen, you are expected to upload documents per the instructions found on your RFA. If specific documents are not included in the files within the funding opportunity, visit [our website](#) to download the necessary file templates. When you want to upload a document, either click the Upload Files button or drag files over to the field to upload them. Once you have finished uploading your required documents, click the Next button at the bottom right of the screen.

Steps

- Grant Description
- Contact Information
- Activity Overview
- Budget Overview**
- Review & Submit

### Budget Overview

\* Budget Overview Guidelines

See RFA and utilize Exhibit B.

\* Budget Overview Upload

Or drop files

Error: Budget Overview Upload is required.

Navigate to the Grants Portal Forms section of [our website](#) to download the necessary file templates.

## Review and Submit

Once you have clicked Next on the last page, you will be taken to the Review and Submit section. Within this section, you will see all the information your provided for your application. Please be sure to review each section to ensure everything is correct.

## Steps

- ✓ Grant Description
- ✓ Contact Information
- ✓ Activity Overview
- ✓ Budget Overview
- Review & Submit**

## Review & Submit

### ▼ Grant Description

#### Purpose and Goals

The purpose of this funding opportunity is to provide funding for organizations that will put on nursing academies in West Virginia. See the attached RFA for more information.

#### Eligibility

See RFA

#### Payment Schedule

One payment after execution of grant agreement

#### Reporting Requirements

One final report after the conclusion of the grant agreement term.

#### Funding Request Deadline

2024-04-27T03:59:00.000Z

### > Contact Information

### > Activity Overview

### > Budget Overview

To edit Grant Manager name or contact information, click on your profile icon in the top right corner. Choose "My Profile" from the menu and select "edit."

To edit Organization name or contact information, please contact the Health Sciences Division at (304)558-0530.

[Save for later](#)

[Previous](#)

[Submit](#)

Once you are sure that everything is correct, hit the submit button. After hitting submit, you can view your funding request by clicking on the "Funding Requests" tab at the top of the portal.

## Funding Requests

All Available

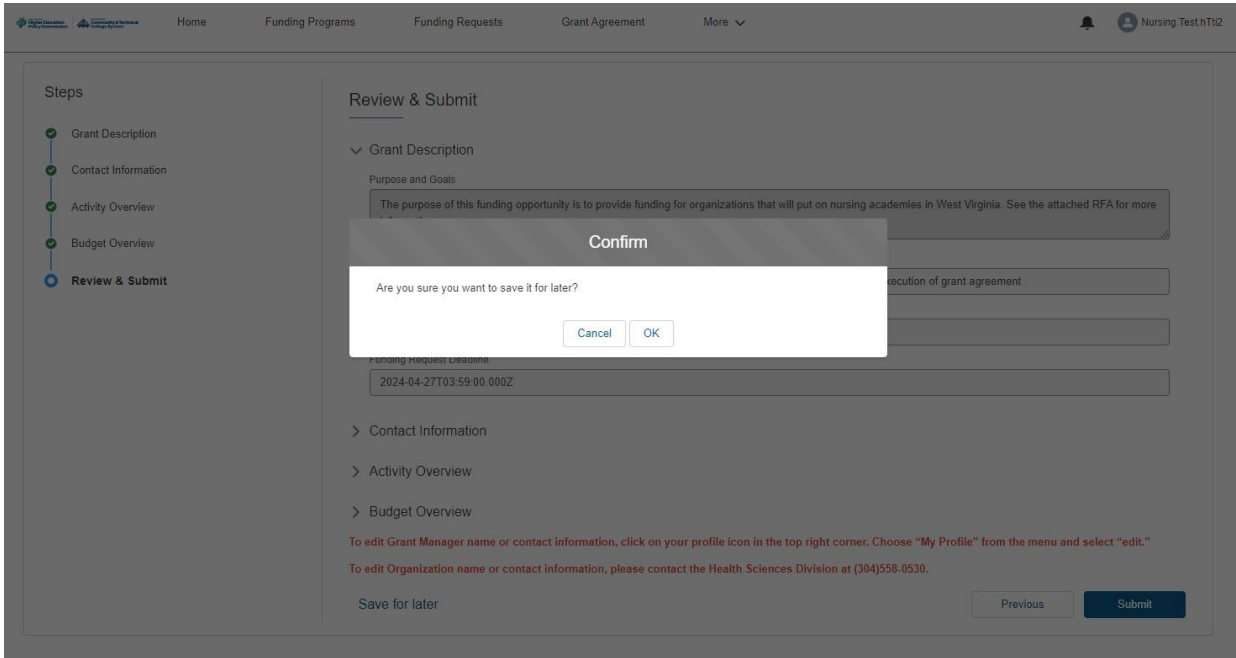
4 Items • Sorted by Funding Request Name • Filtered by All funding requests • Updated a few seconds ago



	Funding Request Name ▴	Funding Program	Status	Submitted Date
1	FR-0176-20230630	Campus Mental Health Policy Special Projects Application 2023	Reviewed	6/30/2023
2	FR-0179-20230710	2024 WV Perinatal Partnership	Approved	7/11/2023
3	FR-0233-20240417	Nursing Special Project	Approved	4/22/2024
4	WVCIA Higher Education Summit	CMH Special Projects	Approved	3/23/2023

## Saving your application for later

At any point when submitting a funding request, you can save your application for later. When clicking the button, you will be asked if you are sure. If you click Ok, you will proceed to another webpage. If you select cancel, your application will not be saved for later and you will return to the existing webpage.



The screenshot shows the 'Review & Submit' step of a funding request process. A 'Confirm' dialog box is displayed in the center, asking 'Are you sure you want to save it for later?' with 'Cancel' and 'OK' buttons. The background form is partially visible, showing sections for 'Grant Description', 'Contact Information', 'Activity Overview', and 'Budget Overview'. The 'Grant Description' section includes a 'Purpose and Goals' field with text about funding nursing academies. The 'Funding Request Uptime' field shows '2024-04-27T03:59:00.000Z'. At the bottom, there are 'Previous' and 'Submit' buttons.

If you clicked okay, your page will look similar to the photo below. You will be given a link to your saved funding request to edit later and also have the option of having the link emailed to you so that you are able to access it later.



The screenshot shows a confirmation message with a green checkmark icon. The text reads: 'Your OmniScript is saved for later'. Below this, it says 'To resume, please click or bookmark the following link:' followed by a URL: 'https://wvhepc.my.site.com/fundingprograms/s/create-funding-request?c\_\_ContextId=a0C8y00000119fb&c\_\_sf=true&c\_\_instanceId=0kT8y0000000bQzEAl'. At the bottom, there are two buttons: 'Copy the link' and 'Email me the link'.

## Funding request next steps


Once submitted, your funding request will be reviewed by staff within the Health Sciences Division. Under funding requests, you will be able to see the funding request status. The possible statuses are:



- Submitted – you have submitted your application and it is pending moving into the review status.
- In review – your application is within the review process and is pending an award decision.
- Needs revisions – staff have contacted you about a revision needed within your application before it can be approved. You must upload any requested changes to the related tab within your funding request.
- Approved – your application has been approved. Staff will be in touch with you regarding executing the Notice of Grant Agreement (NGA).

## Grant Agreement Execution


If your funding request is approved, your authorized signatory will need to sign off on the Notice of Grant Award (NGA) before the grant can proceed forward. The NGA will be sent to your indicated authorized signatory that was provided on the grant application and will be sent via SignNow. The NGA should be reviewed and signed as soon as possible as your grant activities cannot start before the NGA is fully executed.

Once the NGA has been signed off on by all parties, a copy of your executed grant agreement can be found under the Grant Agreement tab. Click on the grant agreement number and click on the related tab to see your executed grant agreement.


[Home](#)
[Funding Programs](#)
[Funding Requests](#)
[Grant Agreement](#)
[More](#)


 Nursing Test.hTtI2


---




**Grant Agreements**  
All Available

3 items • Sorted by Name • Filtered by All grant agreements • Updated a few seconds ago


	Name ↑	Funding Request	Grant Award Number	Term Start	Term End
1	GA-0050	WVCIA Higher Education Summit	2023-HRCMH-97	2/1/2023	6/30/2023
2	GA-0092	FR-0179-20230710	24*2	7/1/2023	6/30/2024
3	GA-0145	FR-0233-20240417		8/16/2023	6/1/2024

---


[Home](#)
[Funding Programs](#)
[Funding Requests](#)
[Grant Agreement](#)
[More](#)


 Nursing Test.hTtI2

---


**Grant Agreement**  
GA-0050

[Submit Invoice](#)
[Request Change Order](#)
[Submit Report](#)

Grant Award Number  
2023-HRCMH-97

Term Start  
2/1/2023

Term End  
6/30/2023

[DETAILS](#)
[RELATED](#)

Overview
 

Name  
GA-0050

Funding Request  
WVCIA Higher Education Summit

Grant Award Number  
2023-HRCMH-97

Award Amount  
\$2,500.00

Term Start  
2/1/2023

Term End  
6/30/2023

Execution Date  
5/31/2023 8:15 PM

Applicants
 

Grant Manager  
Wes Thomas

Authorized Signatory  
Elizabeth Shahan

Deadlines

Signatures
 

Authorized Signatory Signature  
☒

Vice Chancellor Signature  
☒

13



Invoices should be submitted based on the schedule detailed within your NGA. Most grants require a single invoice, but others may be spread throughout the year. To view the due dates for your invoices, Check the Deadlines section of your Grant Agreement.

To submit an invoice, you should access your grant agreement under the Grant Agreements tab on your home page. Click on the grant agreement number.

14



Once you have selected your grant agreement, you want to click on the Related tab. On the related tab, you will see a disbursement listed under the Disbursements section. Click on the Disbursement number.



Grant Agreement  
GA-0050

Grant Award Number  
2023-HRCMH-97

Term Start  
2/1/2023

Term End  
6/30/2023

DETAILS

**RELATED**



Requirements (0)



Disbursements (1)

Disbursement

D-00020



[View All](#)



Change Orders (0)



Files (1)

[Add Files](#)




2023 HRCMH 97 WVCIA SPEC...  
May 31, 2023 • 1.5MB • pdf

[View All](#)






Once you have clicked on the Disbursement number, you will select the Related tab again and upload your invoice in the files section.

 Disbursement  
D-00120


Funding Request	Amount	Status
<a href="#">FR-0178-20230706</a>	\$1.00	Approved

DETAILS

RELATED

 Files (0)

Add Files

 Upload Files

Or drop files

We have a fillable invoice PDF on [our website](#). You may use your own invoice template, but it should include all of the following:

- Organization name (should match both NGA and wvOASIS vendor number)
- Vendor number
- Invoice number
- Invoice date
- Organizational address
- Organizational phone number
- Lead contact email address
- A "to" section with the following: West Virginia Higher Education Policy Commission Attn: Deloris Vance  
1018 Kanawha Blvd. East, Suite 700 Charleston, WV, 25301
- Payment of award number
- Amount of invoice
- Dates of service
- A brief description of the award being invoiced for
- IET funding code (if applicable)
- Signature
- Printed name








## Reporting

Most grants will require both mid-term reports and final reports. See your grant agreement deadlines in the portal to see when your reports are due and ensure they are submitted by the due date.

Templates for reports can be found on [our website](#).

Both mid-term and final reports should be detailed. Most midterm reports will only require a narrative report on how the grant is progressing based on the statement of work you provided previously. Final reports will require both a narrative and a final budget justification. For more specifics about the reporting that is required, consult the RFA and feel free to email programmatic staff for instructions if you are unsure what is required.

To upload a report, you will need to select your grant agreement from the Grant Agreements tab on your home page. In the upper right-hand corner, you will select, submit a report.

 Grant Agreement  
GA-0126

Submit Invoice

Request Change Order

Submit Report

Grant Award Number	Term Start	Term End
123456	7/1/2023	6/30/2024

DETAILS

RELATED

Overview

Name	Term Start
GA-0126	7/1/2023
Funding Request	Term End
<a href="#">FR-0178-20230706</a>	6/30/2024
Grant Award Number	Execution Date
123456	11/15/2023 5:00 PM
Award Amount	
\$1.00	

Applicants

Grant Manager	Authorized Signatory
Carolyn Grantseeker	Grant Director

Deadlines

Midterm Report 1 Deadline	Midterm Report 1 Received Date
12/31/2023	
Midterm Report 2 Deadline	Midterm Report 2 Received Date
Midterm Report 3 Deadline	Midterm Report 3 Received Date

On the next screen you will see a section for grant agreement information. The first step will be prepopulated with information from the grant agreement. Click Next to proceed forward.

### Grant Agreement Info

Funding Program  
Suicide Prevention Campus Mental Health Special Projects

Reporting Requirements  
A final report will be required 45 days after the close of the

Start Date  
2023-07-01

End Date  
2024-06-30

[Save for later](#)

Next

Steps

- Grant Agreement Info
- Upload Files

On the next screen you will upload your report documents. If only a narrative report is required, please upload a narrative report in the expense report section. Once you have uploaded your documents, click the save button.

### Upload Files

\* Narrative Report  

Upload Files Or drop files

\* Expense Report  

Upload Files Or drop files

Navigate to the Grants Portal Forms section of [our website](#) to download the necessary file templates.

[Save for later](#)

PreviousSave

Steps

- Grant Agreement Info
- Upload Files

Health Sciences Division staff will be in touch with you should you need to submit amendments to your reports.

## Change Order Requests

The following situations require change order requests to be submitted:

- No Cost Extension of End Date - The project timeline is moving slower than anticipated and the grantee needs additional time to complete the work and/or expend all the project funds (a no cost extension of the end date).
- Change of Scope - A change in the scope of the grant agreement has occurred. A change in scope is a significant change in activity from what was originally described in the statement of work or workplan contained in the grant agreement. An example of a change in scope may include an activity initially budgeted for that can no longer be completed due to unavoidable circumstances and a request for those funds to be redistributed to a new, entirely different activity.
- Transferring more than 10 percent of the total approved budget between expense (and where applicable functional) categories. (i.e. the categories listed within your budget table on your budget justification)
- You are requesting a new purchase of equipment that is \$1,000.00 or more and was not included in the initial grant request.
- Increase or decrease in the cost/grant award amount.
- The grantee encounters circumstances necessitating that it terminates the agreement.

To request a change order, please follow the link below to access the appropriate form. This form will allow you to provide the information required to review your request. Once you have completed the form, a copy of the form will be sent to you via email from AirSlate. You should upload the copy of this form to your change order request.

**Change Order Request Form:** <https://arsl.at/I91Xd64I>

After obtaining the form from AirSlate, you will need to do two things in the portal to complete your request process.

1. Upload your change order request form into the files section of your Grant Agreement:
  - a. To upload your file, first access your grant agreement by clicking the Grant Agreement tab at the top of your home page and then clicking on the grant agreement number to access your grant agreement information.



The screenshot shows the portal's navigation bar with tabs: Home, Funding Programs, Funding Requests, Grant Agreement (selected), and More. A user profile for Carolyn Grantseeker is visible. Below the navigation bar, a section titled 'Grant Agreements All Available' shows 1 item. A table lists the grant agreement details:

Name ↑	Funding Request	Grant Award Number	Term Start	Term End
1 GA-0126	FR-0178-20230706	123456	7/1/2023	6/30/2024



- b. Once you have accessed your grant information, click on the related tab and upload your change order form in the files section.

DETAILS **RELATED**

---

Requirements (0)

Disbursements (1)

Disbursement
D-00120

[View All](#)

Change Orders (5)

Name
CO-0059
CO-0060
CO-0065
CO-0067
CO-0103

[View All](#)

Files (0) [Add Files](#)

Upload Files  
Or drop files

2. After uploading your change order form into the files section of your grant agreement, then you must click the Request Change Order button in upper right corner of your screen.

 Grant Agreement  
GA-0126

[Submit Invoice](#)
[Request Change Order](#)
[Submit Report](#)


Grant Award Number  
123456

Term Start  
7/1/2023

Term End  
6/30/2024

[DETAILS](#)
[RELATED](#)


 Requirements (0)

 Disbursements (1)

Disbursement

[D-00120](#)

[View All](#)

 Change Orders (5)

Name

[CO-0059](#)

- After clicking the button, a new tab will open in your web browser and you will be prompted to enter a description of your change order. Please state the broad reason why you are requesting a change order and state that the change order form is uploaded in the files section of your grant agreement. Click submit to finish the process.

## Request Description

Please include 1-2 paragraphs explaining the request for no-cost extension of grant end date and/or changes to proposed objectives and movement between budget line items in excess of 10% of total grant amount.

\* Description

We are requesting a change order because we have had a change in scope of our project. The change order form has been uploaded to the files section of the grant agreement.



[Save for later](#)

[Submit](#)

After completing the change order request, your authorized signatory will be sent a form in SignNow to finalize the change order. Be sure they review and sign the form quickly so the change order can go into effect.



## Contact Information

If you have questions about the grants portal or the content of our grants, please feel free to reach out to us at anytime.

- For technical assistance with the grants process (application, invoicing, change orders, etc), please contact Deloris Vance at [Deloris.vance@wvhepc.edu](mailto:Deloris.vance@wvhepc.edu).
- For programmatic questions about large RHI grants and special projects grants, please contact Amanda McCarty at [amanada.mccarty@wvhepc.edu](mailto:amanada.mccarty@wvhepc.edu).
- For programmatic questions about behavioral health grants, please contact Carolyn Canini at [Carolyn.Canini@wvhepc.edu](mailto:Carolyn.Canini@wvhepc.edu)
- For programmatic questions about nursing grants, please contact Jordyn Reed at [Jordyn.reed@wvhepc.edu](mailto:Jordyn.reed@wvhepc.edu).