

WEST VIRGINIA

FINANCIAL AID

2025 COMPREHENSIVE REPORT



ABOUT THIS REPORT



Image courtesy of Pierpont Community and Technical College

In accordance with West Virginia Code §18C-1-1f, this report represents the seventeenth annual Financial Aid Comprehensive Report. It contains (a) descriptions of and changes to West Virginia aid programs, (b) policy recommendations for West Virginia aid programs, and (c) longitudinal data about recipients of state financial aid. The Financial Aid Comprehensive Report, coupled with data published on the online higher education data portal, provides a comprehensive view of the principal sources of financial aid at West Virginia colleges and universities. It should be noted that the data presented are for the 2024-25 academic year. Additional data are available through the statewide higher education data portal - **Explorer** - at:

<http://www.wvhepc.edu/resources/data-and-publication-center/>



Front cover image courtesy of
BridgeValley Community and Technical College

TABLE OF CONTENTS

Changes in West Virginia	1
Policy Reflections and Recommendations	2
West Virginia Promise Scholarship	3
West Virginia Invests Grant Program.....	5
Higher Education Grant Program (HEGP)	7
Higher Education Adult Part-Time Student (HEAPS) Grant Program	9
HEAPS Workforce Component.....	11
Underwood-Smith Teaching Scholars Program	13
Engineering, Science and Technology Scholarship.....	15
Medical Student Loan Program	17
Choose West Virginia Practice Program.....	19
West Virginia Nursing Scholarship Program	21




Image courtesy of Marshall University

CHANGES IN WEST VIRGINIA

The 2024-25 Free Application for Federal Financial Aid (FAFSA) created significant challenges for students and institutions. This report reflects the accommodations that were made to assist students overcome the challenges of the 2024-25 FAFSA by doubling the WV Higher Education Grant from \$3,400 to \$6,800 for 2024-25 and by creating the College Access Grant to assist students, financially.

While the FAFSA for 2025-26 was delayed until December 2024, the 2025-26 FAFSA application process went more smoothly. The 2026-27 FAFSA opened for beta testing in August 2025 and opened for all students prior to October 1, 2025.



The Higher Education Student Financial Aid Advisory Board met three times in 2024-25 and made recommendations to the West Virginia Higher Education Policy Commission regarding the academic criteria necessary to receive the Promise Scholarship, the Promise award amount, and the Higher Education Grant Program (HEGP) award structure and recommendations to help students. They also met to discuss student loan default management as student loan delinquency rates are rising.

HB 4919, which passed during the 2024 legislative session, was implemented in 2024-25. During its first year, the Second Chance Promise Scholarship allowed over 60 students to have their Promise Scholarship reinstated after meeting the requirements for renewal.

HB 5435, which passed during the 2024 legislative session, created the STAND program and was funded in FY2026. The STAND Program was implemented for Fall 2025 when students began receiving awards.



Image courtesy of Bluefield State University

POLICY REFLECTIONS AND RECOMMENDATIONS

Promise Scholarship Program

The standardized test score requirement to qualify for Promise for the Class of 2026 was maintained at the same level as the Class of 2025. Students continue to be able to use superscoring to meet the standardized test score requirement. The award amount was maintained at \$5,500 for 2025-26.

At this time, it is recommended that no other changes to the academic criteria to earn the award or the award amount be implemented based upon the current appropriations and lottery funding. If the current funding for Promise were to change, then the Higher Education Student Financial Aid Advisory Board and the Commission would need to consider changes to the Promise Scholarship Program.

Higher Education Grant Program

The Higher Education Student Financial Aid Advisory Board recommended that the maximum award for 2025-26 be set at \$3,400 for students with a Student Aid Index (SAI) of under 13,000. Through additional funding provided by the Legislature, the award amount was increased to \$6,800 for 2024-25.

Financial Aid Simplification

The West Virginia Higher Education Policy Commission began working with HCM Strategies in January 2025 to simplify the state's financial aid programs. Throughout the year, feedback was gathered from various stakeholders, including high school counselors, financial aid administrators, institutional leadership, and students on what works and what is complicated with the state financial aid programs. The next steps in the process are to develop proposals to bring back to the various stakeholders and get additional feedback on potential changes.



Image courtesy of Marshall University

WEST VIRGINIA Promise SCHOLARSHIP

The Promise Scholarship is a merit-based financial aid program designed to: 1) improve high school and postsecondary academic achievement through scholarship incentives; 2) promote access to higher education by reducing costs to students; 3) retain the “best and brightest” students in West Virginia colleges and universities; and 4) create a more educated workforce, which, in turn, will lead to greater economic development. Starting with 2025-26, students can receive annual awards up to \$5,500 to cover the cost of tuition and mandatory fees at public or eligible private institutions in West Virginia. Awards may be used in conjunction with other forms of state, federal, and institutional financial aid.

The scholarship is automatically renewed for up to four semesters for an associate degree or eight continuous semesters or until a bachelor's degree is earned for students in a bachelor's degree program. To be considered for scholarship renewal, a student must maintain a minimum overall GPA of 2.75 as well as earn 30 credit hours for a two-semester award or earn 15 credit hours for a one-semester award within an award year. Recipients are also encouraged to engage in community service activities while in college.

To qualify for a Promise Scholarship, a student must:

- ▶ Complete high school graduation requirements at a West Virginia high school with at least half of the credits required for graduation obtained at a public high school, private high school, or homeschool in the state (unless the student is a West Virginia resident commuting daily to an out-of-state high school or meets the military dependent exemption);
- ▶ Complete the Promise core high school curriculum;
- ▶ Apply for the scholarship within two years of graduation from high school by submitting both the Free Application for Federal Student Aid (FAFSA) and the Promise application form;
- ▶ Have attained a cumulative core and overall high school GPA of 3.0 on a 4.0 scale according to local standardized grading in coursework required for graduation by the West Virginia Board of Education;
- ▶ Have attained a composite ACT score of 21 (or the comparable SAT score) with a minimum score of 19 on all four subject tests;
- ▶ Have resided in West Virginia continuously for 12 months immediately preceding application for the Promise (unless meeting the military dependent exemption); and
- ▶ Be a United States citizen or an eligible non-citizen who meets the residency requirements for Federal Student Aid.



Image courtesy of New River Community and Technical College

Highlights:

- ▶ The number of Promise recipients increased from 8,752 in 2023-24 to 8,858 in 2024-25. The total cost of the scholarship increased from \$43,366,938 in 2023-24 to \$46,611,443 in 2024-25.
- ▶ Approximately 90.3 percent of Promise recipients in 2024-25 attended a four-year public institution. Of these, most attended either West Virginia University (48.7percent) or Marshall University (20.8 percent). Public community and technical colleges accounted for 3.9 percent of Promise scholars in 2024-25.

Total Promise Recipients, Awards, and Average Award, 2020-21 to 2024-25

	2020-21	2021-22	2022-23	2023-24	2024-25
Recipients	9,935	9,506	8,950	8,752	8,858
Awards	\$45,055,699	\$42,902,775	\$42,458,949	\$43,366,938	\$46,611,443
Average Award	\$4,535	\$4,513	\$4,744	\$4,955	\$5,262

Promise Scholarship: Total Recipients and Awards by Institution, 2024-25

	Recipients	% of Total Recipients	Awards
Four-Year Public Institutions	8,001	90.3%	\$42,406,368
Bluefield State University	52	0.6%	\$274,616
Concord University	257	2.9%	\$1,367,623
Fairmont State University	595	6.7%	\$3,119,090
Glenville State University	140	1.6%	\$718,350
Marshall University	1,842	20.8%	\$9,758,227
Shepherd University	394	4.4%	\$2,062,632
West Liberty University	271	3.1%	\$1,433,679
West Virginia State University	138	1.6%	\$ 723,250
West Virginia University*	4,312	48.7%	\$ 22,948,901
Two-Year Public Institutions	343	3.9%	\$1,475,890
Blue Ridge Community and Technical College	32	0.4%	\$122,815
BridgeValley Community and Technical College	46	0.5%	\$210,150
Eastern WV Community and Technical College	7	0.1%	\$ 28,952
Mountwest Community and Technical College	27	0.3%	\$98,142
New River Community and Technical College	13	0.1%	\$54,138
Pierpont Community and Technical College	44	0.5%	\$222,099
Southern WV Community and Technical College	25	0.3%	\$94,576
WV Northern Community College	17	0.2%	\$65,748
WVU at Parkersburg	132	1.5%	\$579,270
Four-Year Private, Non-Profit Institutions	494	5.6%	\$2,620,120
Appalachian Bible College	8	0.1%	\$41,250
Bethany College	40	0.5%	\$217,250
Davis & Elkins College	69	0.8%	\$365,750
University of Charleston	126	1.4%	\$654,890
West Virginia Wesleyan College	231	2.6%	\$1,240,890
Wheeling University	20	0.2%	\$100,898
WV For-Profit Institutions	20	0.2%	\$109,065
Salem University	12	0.1%	\$71,500
WV Junior College - Multiple Campuses	8	0.1%	\$37,565
Total	8,858	100.0%	\$46,611,443

* Includes Potomac State College of WVU and WVU Institute of Technology.

WEST VIRGINIA Invests

The West Virginia Invests Grant is a “last-dollar-in” financial aid program designed to cover the cost of basic tuition and mandatory fees for certificate or associate degree programs in specific high-demand fields, as determined by the West Virginia Department of Commerce, at a participating West Virginia public two- or four-year institution. “Last dollar” means federal and state scholarships and grants and institutional tuition waivers are applied to tuition and mandatory fees first. West Virginia Invests will cover any remaining tuition and mandatory fees not being covered by other scholarships and grants.

The West Virginia Invests Grant is available to students attending participating West Virginia public two-year or four-year institutions. In order to be eligible for an Invests award, a potential recipient must:

- ▶ Be a West Virginia resident 12 months prior to applying;
- ▶ Be a U.S. citizen or eligible non-citizen for federal financial aid purposes;
- ▶ Have a high school degree or equivalent;
- ▶ Have not already earned a college degree or attempted 90 or more college credit hours;
- ▶ Not be in default on a federal student loan;
- ▶ Meet college’s Satisfactory Academic Progress policy;
- ▶ Complete the Free Application for Federal Student Aid;
- ▶ Pay for and pass a drug screening once per academic year;
- ▶ Complete two hours of unpaid community service each term; and
- ▶ Reside in West Virginia for two years once the student is no longer enrolled at least half-time or else repay the grant.

Highlights:

- ▶ The number of West Virginia Invests Grant recipients decreased from 1,446 in 2023-24 to 1,190 in 2024-25. The total funding awarded decreased from \$5,580,259 to \$5,109,844 in that same period. One reason for this change is the one-year increase in West Virginia Higher Education Grant award from \$3,400 to \$6,800 and fewer students having outstanding financial need after receiving the West Virginia Higher Education Grant.
- ▶ The institutions with the largest share of recipients include Pierpont Community and Technical College, BridgeValley Community and Technical College, and Blue Ridge Community and Technical College.



From left to right, images courtesy of Blue Ridge Community and Technical College, Eastern West Virginia Community & Technical College and Southern West Virginia Community and Technical College

Total WV Invests Grant Recipients, Awards, and Average Award, 2020-21 to 2024-25

	2020-21	2021-22	2022-23	2023-24	2024-25
Recipients	1,431	1,334	1,396	1,446	1,190
Awards	\$4,139,423	\$4,588,892	\$5,159,291	\$5,580,259	\$5,109,844
Average Award	\$2,893	\$3,440	\$3,696	\$3,859	\$4,294

WV Invests Grant: Total Recipients and Awards by Institution, 2024-25

	Recipients	% of Total Recipients	Awards
Four-Year Public Institutions	29	2.4%	\$105,777
Potomac State College of WVU	29	2.4%	\$105,777
Two-Year Public Institutions	1,161	97.6%	\$5,004,067
Blue Ridge Community and Technical College	160	13.4%	\$616,260
BridgeValley Community and Technical College	249	20.9%	\$1,011,012
Eastern WV Community and Technical College	23	1.9%	\$82,147
Mountwest Community and Technical College	105	8.8%	\$481,404
New River Community and Technical College	106	8.9%	\$553,491
Pierpont Community and Technical College	294	24.7%	\$1,339,532
Southern WV Community and Technical College	52	4.4%	\$219,363
WV Northern Community College	57	4.8%	\$230,931
WVU at Parkersburg	115	9.7%	\$469,927
Total	1,190	100.0%	\$5,109,844



Image courtesy of West Virginia Northern Community College



LEARN MORE AT WWW.CFWV.COM/PROGRAMS/INVEST-GRANT

Higher Education GRANT PROGRAM

The West Virginia Higher Education Grant Program (HEGP) is a need-based financial aid program designed to ensure that West Virginia students with financial need are given an opportunity to pursue postsecondary education. The grant may be renewed until the student's course of study is completed but may not exceed an additional three academic years beyond the initial award. Students must file a FAFSA each year to be eligible for renewal. Awards are based on demonstrated financial need and, generally, may be used in conjunction with other forms of state, federal, and institutional financial aid.

The West Virginia Higher Education Grant may be used at approved public and private postsecondary institutions in West Virginia or Pennsylvania. The grant may be transferred from one eligible institution to another. Renewal is not automatic; students must reapply each year.

The West Virginia Higher Education Grant is available to degree-seeking residents of West Virginia. In order to be eligible for an HEGP award, a potential recipient must:

- ▶ Be a citizen of the United States;
- ▶ Have maintained West Virginia residency for at least 12 months prior to the date of application;
- ▶ Be a high school graduate or the equivalent thereof;
- ▶ Demonstrate an established level of financial need through submission of the FAFSA;
- ▶ Demonstrate academic promise defined as a 2.0 cumulative high school GPA or a score of 2250 on the GED or a 500 on the TASC (this requirement does not apply to those more than five years out of high school) and meet institutional admission requirements;
- ▶ Enroll at a participating institution in West Virginia or Pennsylvania as a full-time undergraduate student; and
- ▶ Have not previously earned a bachelor's degree.

Highlights:

- ▶ The number of HEGP recipients increased from 15,360 in 2023-24 to 16,704 in 2024-25, with total awards increasing from \$42,822,203 to \$95,178,528. The average award amount increased from \$2,789 to \$5,698 during the same period.
- ▶ The increase was primarily a result of additional funding provided by the West Virginia Legislature to offset some of the uncertainties related to the rollout of the new 2024 FAFSA. The maximum award was increased from \$3,400 to \$6,800.
- ▶ In the 2024-25 academic year, 64.1 percent of HEGP recipients attended public four-year institutions. Of these, most students attended either West Virginia University (23.3 percent) or Marshall University (16.5 percent).



From left to right, images courtesy of Mountwest Community and Technical College, Concord University and West Virginia University

Total HEGP Recipients, Awards, and Average Award, 2020-21 to 2024-25

	2020-21	2021-22	2022-23	2023-24	2024-25
Recipients	14,376	15,129	14,259	15,355	16,704
Awards	\$35,334,682	\$37,968,843	\$38,041,354	\$42,822,203	\$95,178,528
Average Award	\$2,458	\$2,510	\$2,668	\$2,789	\$5,698

HEGP: Total Recipients and Awards by Institution, 2024-25

	Recipients	% of Total Recipients	Awards
Four-Year Public Institutions	10,709	64.1%	\$64,404,185
Bluefield State University	336	2.0%	\$2,063,725
Concord University	692	4.1%	\$3,995,007
Fairmont State University	1,029	6.2%	\$5,851,304
Glennville State University	395	2.4%	\$2,340,043
Marshall University	2,763	16.5%	\$16,351,983
Shepherd University	667	4.0%	\$3,753,634
West Liberty University	455	2.7%	\$2,734,781
West Virginia State University	488	2.9%	\$2,952,793
West Virginia University*	3,884	23.3%	\$24,360,915
Two-Year Public Institutions	3,677	22.0%	\$19,111,833
Blue Ridge Community and Technical College	336	2.0%	\$1,554,983
BridgeValley Community and Technical College	691	4.1%	\$3,460,249
Eastern WV Community and Technical College	88	0.5%	\$471,217
Mountwest Community and Technical College	393	2.4%	\$2,050,455
New River Community and Technical College	310	1.9%	\$1,543,100
Pierpont Community and Technical College	372	2.2%	\$1,983,578
Southern WV Community and Technical College	417	2.5%	\$2,218,564
WV Northern Community College	282	1.7%	\$1,318,866
WVU at Parkersburg	788	4.7%	\$4,510,821
Four-Year Private, Non-Profit Institutions	1,055	6.3%	\$6,173,893
Appalachian Bible College	31	0.2%	\$197,200
Bethany College	81	0.5%	\$527,400
Davis & Elkins College	184	1.1%	\$1,082,134
University of Charleston	417	2.5%	\$2,220,831
West Virginia Wesleyan College	311	1.9%	\$1,957,113
Wheeling University	31	0.2%	\$189,215
WV For-Profit Institutions	1,055	6.3%	\$5,372,517
American Public University System	74	0.4%	\$330,224
Huntington Junior College	62	0.4%	\$318,507
Salem University	230	1.4%	\$1,287,680
Valley College of Technology - Multiple Campuses	150	0.9%	\$700,884
WV Junior College - Multiple Campuses	539	3.2%	\$2,735,222
Pennsylvania Institutions	208	1.2%	\$116,100
Total	16,704	100.0%	\$95,178,528

* Includes Potomac State College of WVU and WVU Institute of Technology.

HEAPS GRANT

The goal of the HEAPS Part-Time Component is to encourage and enable West Virginia students who demonstrate financial need to continue their education on a part-time basis at the postsecondary level. For students enrolled at a public college or university, the maximum grant is based on the actual per credit hour tuition and required fees charged. For students enrolled at other eligible institutions, the award is based upon the average per credit hour tuition and required fees charged by public undergraduate institutions of higher education. Total aid, including a HEAPS award, may not exceed the recipient's demonstrated financial need. Aid may be used at a community college, a state college or university, a private college or university in West Virginia, or a career and technical school. Recipients are selected each year by institutions based on the student's eligibility and the availability of funds.

Students eligible for a HEAPS award must:

- ▶ Maintain West Virginia residency for at least 12 months prior to date of application;
- ▶ Be a citizen or a permanent resident of the United States;
- ▶ Submit the FAFSA;
- ▶ Demonstrate financial need;
- ▶ Not be in default on a higher education loan; and
- ▶ Not be incarcerated in a correctional facility.

HEAPS grants can be renewed until the program of study is completed but cannot exceed an additional nine years beyond the first year of the award. Renewal consideration will be based on meeting satisfactory academic progress, filing the FAFSA, demonstrating financial need, and following the institution's awarding procedures.

Highlights:

- ▶ The number of students receiving a HEAPS Part-Time Component award decreased from 2,450 in 2023-24 to 2,272 in 2024-25. The total dollars awarded decreased from \$2,957,232 to \$2,832,464 in the same period.
- ▶ The average award increased slightly from \$1,207 to \$1,247 in 2024-25.
- ▶ About 36.7 percent of HEAPS Part-Time Component recipients were enrolled at public four-year institutions, while 57 percent were enrolled at public two-year institutions in 2024-25. Public vocational/technical centers accounted for 1.6 percent of recipients.
- ▶ West Virginia for-profit institutions started participating in the HEAPS Part-Time Component in 2024-25 for the first time.



Image courtesy of West Virginia State University

Total HEAPS Recipients, Awards, and Average Award, 2020-21 to 2024-25

	2020-21	2021-22	2022-23	2023-24	2024-25
Recipients	2,739	3,060	3,101	2,450	2,272
Awards	\$3,084,059	\$3,609,009	\$3,770,933	\$2,957,232	\$2,832,464
Average Award	\$1,126	\$1,179	\$1,216	\$1,207	\$1,247

HEAPS: Total Recipients and Awards by Institution, 2024-25

	Recipients	% of Total Recipients	Awards
Four-Year Public Institutions	833	36.7%	\$1,008,197
Bluefield State University	46	2.0%	\$77,262
Concord University	6	0.3%	\$29,289
Fairmont State University	150	6.6%	\$163,614
Glennville State University	81	3.6%	\$98,471
Marshall University	270	11.9%	\$240,876
Shepherd University	68	3.0%	\$83,577
West Liberty University	40	1.8%	\$25,754
West Virginia State University	38	1.7%	\$54,033
West Virginia University*	134	5.9%	\$235,321
Two-Year Public Institutions	1,294	57.0%	\$1,646,329
Blue Ridge Community and Technical College	399	17.6%	\$350,463
BridgeValley Community and Technical College	0	0.0%	\$324,818
Eastern WV Community and Technical College	45	2.0%	\$43,428
Mountwest Community and Technical College	292	12.9%	\$174,452
New River Community and Technical College	77	3.4%	\$110,591
Pierpont Community and Technical College	171	7.5%	\$98,352
Southern WV Community and Technical College	134	5.9%	\$195,283
WV Northern Community College	82	3.6%	\$126,750
WVU at Parkersburg	94	4.1%	\$222,192
Four-Year Private, Non-Profit Institutions	15	0.7%	\$25,521
Appalachian Bible College	3	0.1%	\$3,036
Davis & Elkins College	3	0.1%	\$4,040
University of Charleston	8	0.4%	\$17,940
West Virginia Wesleyan College	1	0.1%	\$505
Public Vocational/Technical Colleges	37	1.6%	\$55,460
Academy of Careers and Technology	21	0.9%	\$29,289
James Rumsey Technical Institute	13	0.6%	\$24,071
Monongalia County School MTEC	3	0.1%	\$2,100
WV For-Profit Institutions	93	4.1%	\$96,957
American Public University System	28	1.2%	\$33,834
Huntington Junior College	16	0.7%	\$5,050
WV Junior College - Multiple Campuses	49	2.2%	\$58,073
Total	2,272	100.0%	\$2,832,464

* Includes Potomac State College of WVU and WVU Institute of Technology.

HEAPS WORKFORCE

The HEAPS Workforce Development Component is awarded to students who demonstrate financial need and enroll in a postsecondary certificate, industry-recognized credential, or other skill development program in a high-demand occupation in West Virginia. Students demonstrating financial need who are enrolled in an approved program may receive the cost of the program up to \$2,000. Students enrolled in multiple approved programs for a single academic year can receive a cumulative maximum of \$2,000 for all programs. Eligible programs for funding reimbursement are non-credit skill upgrade programs that complement West Virginia Development Office initiatives for targeted industries or employers, promote job creation or retention, or assist in developing skills for new economy jobs or high-performance workplaces. The West Virginia Council for Community and Technical College Education, with input from the West Virginia Development Office, annually sets programmatic funding priorities.

Students eligible for a HEAPS Workforce award must:

- ▶ Maintain West Virginia residency for at least 12 months prior to date of application;
- ▶ Be a citizen or a permanent resident of the United States;
- ▶ Submit the HEAPS Workforce Development application;
- ▶ Have earned a high school diploma or high school equivalent;
- ▶ Not be in default on a federal student loan;
- ▶ Not be incarcerated in a correctional facility;
- ▶ Be enrolled or accepted for enrollment in postsecondary certificate, industry-recognized credential, or other skill development programs of study; and
- ▶ Demonstrate financial need.

Highlights:

- ▶ The number of students receiving HEAPS Workforce Development Component funds increased from 934 in 2023-24 to 1,134 in 2024-25 and the actual dollars awarded increased from \$1,408,880 to \$1,639,660 during the same period.
- ▶ The average award decreased from \$1,508 in 2023-24 to \$1,446 in 2024-25.
- ▶ About 75.4 percent of HEAPS Workforce recipients were enrolled at public two-year institutions in 2024-25. Public vocational/technical centers accounted for 22 percent of recipients while 2.6 percent attended a private for-profit institution in 2024-25.




Image courtesy of Pierpont Community and Technical College

Total HEAPS Workforce Recipients, Awards, and Average Award, 2020-21 to 2024-25

	2020-21	2021-22	2022-23	2023-24	2024-25
Recipients	761	910	828	934	1,134
Awards	\$1,019,818	\$1,217,98	\$1,219,173	\$1,408,880	\$1,639,660
Average Award	\$1,340	\$1,338	\$1,472	\$1,508	\$1,446

HEAPS Workforce: Total Recipients and Awards by Institution, 2024-25

	Recipients	% of Total Recipients	Awards
Two-Year Public Institutions	855	75.4%	\$1,136,654
Blue Ridge Community and Technical College	254	22.4%	\$249,228
BridgeValley Community and Technical College	88	7.8%	\$142,835
Eastern WV Community and Technical College	133	11.7%	\$199,469
Mountwest Community and Technical College	115	10.1%	\$136,192
New River Community and Technical College	28	2.5%	\$35,738
Pierpont Community and Technical College	20	1.8%	\$27,400
Southern WV Community and Technical College	23	2.0%	\$46,000
WV Northern Community College	86	7.6%	\$92,466
WVU at Parkersburg	108	9.5%	\$207,326
Public Vocational/Technical Colleges	250	22.0%	\$445,006
Academy of Careers and Technology	98	8.6%	\$182,159
Benjamin Franklin Career and Technical Center	43	3.8%	\$71,664
Boone Career and Technical Center	1	0.1%	\$2,000
Cabell County Career Technology Center	8	0.7%	\$12,106
Carver Career and Technical Center	42	3.7%	\$69,355
Fred W. Eberle Technical Center	19	1.7%	\$36,234
Mercer County Technical Educational Center	33	2.9%	\$60,535
United Technical Center	4	0.4%	\$6,953
Wood County School of Practical Nursing	2	0.2%	\$4,000
WV For-Profit Institutions	29	2.6%	\$58,000
Valley College of Technology - Multiple Campuses	29	2.6%	\$58,000
Total	1,134	100.0%	\$1,639,660



From left to right, images courtesy of Blue Ridge Community and Technical College, West Virginia University at Parkersburg and Mountwest Community and Technical College



The Underwood-Smith Teaching Scholars Program is West Virginia's most prestigious state-funded financial aid program – offering up to \$10,000 per year (\$40K total) to cover the cost of tuition and fees, room and board, and other eligible expenses toward earning a bachelor's degree in an approved teacher education program.

The program is designed to address ongoing teacher shortages in the fields of math, science, special education and elementary education. Recipients must commit to teaching in a high-demand field in West Virginia for five years after graduation. The scholarship becomes a student loan if they do not fulfill the service commitment at a prorated amount based on the number of years they teach (i.e., if they teach for four years, 80 percent of the loan is forgiven). To give scholars the greatest chance at success, each recipient will be paired with a practicing classroom teacher mentor. Mentors will check in on scholars periodically throughout the year and will be on-call to provide guidance and assistance as needed.

The award is stackable with other forms of financial aid. West Virginia residents who receive the Promise Scholarship (\$5,500 per year in 2024-25) will receive \$15,500 per year to help pay for college.

Eligibility for the Underwood-Smith Teaching Scholars Program is limited to applicants who:

- ▶ Are high school seniors or recent high school graduates with plans to pursue a bachelor's degree in an approved teacher preparation program in math, science, elementary education, or special education at an eligible West Virginia institution;
- ▶ Have never been enrolled as a degree-seeking student in a college or university;
- ▶ Achieved a cumulative high school GPA of at least 3.25 on 4.0 scale, or an equivalent GPA based on an individual school district's grading policy;
- ▶ Meet the college readiness test scores;
- ▶ Are United States citizens or hold valid Employment Authorization Documents (EAD), or work permits, issued by the United States Citizenship and Immigration Services (USCIS) office; and
- ▶ Agree to teach in a West Virginia public school for five years after college graduation in the fields of math, science, elementary education, or special education.
- ▶ Applicants are not required to be residents of the state of West Virginia.

Highlights:

- ▶ The 2024-25 academic year is the fifth year of implementation of the scholarship program. Currently, there are a total of 90 recipients who received \$808,921 of funding. The average award in 2024-25 was \$8,988.

Total Underwood-Smith Teaching Scholars Program Recipients, Awards, and Average Award, 2020-21 to 2024-25

	2020-21	2021-22	2022-23	2023-24	2024-25
Recipients	25	43	70	95	90
Awards	\$243,044	\$423,044	\$662,603	\$859,831	\$808,921
Average Award	\$9,722	\$9,838	\$9,466	\$9,051	\$8,988

Underwood-Smith Teaching Scholars Program: Total Recipients and Awards by Institution, 2024-25

	Recipients	% of Total Recipients	Awards
Four-Year Public Institutions	83	92.2%	\$752,921
Bluefield State University	2	2.2%	\$20,000
Concord University	4	4.4%	\$34,803
Fairmont State University	15	16.7%	\$136,384
Glennville State University	3	3.3%	\$23,750
Marshall University	23	25.6%	\$225,000
Shepherd University	3	3.3%	\$17,449
West Liberty University	6	6.7%	\$50,000
West Virginia State University	5	5.6%	\$45,000
West Virginia University*	22	24.4%	\$200,535
Four-Year Private, Non-Profit Institutions	6	6.7%	\$46,000
Davis & Elkins College	3	3.3%	\$21,000
University of Charleston	1	1.1%	\$10,000
West Virginia Wesleyan College	2	2.2%	\$15,000
Two-Year Public Institutions	1	1.1%	\$10,000
WVU at Parkersburg	1	1.1%	\$10,000
Total	90	100.0%	\$808,921

* Includes Potomac State College of WVU and WVU Institute of Technology.



Underwood-Smith Teaching Scholars for the 2024-2025 academic year, which is the fourth year of implementation of the scholarship program.



The West Virginia Engineering, Science and Technology (WV STEM) Scholarship Program is a student financial aid program designed to enable and encourage academically-talented individuals to pursue careers in the fields of engineering, science, math and technology. Scholarships are awarded to degree- or certificate-seeking students on the basis of academic qualifications and are not to exceed \$3,000 per academic year. Recipients of the WV STEM Scholarship agree to work full-time in an engineering, science, math or technology field in West Virginia for one year for each year the scholarship was received. Students who do not meet the employment requirement must repay the scholarship received plus interest and any required collection fees.

To qualify for the WV STEM Scholarship, a student must:

- ▶ Be a United States citizen or resident alien who is an eligible non-citizen;
- ▶ Have a cumulative GPA of 3.0 on a 4.0 scale upon graduation from high school or have a cumulative GPA of at least 3.0 on a 4.0 scale after completing one semester of coursework at an eligible institution of higher education; and
- ▶ Be enrolled or accepted for enrollment in an engineering, science, math or technology program leading to a certificate, associate, or bachelor's degree at an eligible institution of higher education.

Scholarship renewal is not automatic. The scholarship may be renewed as long as the recipient is enrolled as a full-time student in an eligible institution of higher education; is pursuing a certificate, associate, or bachelor's degree in engineering, science, or technology; maintains satisfactory progress according to that institution; and submits an application by the deadline.

Highlights:

- ▶ The number of Engineering, Science, and Technology (WV STEM) Scholarship recipients increased from 251 in 2023-24 to 267 in 2024-25. The total amount awarded also increased during this period, from \$720,681 in 2023-24 to \$766,433 in 2024-25.
- ▶ Recipients received an average award of \$2,871 in 2024-25.
- ▶ Most recipients, 94 percent, attended a public four-year institution, with West Virginia University enrolling 63.7 percent of the total recipients and Marshall University enrolling 16.9 percent.

Total Engineering, Science and Technology Scholarship Recipients, Awards, and Average Award, 2020-21 to 2024-25

	2020-21	2021-22	2022-23	2023-24	2024-25
Recipients	233	253	264	251	267
Awards	\$662,027	\$705,344	\$749,215	\$720,681	\$766,433
Average Award	\$2,841	\$2,788	\$2,838	\$2,871	\$2,871

Engineering, Science and Technology Scholarship: Total Recipients and Awards by Institution, 2024-25

	Recipients	% of Total Recipients	Awards
Four-Year Public Institutions	251	94.0%	\$721,808
Bluefield State University	1	0.4%	\$3,000
Concord University	4	1.5%	\$10,875
Fairmont State University	25	9.4%	\$70,770
Marshall University	45	16.9%	\$129,375
Shepherd University	3	1.1%	\$9,000
West Liberty University	1	0.4%	\$3,000
West Virginia State University	2	0.7%	\$6,000
West Virginia University	170	63.7%	\$489,788
Two-Year Public Institutions	5	1.9%	\$13,125
WV Northern Community College	1	0.4%	\$3,000
WVU at Parkersburg	4	1.5%	\$10,125
Four-Year Private, Non-Profit Institutions	11	4.1%	\$31,500
Davis & Elkins College	1	0.4%	\$1,500
West Virginia Wesleyan College	9	3.4%	\$27,000
Wheeling University	1	0.4%	\$3,000
Total	267	100.0%	\$766,433




Image courtesy of Glenville State University

The logo features a stylized geometric design on the left, composed of overlapping blue and green shapes forming a cross-like pattern. To the right of this graphic, the words "Medical Student Loan" are written in a large, bold, blue sans-serif font, with "PROGRAM" in a smaller, bold, green sans-serif font underneath.

Medical Student Loan PROGRAM

The purpose of this program is to enable needy medical students to obtain loan funds to pursue a degree at Marshall University School of Medicine, West Virginia School of Osteopathic Medicine, or West Virginia University School of Medicine.

To be eligible for loan consideration, an applicant must:

- ▶ Be a United States citizen or legal immigrant pursuing United States citizenship;
- ▶ Be accepted for enrollment or be enrolled full-time at an approved West Virginia medical school with priority consideration given to residents of the state;
- ▶ Meet designated academic standards;
- ▶ Demonstrate financial need as determined by each medical school; and
- ▶ Not be in default on any previous student loan(s).

The program is funded by fees paid by medical students. The financial aid office at the medical school determines eligibility and makes the awards. The maximum annual loan amount cannot exceed \$10,000. Funding availability at each medical school may limit the number of awards or the value of individual awards. Students may apply for loan assistance for each year of medical school.

The first payment will be due nine months following the date that the borrower ceases to be a full-time medical student at a West Virginia medical school. The borrower has twelve months to repay the loan (principal and interest). Borrowers will not be required to make payments during periods of authorized deferments, including approved medical residencies and fellowships (not to exceed five years).

Instead of repaying the loan, the borrower may elect to have the loan forgiven at a rate of up to \$10,000 for each period of twelve consecutive calendar months of full-time practice in West Virginia in a qualifying medically-underserved area and in a qualified medical specialty in which there is a shortage of physicians. The medical specialties that qualify for loan forgiveness are family medicine/family practice; internal medicine; obstetrics/gynecology; pediatrics; and psychiatry. In 2024-2025, addiction medicine, neurology, neurosurgery, general surgery, and cardiac and thoracic surgery were added to the program's existing list of covered primary care specialties.

Highlights:

- ▶ Due to legislative changes in 2023-24, no funding was disbursed through the Medical Student Loan Program during 2023-24 or during 2024-25.
- ▶ Approximately 13.2 percent of previous award recipients were in default status during the 2024-25 academic year.



From left to right, images courtesy of Potomac State College of WVU, Marshall University and West Virginia School of Osteopathic Medicine

Medical Student Loan Program: Awards, Total Funds Disbursed, Cancellation and Default Rate, 2020-21 to 2024-25

	2020-21	2021-22	2022-23	2023-24	2024-25
Recipients	352	229	154	0*	0*
Funds Disbursed	\$1,712,559	\$1,639,500	\$1,264,257	\$0*	\$0*
Loan Deferment	315	322	334	339	360
Loan Forgiveness	10	11	9	5	18
Default Rate on Previous Awards	10.6%	9.8%	9.9%	11.3%	13.2%

*Due to legislative changes, no funding was disbursed in 2023-24 or in 2024-25.



Image courtesy of West Virginia University



Choose West Virginia PRACTICE PROGRAM

The Choose West Virginia Practice Program is a state-funded incentive program and is administered by the Commission. The program provides a tuition waiver to nonresident West Virginia medical students who agree to remain in West Virginia to practice in underserved areas of the state upon completion of their education and training. Two medical students from each West Virginia medical school are eligible to be awarded each academic year and will receive a tuition waiver for the difference between in-state and out-of-state tuition (approximately \$30,000).

To be eligible for the award, students must:

- ▶ Be accepted or enrolled at Marshall University, West Virginia School of Osteopathic Medicine, or West Virginia University in a program leading to a degree of Doctor of Medicine or Doctor of Osteopathy;
- ▶ Meet institutional requirements for being classified as an out-of-state student;
- ▶ Not be in default of any previous student loan; and
- ▶ Be employed full-time or part-time at an eligible practice site.

Although students from any current medical school class year are eligible to apply, medical students who meet the eligibility criteria listed above and who are in their first year of medical school will receive preference.

Subject to continued state funding, students who receive an award will be eligible to receive an award in each of their remaining years of medical school as long as they:

- ▶ Progress to the next academic year of their program;
- ▶ Maintain good academic standing; and
- ▶ Maintain good professional standing.

Highlights:

- ▶ The total amount awarded decreased from \$679,108 in 2023-24 to \$571,032 in 2024-25.
- ▶ Recipients received an average award of \$33,590 in 2024-25, a decrease from \$33,955 in 2023-24.



From left to right, images courtesy of West Virginia School of Osteopathic Medicine, West Virginia University, and Marshall University

Choose West Virginia Practice Program: Total Recipients, Total Funds Disbursed, Average Award, 2020-21 to 2024-25

	2020-21	2021-22	2022-23	2023-24	2024-25
Recipients	9	14	16	20	17
Funds Disbursed	\$285,318	\$444,871	\$514,084	\$679,108	\$571,032
Average Award	\$31,702	\$31,777	\$32,130	\$33,955	\$33,590

Choose West Virginia Practice Program: Total Recipients and Awards by Institution, 2024-25

	Recipients	% of Total Recipients	Awards
Four-Year Public Institutions	17	100.0%	\$571,032
Marshall University	3	17.6%	\$100,737
West Virginia Osteopathic School of Medicine	9	52.9%	\$295,200
West Virginia University	5	29.4%	\$175,095
Total	17	100.0%	\$571,032



Image courtesy of West Virginia School of Osteopathic Medicine

WEST VIRGINIA Nursing Scholarship PROGRAM

The West Virginia Higher Education Policy Commission offers a loan forgiveness program to assist current and future West Virginia nursing professionals with their education. Nurses benefit from financial assistance, and in return, agree to work or teach in West Virginia to fulfill the service obligation specific to their degree.

Students must be enrolled in an accredited West Virginia nursing program at least half-time. Students may be awarded for fall, spring, and/or summer. Recipients must begin employment at an eligible work site in West Virginia within six months of graduation to avoid repayment. A recipient who fails to provide verification that he or she is meeting the service obligation is required to repay the principal and any interest that accrues on the award amount. Repayment of the award must begin within six months of graduation and be completed within ten years.

The West Virginia Nursing Scholarship Program was the recipient of CARES Act funding as a part of Governor Jim Justice's Nursing Expansion Program in 2022-23. This permitted the program to provide the statutory maximum value of awards allowed for in West Virginia state code.

The following awards are offered through the Nursing Scholarship Program:

- ▶ **Licensed Practical Nurse (LPN):** An award of up to \$3,000 per year is available for a student in an LPN education program who has completed at least one-half of the program. A recipient is required to practice nursing as an LPN in West Virginia for one year for each year in which the recipient received an award.
- ▶ **Registered Nurse (RN):** An award of up to \$7,500 per year is available for a student who has completed at least one-half of an RN education program. A recipient is required to teach in an accredited West Virginia nursing program or practice nursing as an RN in West Virginia for two years for each year in which the recipient received an award.
- ▶ **Nursing Master's Degree or Doctoral Nursing or Education Program:** An award of up to \$15,000 per year is available to a student in a nursing master's degree program or a doctoral nursing or education program. A recipient is required to teach in an accredited West Virginia nursing program for two years for each year in which the recipient received an award.
- ▶ **Licensed Practical Nurse Teaching Certificate:** An award of up to \$1,000 per year is available for a student obtaining a licensed practical nurse teaching certificate. A recipient is required to teach in a West Virginia LPN program for one year for each year in which the recipient received an award.



Image courtesy of West Virginia University

Highlights:

- ▶ A total of 357 scholarships to nursing students at all levels were awarded during the 2024-25 academic year, totaling \$1,505,807 in scholarship aid.

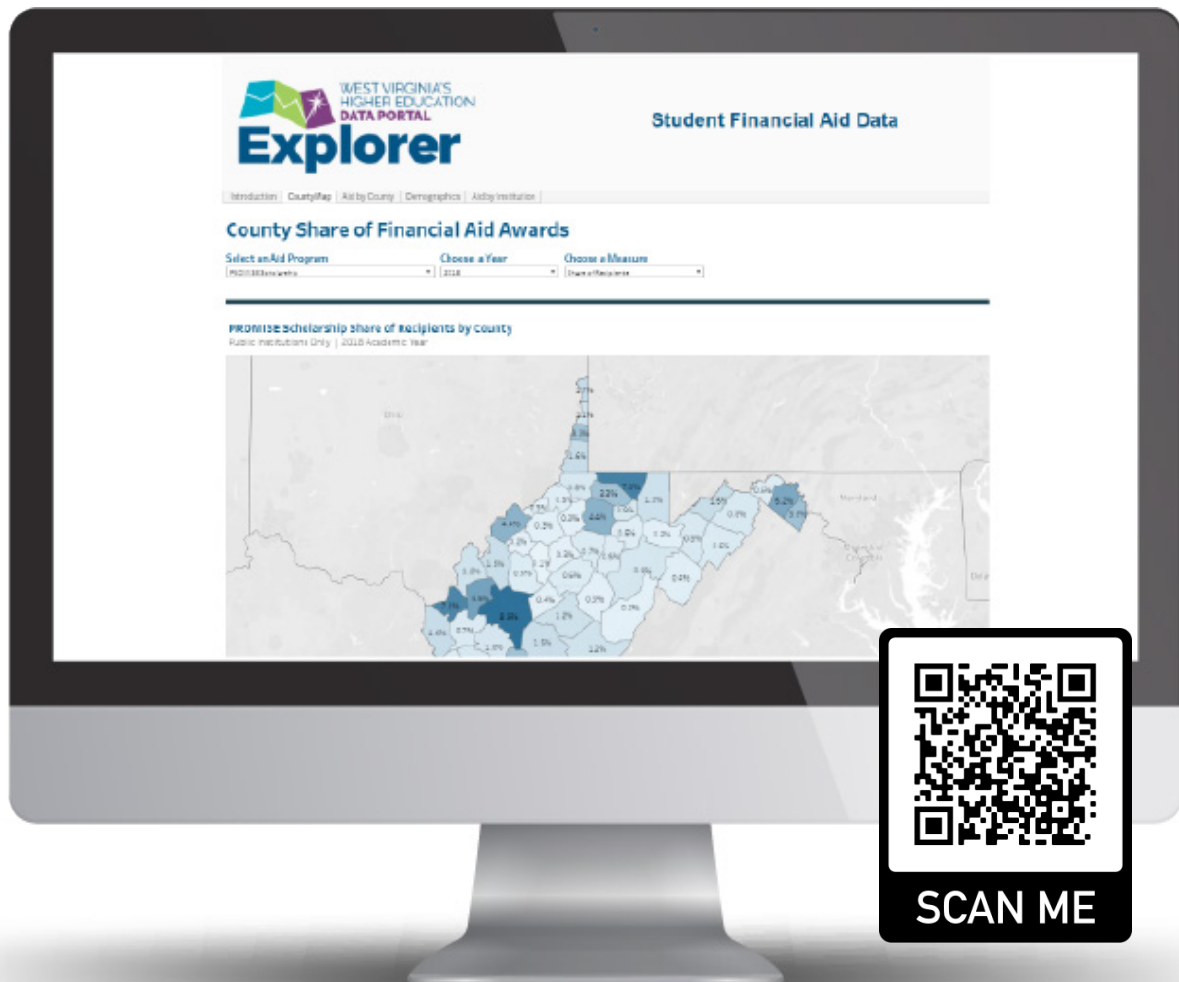
Nursing Scholarship Program: Awards and Total Funds Disbursed, 2020-21 to 2024-25

	2020-21	2021-22	2022-23	2023-24	2024-25
Recipients	182	220	295	343	357
Funds Disbursed	\$339,350	\$378,350	\$1,244,750	\$1,349,000	\$1,505,807
Average Award	\$1,865	\$1,720	\$4,219	\$3,933	\$4,218

ADDITIONAL INFORMATION

For additional detailed information on state and federal financial aid programs in West Virginia, including demographics and aid distribution by county, visit **Explorer**, the state's higher education data portal, at:

<http://www.wvhepc.edu/resources/data-and-publication-center/>



CONTACT INFORMATION

Brian Weingart
Senior Director of Financial Aid
Email: brian.weingart@wvhepc.edu
Phone: (304) 558-4618

Dr. Zorrie Georgieva
Senior Director of Research
Email: zornitsa.georgieva@wvhepc.edu
Phone: (304) 558-1112



2001 Union Carbide Drive Building 2000
South Charleston, WV 25303

www.wvhepc.edu
www.wvctcs.edu