

## **Legislative Oversight Commission on Education Accountability** **January 13, 2026**

- **2025 Dual Enrollment Pilot Program Report** **1**  
West Virginia Code §18B-14-4<sup>e</sup>  
Sarah Tucker, Chancellor
- **2025 Health Sciences and Rural Health Report Card**  
West Virginia Code §18B-16-9  
Amanda McCarty, Senior Director of Health Sciences
- **West Virginia Financial Aid 2025 Comprehensive Report**  
West Virginia Code §18C-1-1f  
Brian Weingart, Senior Director of Financial Aid



**Report to the Legislative Oversight Commission on Education  
Accountability**

**2025 Dual Enrollment Pilot Program Report  
(§18B-14-4e)**





West Virginia  
Higher Education  
Policy Commission

Michael J. Farrell, Esq.  
*Chair*

Sarah Armstrong Tucker, Ph.D.  
*Chancellor*

[www.wvhepc.edu](http://www.wvhepc.edu)

West Virginia  
Council for Community  
and Technical  
College Education


Steven Roberts  
*Chair*

Sarah Armstrong Tucker, Ph.D.  
*Chancellor*

[www.wvctcs.edu](http://www.wvctcs.edu)

2001 Union Carbide Drive,  
Building 2000  
South Charleston, WV, 25303  
304-558-0699 (phone)  
304-558-1011 (fax)

TO: Legislative Oversight Commission on Education Accountability

FROM: Sarah Armstrong Tucker, Ph.D.   
Chancellor

DATE: December 19, 2025

RE: 2025 Dual Enrollment Pilot Program Report

The Dual Enrollment Pilot Program Report satisfies the requirements outlined in West Virginia Code §18B-14-4e, relating to reporting on the West Virginia Dual Enrollment Pilot Program. The program allows high school students to enroll in college-level courses and earn both high school and college credit at the same time.

The courses are aligned with individualized pathways that lead to careers in West Virginia's high-demand fields—including health professions; information technology; STEM disciplines; education; advanced manufacturing; welding and fabrication; construction; agriculture; and other programs that address workforce needs identified by the West Virginia Department of Commerce.

The West Virginia Higher Education Policy Commission (Commission) and the West Virginia Council for Community and Technical College Education (Council) work to expand access to and support success in postsecondary education. Together with public colleges and universities, the West Virginia Department of Education, and other partners, the Commission and Council help students transition smoothly from high school to college and create pathways for graduates to continue their education and training.

The 2024–2025 academic year marked the second year of the pilot program, and key participation metrics—such as student enrollment, credits earned, and funds expended—are now available. The program experienced notable growth in its second year, with increases in both the number of participating students and the total course registrations. Early indicators from Fall 2025 semester, the start of the program's third year, point to continued expansion. Additional outcomes—such as industry certifications or credentials earned and the employment status of participating students—will become available as the program matures and students complete high school, pursue further postsecondary coursework, and transition into the workforce.

West Virginia's most recent college-going rate for Class of 2024 stands at 47 percent, well below the national average. Research consistently shows that

students who earn college credit while still in high school enroll in postsecondary education at higher rates than their peers who do not. Expanding dual enrollment opportunities is a key strategy to improve the state's college-going rate, support a smoother transition into college, and better prepare students for careers critical to West Virginia's economy. Among recent public high school graduates who enrolled in an in-state public postsecondary institution, more than one-third (36.3 percent) entered with an average of 14 college credits already earned through dual enrollment or comparable programs, highlighting the strong role these opportunities play in advancing college readiness and postsecondary participation.

As the program enters its third year of implementation, all public higher education institutions are participating and collectively serving thousands of students.

#### **Key findings from the second year of the dual enrollment pilot**

- More than 8,800 unique students registered for at least one dual enrollment course, resulting in over 26,000 total course registrations.
- Participating students earned nearly 72,000 college credit hours.
- Public, private, and home-schooled students from 54 counties participated.
- The most common pathways students are enrolling in include health sciences, education, and social services.

Preliminary Fall 2025 data shows continued expansion of the program, with more than 8,000 students enrolling in dual enrollment courses during the fall semester alone. We also observed an increase in the number of dual credit students completing a postsecondary credential before graduating from high school. Although Fall 2025 enrollment figures are not yet finalized, early signs point to an increase in first-time freshmen enrolling in public higher education institutions—potentially reflecting the emerging impact of the dual enrollment initiative.





**Report to the Legislative Oversight Commission  
on Education Accountability**

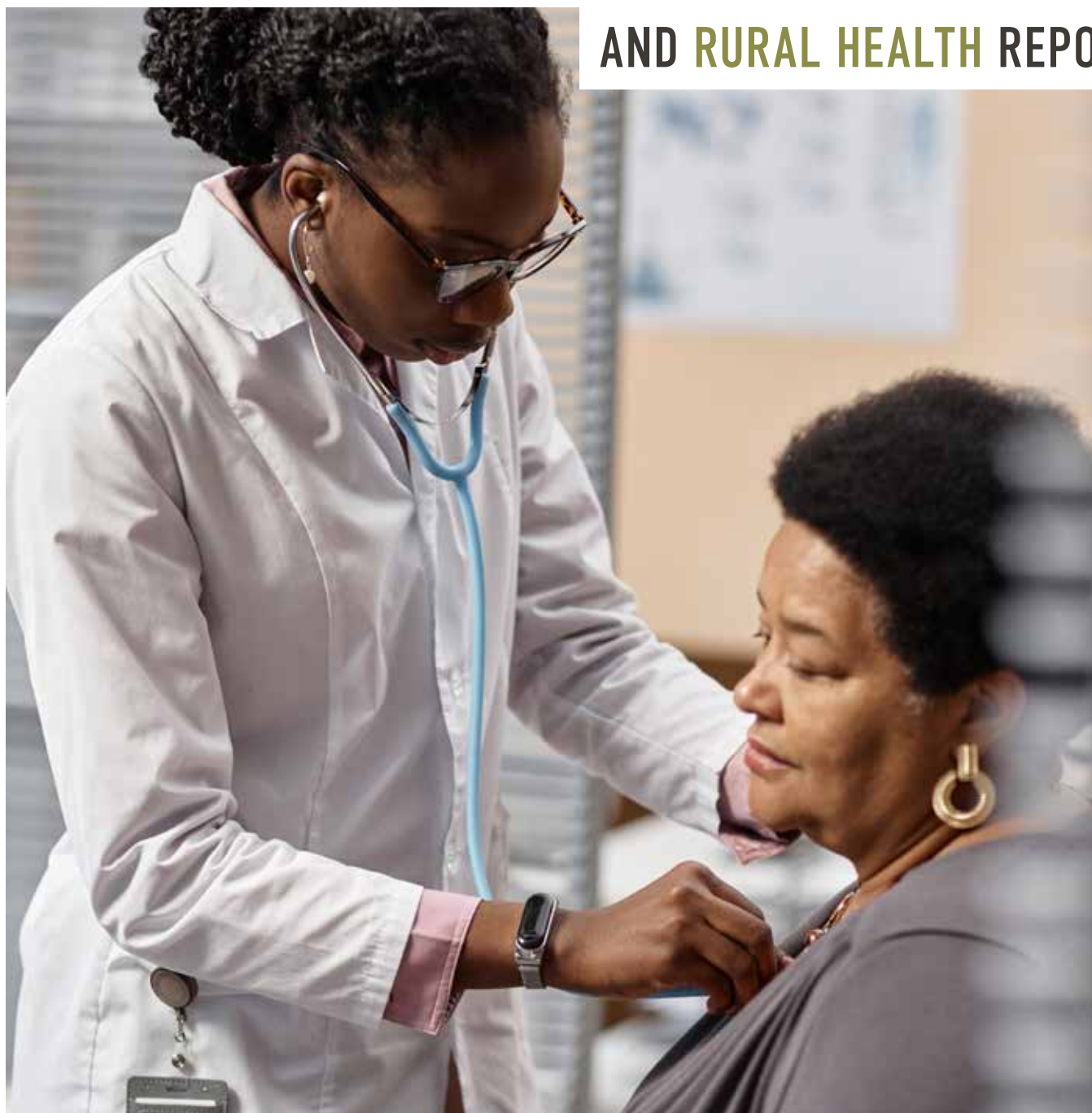
**2025 Health Sciences and Rural Health Report Card  
(§18B-16-9)**



2025 WEST VIRGINIA

# HEALTH SCIENCES

AND RURAL HEALTH REPORT





# TABLE OF CONTENTS

<b>About the Division of Health Sciences .....</b>	<b>1</b>
<b>Executive Summary .....</b>	<b>1</b>
<b>Medical School Profiles .....</b>	<b>2</b>
Marshall University Joan C. Edwards School of Medicine.....	3
West Virginia School of Osteopathic Medicine.....	5
West Virginia University School of Medicine .....	7
<b>Medical Licensure Exams .....</b>	<b>9</b>
Allopathic Medical School Graduates .....	9
Osteopathic Medical School Graduates .....	9
<b>Medical School Indebtedness.....</b>	<b>10</b>
<b>Residency Training.....</b>	<b>11</b>
<b>Medical School Graduate Retention for Practice in West Virginia .....</b>	<b>16</b>
County of Practice of Recent West Virginia Medical School Graduates .....	19
Retention of West Virginia Medical School Graduates Completing Primary Care Residencies .....	21
<b>Pharmacy Program Profiles .....</b>	<b>22</b>
West Virginia University School of Pharmacy .....	23
Marshall University School of Pharmacy .....	23
Admission and Academic Year Report .....	23
Licensure Examinations .....	24
West Virginia Retention and Rural Practice .....	25
<b>Dentistry Program Profiles .....</b>	<b>26</b>
West Virginia University School of Dentistry .....	26
Admission and Academic Year Report .....	26
Licensure Examinations .....	27
West Virginia Retention and Rural Practice .....	28
<b>Nursing School Profiles .....</b>	<b>29</b>
Bluefield State University.....	29
Blue Ridge Community and Technical College.....	30
BridgeValley Community and Technical College .....	30
Concord University.....	31
Eastern West Virginia Community and Technical College.....	31
Fairmont State University.....	32
Marshall University .....	32



# TABLE OF CONTENTS

**Nursing School Profiles..... continued**

New River Community and Technical College ..... 33

Pierpont Community and Technical College..... 33

Shepherd University ..... 34

Southern West Virginia Community and Technical College..... 34

West Liberty University ..... 35

West Virginia Northern Community College ..... 35

West Virginia State University ..... 36

West Virginia University..... 36

West Virginia University at Parkersburg ..... 37

**Loans and Incentives ..... 43**

Health Sciences Service Program ..... 43

West Virginia Nursing Scholarship Program ..... 44

Medical Student Loan Program ..... 44

Choose WV Practice Program..... 45

Mental Health Loan Repayment Program ..... 46

**Behavioral Health Initiative ..... 46**

**Rural Health Initiative Program ..... 47**

Statewide Housing System ..... 48

Marshall University Joan C. Edwards School of Medicine..... 48

West Virginia School of Osteopathic Medicine..... 51

West Virginia University School of Medicine..... 53



# *About the* DIVISION OF HEALTH SCIENCES

The Division of Health Sciences of the Higher Education Policy Commission leverages expertise, fosters collaboration and supports innovation to improve the health of West Virginians, particularly rural and underserved populations. These initiatives build the healthcare workforce by improving access to health sciences and behavioral sciences education and supporting practical research, practice, and policy. The Division supports health sciences programs at all the state's colleges and universities, including the state's three academic health centers at Marshall University, the West Virginia School of Osteopathic Medicine, and West Virginia University. The Division collaborates with stakeholders around the state to help address key issues in the state's healthcare landscape, including behavioral health workforce development, graduate medical education, nursing workforce development, Emergency Medical Services (EMS) workforce development, and healthcare career pathway development.

## EXECUTIVE SUMMARY

West Virginia's three state-funded medical schools enroll more medical students per capita than any other state in the country. Due to the large number of medical student seats, most qualified West Virginians have the opportunity to complete their medical education in the state. In the academic year of 2024-2025, 38 percent (157) of the 418 medical students who enrolled in the first-year classes of the state's three medical schools were West Virginia residents.

In-state tuition at West Virginia medical schools is among the most affordable in the nation. In addition to affordability, all three schools well prepare students to succeed as practitioners and reported licensure exam passage rates ranging from 97-100 percent in 2022. Retaining medical school graduates for residency is a proven way to recruit them for long-term practice in West Virginia. To support this, the Commission and the state's three medical schools offer programs that encourage students, especially those interested in primary care and rural practice, to complete residency training in-state. In 2025, 30 percent (60) of West Virginia medical school graduates chose primary care residencies here, a rate above the national average. Many remain to practice, yet rural and low-income areas still face shortages.

Through the Rural Health Initiative and other efforts, the Commission and medical schools are developing innovative models and partnering with underserved communities to widen placement of primary care physicians. In recent years, West Virginia higher education institutions have expanded the number of health profession programs offered including social work, pharmacy, public health, occupational therapy, psychology, and physical therapy to better address healthcare needs in the state's rural and underserved communities.

This report also includes information about public dentistry, pharmacy and pre-licensure nursing program outcomes. The Commission administers five financial aid programs for students in health professions to incentivize them to remain in West Virginia after completing their training.

- ▶ The West Virginia Nursing Scholarship Program provides scholarships to LPNs, RNs, and graduate nursing students in exchange for completing service obligations in West Virginia.
- ▶ More than 250 participants have completed the Health Sciences Service Program since its inception in 1995.
- ▶ The Medical Student Loan Program provides needs-based loans each year to the state's medical students. Loans are forgiven for service in underserved areas of the state or in shortage specialties.
- ▶ The Mental Health Loan Repayment Program provides financial assistance to licensed mental health professionals who practice in underserved areas of West Virginia. The program aims to retain these professionals by offering loan repayment for their services.
- ▶ The Choose WV Practice Program began in 2019 and provides a tuition waiver to nonresident medical students who agree to remain in West Virginia to practice in an underserved area of the state.

# MEDICAL SCHOOL PROFILES


The Marshall University Joan C. Edwards School of Medicine and the West Virginia University School of Medicine are allopathic institutions, while the West Virginia School of Osteopathic Medicine offers osteopathic training. Although allopathic and osteopathic education share many similarities, there are notable differences. In this report, the three schools discuss together where their programs align, and separately where distinctions exist. All medical school applicants complete the Medical College Admission Test® (MCAT®) as part of the application process. In 2015, the Association of American Medical Colleges redesigned the MCAT®. As a result, some West Virginia medical schools still accept scores from either the new or old versions of the MCAT®. The new MCAT® consists of four multiple choice sections each worth between 118 and 132 points (Biological and Biochemical Foundations of Living Systems, Chemical and Physical Foundations of Biological Systems, Psychological, Social, and Biological Foundations of Behavior, and Critical Analysis and Reasoning Skills). The old version of the MCAT® consisted of three multiple choice sections each worth 15 points (physical sciences, verbal reasoning, and biological sciences) and a writing sample.

The new national combined mean MCAT® score for students entering allopathic medical schools during the 2024-2025 academic year was 511.8. For students entering osteopathic medical schools, the score was 503.8. National performance data on the old MCAT® for students entering medical schools is no longer reported.

For the 2024-2025 academic year, the national mean grade point average (GPA) for students matriculating to allopathic medical schools was 3.79, and the national mean grade point average for students matriculating to osteopathic schools was 3.59 (Association of American Medical Colleges and American Association of Colleges of Osteopathic Medicine).



# Marshall University Joan C. Edwards School of Medicine



## ENTERING CLASS ADMISSION RATE

	2024-2025	2023-2024	2022-2023	2021-2022	2020-2021
<b>In-State</b>					
Acceptances/Applicants	61/130	71/161	86/151	103/199	95/209
Admission Rate	47%	44%	57%	52%	45%
<b>Out-of-State</b>					
Acceptances / Applicants	76/2,896	68/1,680	32/1,765	25/2,123	15/1,922
Admission Rate	3%	4%	2%	1.2%	0.8%
<b>Total Acceptances / Applicants</b>	<b>137/3,026</b>	<b>139/1,841</b>	<b>118/1,916</b>	<b>128/2,322</b>	<b>110/2,131</b>
<b>Total Admission Rate</b>	<b>5%</b>	<b>7.5%</b>	<b>7%</b>	<b>6%</b>	<b>5%</b>

## ENTERING CLASS ACADEMIC QUALIFICATIONS

	2024-2025	2023-2024	2022-2023	2021-2022	2020-2021
Mean GPA	3.81	3.8	3.66	3.63	3.61
Mean MCAT(R) (New Version)	506	505	503	504	502

## ACADEMIC YEAR DATA

		2024-2025	2023-2024	2022-2023	2021-2022	2020-2021
<b>First Year New Enrollment</b>	In-State	54	59	63	69	63
	Out-of-State	38	21	17	11	17
	<b>Total</b>	<b>92</b>	<b>80</b>	<b>80</b>	<b>80</b>	<b>80</b>
<b>Total Graduates</b>		69	56	79	69	74
<b>Total Medical Students</b>		319	290	330	321	315
<b>Tuition and Fees</b>	In-State	\$24,376	\$24,376	\$24,324	\$24,004	\$23,904
	Out-of-State	\$59,150	\$57,734	\$57,682	\$56,788	\$54,772



# West Virginia School of Osteopathic Medicine



## ENTERING CLASS ADMISSION RATE

	2024-2025	2023-2024	2022-2023	2021-2022	2020-2021
<b>In-State</b>					
Acceptances/Applicants	87/116	73/112	48/100	67/143	53/139
Admission Rate	75%	65%	48%	47%	38%
<b>Out-of-State</b>					
Acceptances / Applicants	593/4,251	485/5,019	483/4,923	533/5,173	465/5,290
Admission Rate	14%	9.6%	10%	10%	8%
<b>Total Acceptances / Applicants</b>	<b>680/4,367</b>	<b>558/5,131</b>	<b>531/5,023</b>	<b>600/5,316</b>	<b>465/5,429</b>
<b>Total Admission Rate</b>	<b>16%</b>	<b>11%</b>	<b>11%</b>	<b>11%</b>	<b>9%</b>

## ENTERING CLASS ACADEMIC QUALIFICATIONS

	2024-2025	2023-2024	2022-2023	2021-2022	2020-2021
Mean GPA	3.61	3.63	3.59	3.59	3.58
Mean MCAT(R) (Old Version)	-	-	-	-	21.8
Mean MCAT(R) (New Version)	501.6	502.0	503.5	501.8	500.7

## ACADEMIC YEAR DATA

		2024-2025	2023-2024	2022-2023	2021-2022	2020-2021
<b>First Year New Enrollment</b>	In-State	48	51	32	46	41
	Out-of-State	163	146	169	154	166
	<b>Total</b>	<b>211</b>	<b>197</b>	<b>201</b>	<b>200</b>	<b>207</b>
<b>Total Graduates</b>		185	189	181	199	178
<b>Total Medical Students</b>		810	798	793	806	800
<b>Tuition and Fees</b>	In-State	\$23,594	\$23,594	\$22,472	\$21,472	\$21,472
	Out-of-State	\$56,394	\$56,394	\$53,710	\$52,710	\$52,710



# West Virginia University School of Medicine





## ENTERING CLASS ADMISSION RATE

	2024-2025	2023-2024	2022-2023	2021-2022	2020-2021
<b>In-State</b>					
Acceptances/Applicants	65/137	93/189	66/165	81/212	75/212
Admission Rate	47%	49%	40%	38%	35%
<b>Out-of-State</b>					
Acceptances / Applicants	113/5,207	85/5,039	113/4,578	86/4,850	90/4,841
Admission Rate	2.2%	1.7%	3%	2%	2%
<b>Total Acceptances / Applicants</b>	<b>178/5,344</b>	<b>178/5,228</b>	<b>179/4,743</b>	<b>166/5,062</b>	<b>165/5,053</b>
<b>Total Admission Rate</b>	<b>3%</b>	<b>3.4%</b>	<b>4%</b>	<b>3%</b>	<b>3%</b>

## ENTERING CLASS ACADEMIC QUALIFICATIONS

	2024-2025	2023-2024	2022-2023	2021-2022	2020-2021
Mean GPA	3.76	3.8	3.8	3.8	3.8
Mean MCAT(R) (New Version)	510	509	511	510	510

## ACADEMIC YEAR DATA

		2024-2025	2023-2024	2022-2023	2021-2022	2020-2021
<b>First Year New Enrollment</b>	In-State	55	76	47	65	63
	Out-of-State	60	36	65	47	49
	<b>Total</b>	<b>115</b>	<b>112</b>	<b>112</b>	<b>112</b>	<b>112</b>
<b>Total Graduates</b>		103	96	106	103	117
<b>Total Medical Students</b>		451	428	441	434	456
<b>Tuition and Fees</b>	In-State	\$35,613	\$34,398	\$33,426	\$32,940	\$32,643
	Out-of-State	\$70,632	\$68,202	\$66,231	\$64,935	\$64,152

# MEDICAL LICENSURE EXAMS

All medical students must complete a series of licensing exams to become licensed physicians. Allopathic students take the United States Medical Licensing Exam (USMLE), and osteopathic students take the Comprehensive Osteopathic Medical Licensing Examination (COMLEX)-USA.

These exams have multiple parts. Students typically take the final USMLE or COMLEX soon after graduating from medical school. The data reported below is for the final exam for first-time test takers who took their respective licensing exam within two years of graduation. In evaluating the data presented below, it is important to consider some of its limitations:

- ▶ The data is for first-time test takers.
- ▶ Graduates can elect not to report their results to their medical schools.
- ▶ The data does not reflect graduates who take the exam more than two years after graduation.
- ▶ Not all graduates enter residency programs and therefore do not sit for these exams.

## Allopathic Medical School Graduates

The USMLE, Step 3 is the final of three tests completed by allopathic medical students. Graduates normally take USMLE, Step 3 at the end of their first year of residency. The national average passage rate for first-time test takers for the graduating class of 2022 is 98 percent. The high rate is consistent with previous years, reflecting the strong preparation and performance of medical graduates. (source: United States Medical Licensing Examination Program).

### NUMBER PASSING/NUMBER OF EXAMINEES, USMLE, STEP 3 GRADUATING CLASS

	2022	2021	2020	2019	2018
<b>Marshall University</b>	63/65	70/71	74/78	54/55	64/65
	97%	99%	95%	98%	98%
<b>West Virginia University</b>	99/100	115/115	103/103	88/91	92/93
	99%	100%	100%	98%	99%

## Osteopathic Medical School Graduates

Osteopathic graduates take the final COMLEX, Level 3 as early as six months into residency training. They must complete Level 3 before starting their third year of residency training. The national average is 96 percent in 2021. (source: United States Medical Licensing Examination Program)

### NUMBER PASSING/NUMBER OF EXAMINEES, COMLEX, LEVEL 3 GRADUATING CLASS

	2022	2021	2020	2019	2018
<b>West Virginia School of Osteopathic Medicine</b>	180/184	166/176	182/190	191/198	188/192
	97.8%	94%	96%	96%	98%

# MEDICAL SCHOOL INDEBTEDNESS

The average indebtedness of each graduating medical school class is calculated from all loans, public and private, accumulated while pursuing medical degrees. It does not include pre-medical school debt. Members of the graduating class who do not have any debt are excluded from the calculation. In 2025, a total of 21 percent of graduates did not have educational debt. As of 2025, in-state medical student graduates have an average of \$164,572 and out-of-state medical student graduates have \$280,245 in total educational debt.

## AVERAGE MEDICAL STUDENT DEBT FOR IN-STATE STUDENTS, BY GRADUATING CLASS

Class	Marshall University	West Virginia School of Osteopathic Medicine	West Virginia University
2025	\$149,774	\$196,953	\$146,990
2024	\$151,591	\$187,145	\$139,565
2023	\$130,031	\$176,473	\$123,298
2022	\$130,901	\$172,346	\$148,013
2021	\$137,787	\$177,125	\$149,297

## AVERAGE MEDICAL STUDENT DEBT FOR OUT-OF-STATE STUDENTS, BY GRADUATING CLASS

Class	Marshall University	West Virginia School of Osteopathic Medicine	West Virginia University
2025	\$285,988	\$305,421	\$249,327
2024	\$205,261	\$302,584	\$240,701
2023	\$253,557	\$284,860	\$248,186
2022	\$218,095	\$275,041	\$245,453
2021	\$200,412	\$291,926	\$257,895

# RESIDENCY TRAINING

Upon graduation from medical school, physicians complete specialized residency training programs (also referred to as graduate medical education) before beginning practice. Residency training typically takes three to five years to complete. The federal Medicare program is the major funder of residency programs nationwide. Sponsoring hospitals provide additional funding for residency training.

Through a computerized process referred to as “the match,” medical students rank their top residency program choices, and residency programs rank the medical students they would like to recruit. Based on these rankings, an algorithm matches each medical student with a residency program. Across West Virginia, more than 50 different residency programs exist. Although many of these programs are for primary care specialties such as family medicine and pediatrics, training programs for other critical non-primary care specialties are offered that help ensure West Virginia has providers practicing critical specialties such as dermatology, anesthesiology, psychiatry, ophthalmology and surgery.

## WEST VIRGINIA RESIDENCY PROGRAMS

Sponsoring Institution	Primary Site	City	Specialty	Filled Residency
Access Health THC	Access Health THC	Beckley	Family Medicine	4
Vandalia Health	CAMC	Charleston	Emergency Medicine	18
Vandalia Health	CAMC	Charleston	Urological Surgery	10
Vandalia Health	CAMC	Charleston	Family Medicine	18
Vandalia Health	CAMC	Charleston	Internal Medicine Categorical	42
Vandalia Health	CAMC	Charleston	Internal Medicine Preliminary	1
Vandalia Health	CAMC	Charleston	Internal Medicine/ Psychiatry	9
Vandalia Health	CAMC	Charleston	Obstetrics and Gynecology	12
Vandalia Health	CAMC	Charleston	Pediatrics	23
Vandalia Health	CAMC	Charleston	Psychiatry	21
Vandalia Health	CAMC	Charleston	Surgery Categorical	26
Vandalia Health	CAMC	Charleston	Surgery Preliminary	1
Vandalia Health	CAMC	Charleston	Vascular Surgery Integrated	5
Vandalia Health	CAMC	Charleston	Neurology	10
Vandalia Health	Greenbrier Valley Med Center	Ronceverte	Family Medicine	15
Vandalia Health	CAMC	Ronceverte	Osteopathic Neuromusculoskeletal Medicine	8
Marshall Community Health Consortium	Pleasant Valley Hospital	Point Pleasant	Psychiatry (Rural)	8
Marshall Community Health Consortium	Logan Regional Medical Center	Logan	Surgery (Rural)	9
Marshall University	Cabell Huntington Hospital	Huntington	Family Medicine	24
Marshall University	Cabell Huntington Hospital	Huntington	Anesthesiology	0

Data were obtained September 2025

*Continued on next page*

Sponsoring Institution	Primary Site	City	Specialty	Filled Residency
Marshall University	Cabell Huntington Hospital	Huntington	Internal Medicine	74
Marshall University	Cabell Huntington Hospital	Huntington	Internal Medicine / Pediatrics	8
Marshall University	Cabell Huntington Hospital	Huntington	Neurology	14
Marshall University	Cabell Huntington Hospital	Huntington	Obstetrics and Gynecology	14
Marshall University	Cabell Huntington Hospital	Huntington	Orthopedic surgery	18
Marshall University	Cabell Huntington Hospital	Huntington	Pediatrics	20
Marshall University	Marshall/Univ Phys.& Surgeons Clinics	Huntington	Psychiatry	24
Marshall University	Cabell Huntington Hospital	Huntington	Surgery	23
United Hospital Center	United Hospital Center	Bridgeport	Family Medicine	18
West Virginia University	1 Medical Center Drive	Morgantown	Anesthesiology	36
West Virginia University	1 Medical Center Drive	Morgantown	Dermatology	8
West Virginia University	Robert C. Byrd HSC North	Morgantown	Emergency Medicine	30
West Virginia University	Clark K. Sleeth Family Medicine Center	Morgantown	Family Medicine	19
West Virginia University	WVU Rural Family Medicine	Harpers Ferry	Family Medicine	20
West Virginia University	WVU Health Sciences	Morgantown	Internal Medicine	86
West Virginia University	Camden Clark Med Center	Parkersburg	Internal Medicine	18
West Virginia University	WVU SOM	Morgantown	Internal Medicine/ Pediatrics	16
West Virginia University	WVU SOM	Morgantown	Neurological Surgery	10
West Virginia University	WVU Health Sciences	Morgantown	Neurology	29
West Virginia University	WVU Hospitals	Morgantown	Obstetrics and Gynecology	12
West Virginia University	WVU SOM	Morgantown	Ophthalmology	12
West Virginia University	WVU Dept. of Orthopedics	Morgantown	Orthopedic surgery	20
West Virginia University	WVU SOM	Morgantown	Otolaryngology	15
West Virginia University	WVU Robert C. Byrd	Morgantown	Pathology-Anatomic and Clinical	13
West Virginia University	WVU SOM	Morgantown	Pediatrics	18
West Virginia University	WVU SOM	Morgantown	Plastics - Integrated	6
West Virginia University	WVU SOM	Morgantown	Psychiatry	39
West Virginia University	WVU SOM	Morgantown	Radiation Oncology	3
West Virginia University	WVU Hospitals	Morgantown	Radiology-Diagnostic	26
West Virginia University	WVU SOM	Morgantown	Everest Surgery Preliminary	1
West Virginia University	WVU SOM	Morgantown	Surgery	30
West Virginia University	WVU SOM	Morgantown	Transitional Year	14
West Virginia University	WVU Robert C. Byrd	Morgantown	Urology	10
Wheeling Hospital	Wheeling Hospital	Wheeling	Family Medicine	24
Wheeling Hospital	Wheeling Hospital	Wheeling	Podiatry	2
<b>Total Filled Slots</b>				<b>994</b>

## WEST VIRGINIA FELLOWSHIP PROGRAMS

Sponsoring Institution	Primary Site	City	Specialty	Filled Fellowships
Marshall University	Marshall/Univ Phys.& Surgeons Clinics	Huntington	Addiction Medicine	0
Marshall University	St. Mary's Medical Center	Huntington	Cardiology	15
Marshall University	Cabell Huntington Hospital	Huntington	Endocrinology	4
Marshall University	St. Mary's Medical Center	Huntington	Interventional Cardiology	0
Marshall University	Cabell Huntington Hospital	Huntington	Hem/Onc	6
Marshall University	Cabell Huntington Hospital	Huntington	Nephrology	4
Marshall University	Marshall/Univ Phys.& Surgeons Clinics	Huntington	Developmental-Behavioral Pediatrics	0
Marshall University	Cabell Huntington Hospital	Huntington	Neonatal-Perinatal Medicine	4
Marshall University	Cabell Huntington Hospital	Huntington	Pediatric Hospital Medicine	2
Marshall University	Marshall/Univ Phys.& Surgeons Clinics	Huntington	Sports Medicine	1
Marshall University	Marshall/Univ Phys.& Surgeons Clinics	Huntington	Geriatric Medicine	0
Marshall University	Marshall/Univ Phys.& Surgeons Clinics	Huntington	Geriatric Psychiatry	0
Marshall University	Cabell Huntington Hospital	Huntington	Gastroenterology	9
Marshall University	Marshall/Univ Phys.& Surgeons Clinics	Huntington	Child & Adolescent Psychiatry	2
Marshall University	Cabell Huntington Hospital	Huntington	Pulmonary/Critical Care Medicine (approved 9/27/19)	11
Vandailia Health	CAMC	Charleston	Cardiovascular Disease	10
Vandailia Health	CAMC	Charleston	Emergency Medical Services	1
Vandailia Health	CAMC	Charleston	Critical Care Medicine	2
Vandailia Health	CAMC	Charleston	Gastroenterology	6
Vandailia Health	CAMC	Charleston	Hematology and Oncology	4
Vandailia Health	CAMC	Charleston	Hospice and Palliative Medicine	0
Vandailia Health	CAMC	Charleston	Interventional Cardiology	1
Vandailia Health	CAMC	Charleston	Pulmonary and Critical Care Medicine	8
Vandailia Health	CAMC	Charleston	Surgical Critical Care	0
Vandailia Health	CAMC	Charleston	Vascular Surgery	1
West Virginia University	WVU SOM	Morgantown	Cardiovascular Disease	18
West Virginia University	WVU SOM	Morgantown	Gastroenterology	12
West Virginia University	WVU SOM	Morgantown	Emergency Medicine Ultrasound	1
West Virginia University	WVU SOM	Morgantown	Glaucoma	0

Data were obtained September 2025

Continued on next page

Sponsoring Institution	Primary Site	City	Specialty	Filled Fellowships
West Virginia University	WVU SOM	Morgantown	Hematology/Oncology	13
West Virginia University	WVU SOM	Morgantown	Infectious Disease	2
West Virginia University	WVU SOM	Morgantown	Interventional Cardiology	2
West Virginia University	WVU SOM	Morgantown	Oculoplastics	1
West Virginia University	WVU SOM	Morgantown	Pulmonary / Critical Care Medicine	15
West Virginia University	WVU SOM	Morgantown	Retina	1
West Virginia University	WVU SOM	Morgantown	Hematopathology	1
West Virginia University	WVU SOM	Morgantown	Neonatal-Perinatal Medicine	1
West Virginia University	WVU SOM	Morgantown	Child & Adolescent Psychiatry	3
West Virginia University	WVU SOM	Morgantown	Surgical Pathology	0
West Virginia University	WVU SOM	Morgantown	Diagnostic Neuroradiology	1
West Virginia University	WVU SOM	Morgantown	Endocrinology	4
West Virginia University	WVU SOM	Morgantown	Nephrology	2
West Virginia University	WVU SOM	Morgantown	Forensic Psychiatry	0
West Virginia University	WVU SOM	Morgantown	Vascular Surgery	2
West Virginia University	WVU SOM	Morgantown	Cytopathology	1
West Virginia University	WVU SOM	Morgantown	Vascular Neurology (Stroke)	1
West Virginia University	WVU SOM	Morgantown	Sports Medicine	2
West Virginia University	WVU SOM	Morgantown	Addiction Medicine	0
West Virginia University	WVU SOM	Morgantown	Addiction Psychiatry	0
West Virginia University	WVU SOM	Morgantown	Family Medicine Population Health Management	1
West Virginia University	WVU SOM	Morgantown	Family Medicine Rural Maternal Child Health	1
West Virginia University	WVU SOM	Morgantown	Advanced Cardiac Imaging	2
West Virginia University	WVU SOM	Morgantown	Structural Heart Disease	0
West Virginia University	WVU SOM	Morgantown	Rheumatology	4
West Virginia University	WVU SOM	Morgantown	Neurology Headache	1
West Virginia University	WVU SOM	Morgantown	Stereotactic Functional Neurosurgery	1
West Virginia University	WVU SOM	Morgantown	Neurocritical Care	1
West Virginia University	WVU SOM	Morgantown	Orthopedic Spine	1
West Virginia University	WVU SOM	Morgantown	Orthopedic Adult Reconstruction	1
West Virginia University	WVU SOM	Morgantown	Radiology Breast Imaging	0
West Virginia University	WVU SOM	Morgantown	Adult Thoracic Surgery	2

Data were obtained September 2025

Continued on next page

Sponsoring Institution	Primary Site	City	Specialty	Filled Fellowships
West Virginia University	WVU SOM	Morgantown	Cornea	0
West Virginia University	WVU SOM	Morgantown	Endovascular Surgical Neuroradiology	1
West Virginia University	WVU SOM	Morgantown	Adult Cardiovascular Anesthesiology	1
West Virginia University	WVU SOM	Morgantown	Advanced Gastroenterology	2
West Virginia University	WVU SOM	Morgantown	Allergy and Immunology	2
West Virginia University	WVU SOM	Morgantown	Sleep Medicine	2
West Virginia University	WVU SOM	Morgantown	Regional Anesthesia and Acute Pain Medicine	0
West Virginia University	WVU SOM	Morgantown	Pain Medicine (Multidisciplinary)	1
West Virginia University	WVU SOM	Morgantown	Nutrition and Metabolic Disease	1
West Virginia University	WVU SOM	Morgantown	Critical Care (Internal Medicine)	2
West Virginia University	WVU SOM	Morgantown	Education and Administration Fellowship (Emergency Medicine)	0
West Virginia University	WVU SOM	Morgantown	Geriatric Medicine (Internal Medicine)	1
West Virginia University	WVU SOM	Morgantown	Heart Failure	1
West Virginia University	WVU SOM	Morgantown	Hospice and Palliative Medicine	1
Wheeling Hospital	Wheeling Hospital	Wheeling	Emergency Medicine	3
Wheeling Hospital	Wheeling Hospital	Wheeling	Podiatric Foot and Ankle	1
Total				208

Key indicators related to residency choice affecting the supply of physicians across West Virginia are:

- ▶ Location: graduates who complete residencies in West Virginia are much more likely to remain in the state, which is consistent with national trends.
- ▶ Specialty: primary care fields generally are most needed in rural West Virginia.

Graduates of all three West Virginia medical schools typically enter primary care residency programs at a rate at or above the national average for these same programs. Nationally for the 2024 single match program, there were 11,352 categorical primary care positions available during the match. Compared to 2024, this is an increase of 1,887 primary care positions (source: National Resident Matching Program).

Choosing a primary care residency does not guarantee future practice in an outpatient primary care setting. For instance, many internal medicine residents pursue subspecialties such as cardiology, gastroenterology, or infectious diseases rather than general internal medicine. Similarly, some primary care graduates opt to work as hospitalists in inpatient settings. As a result, some of the graduates reported below may ultimately not practice outpatient primary care.

## NUMBER AND PERCENTAGE OF GRADUATES CHOOSING PRIMARY CARE RESIDENCIES BY GRADUATING CLASS

	2025	2024	2023	2022	2021
Marshall University	33 (49%)	22 (37%)	35 (45%)	38 (56%)	37 (50%)
West Virginia School of Osteopathic Medicine	105 (56%)	114 (60%)	114 (63%)	114 (58%)	100 (56%)
West Virginia University	50 (49%)	46 (48%)	56 (54%)	49 (48%)	65 (56%)



# MEDICAL SCHOOL GRADUATE RETENTION FOR PRACTICE IN WEST VIRGINIA

Retention denotes the number or percentage of West Virginia medical school graduates who remain in the state to practice. Retention is tracked annually for a six-year cohort of medical school graduates who have completed residency training. The data in this section focuses on retention of West Virginia medical school graduates in primary care and/or rural practice.

- ▶ Primary care is defined as family medicine, internal medicine, internal medicine/pediatrics, obstetrics/gynecology, and pediatrics.
- ▶ Rural areas include all areas of the state with a 2006 Rural Urban Commuting Area (RUCA) code of 4.0 or higher. These codes classify U.S. Census tracts using measures of population density, urbanization, and daily commuting.
- ▶ Data is provided only for graduates who have completed their residency training.

Beginning next year, a revised definition of rural location will be utilized. The current classification relies on static data sets that fail to capture demographic shifts and new federal data sources. The revised approach introduces a more dynamic, data-driven framework—responsive to evolving conditions while maintaining stability to support the long-term objectives of rural programs. To balance consistency and adaptability, a location will be considered rural if it meets at least three of the five criteria listed below:

1. Federal Rural Designation: Identified as rural by the Federal Office of Rural Health Policy.
2. Rural-Urban Community Code: Has a Rural-Urban Community Area (RUCA) code of 5 or higher.
3. Population Distribution: More than 50 percent of the county population resides in areas classified as rural.
4. Health Professional Shortage Area (HPSA) Status: The county—or facility, if the site has a facility-based HPSA designation—has a HPSA score of 14 or above.
5. Medically Underserved Status: The county is designated as a Medically Underserved Area (MUA) or serves a Medically Underserved Population (MUP).

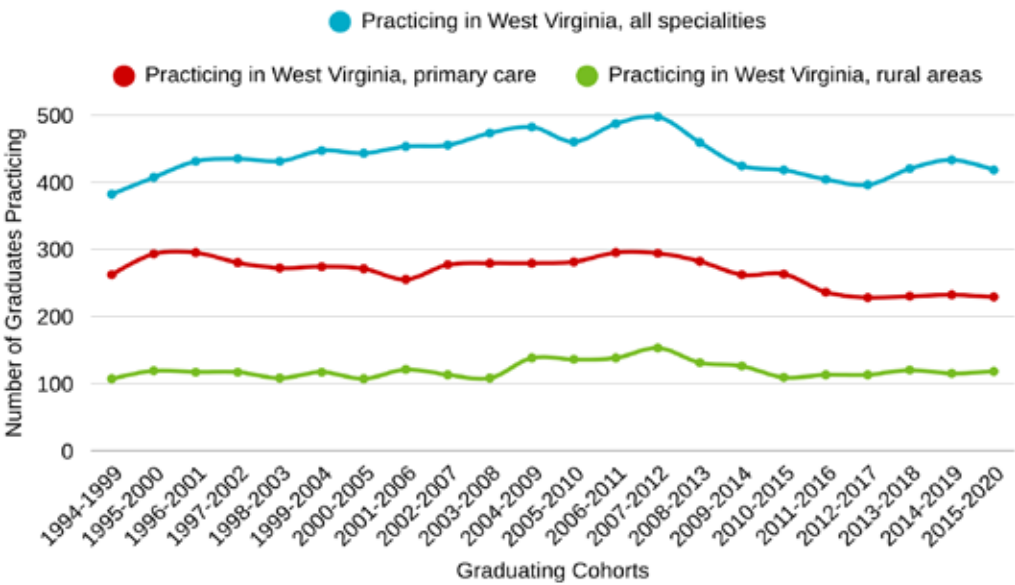
This revised approach ensures that the definition of rural remains aligned with current data and healthcare access indicators, while providing a stable foundation for program planning, funding decisions, and workforce initiatives.

Between 2015 and 2020, of the 1,799 students who graduated from the state's three medical schools and have completed residency training, either in West Virginia or out-of-state, 23 percent (418) of these graduates are practicing in West Virginia, 13 percent (229) are practicing in primary care in West Virginia, and 7 percent (118) are practicing in rural West Virginia. The growth in medical school class sizes in recent years is supplying more graduates to practice in West Virginia; however, issues persist in recruiting graduates to practice in both primary care and rural settings after completion of residency programs.

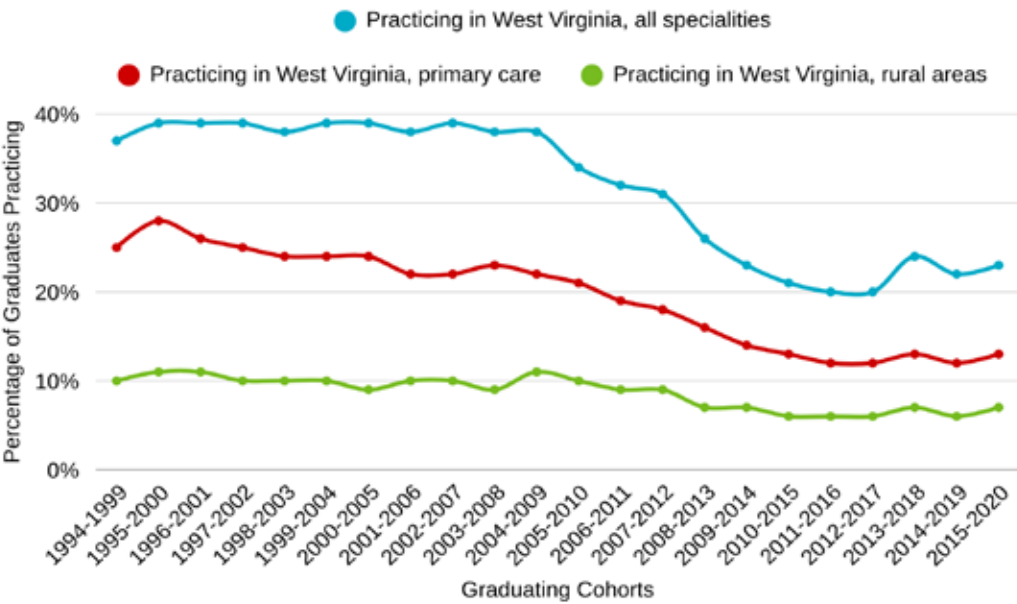
## MEDICAL SCHOOL GRADUATES RETAINED, BY INSTITUTION, GRADUATING CLASSES OF 2015-2020

	Total with completed training	Total in practice in West Virginia	Total in primary care in West Virginia	Total in rural areas of West Virginia
Marshall University	343	69 (20%)	30 (9%)	9 (3%)
West Virginia School of Osteopathic Medicine	963	187 (19%)	126 (13%)	86 (9%)
West Virginia University	493	162 (33%)	73 (15%)	23 (4.7%)

# NUMBER OF WEST VIRGINIA MEDICAL SCHOOL GRADUATES RETAINED, GRADUATING CLASSES OF 1994-2020

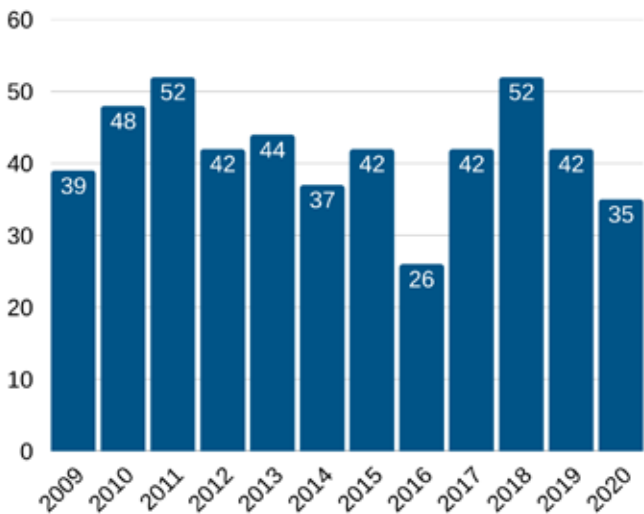


# PERCENTAGE OF WEST VIRGINIA MEDICAL SCHOOL GRADUATES RETAINED, GRADUATING CLASSES OF 1994-2020

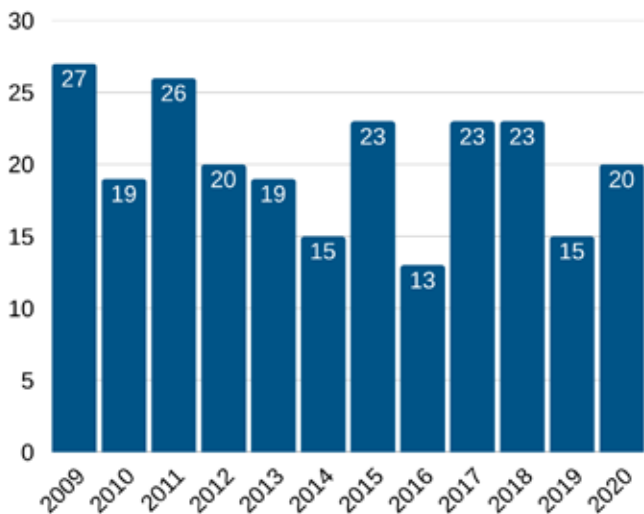


NUMBER OF WEST VIRGINIA MEDICAL SCHOOL GRADUATES PRACTICING  
PRIMARY CARE OR IN RURAL AREAS, BY GRADUATING CLASS

*Practicing Primary Care in West Virginia*



*Practicing in Rural Areas of West Virginia*



\* These numbers only reflect those graduates who have completed their residency training.

# County of Practice of Recent West Virginia Medical School Graduates

West Virginia continues to focus on recruiting more physicians to the state, especially to rural areas. Having physicians who practice primary care and/or in rural areas is crucial to ensuring communities across the state have access to health care.

The table below shows the distribution of West Virginia medical school graduates from the most recent six-year cohort across all 55 counties. This represents only graduates from West Virginia medical schools during that period and does not include physicians trained out of state or those who graduated before 2015. **Therefore, a zero in any column does not necessarily mean a county lacks physicians.** While this is a limited snapshot, tracking these trends over time can help guide education, training, and recruitment strategies.

## WEST VIRGINIA MEDICAL SCHOOL GRADUATES PRACTICING IN WEST VIRGINIA BY COUNTY, GRADUATING CLASSES OF 2015-2020

County	Number in Practice	Number Practicing in Rural Areas	Number Practicing in Primary Care
Barbour	2	2	2
Berkeley	12	0	7
Boone	3	3	3
Braxton	2	2	2
Brooke *	1	0	1
Cabell *	58	0	28
Calhoun	1	1	1
Clay	0	0	0
Doddridge	1	1	1
Fayette	3	1	2
Gilmer	0	0	0
Grant	1	1	1
Greenbrier	22	21	18
Hampshire	3	3	3
Hancock	1	0	1
Hardy	0	0	0
Harrison	20	18	9
Jackson	2	2	1
Jefferson	5	4	5
Kanawha *	66	1	34
Lewis	2	2	2
Lincoln	0	0	0
Logan	6	6	5
Marion	5	3	2

Continued on next page

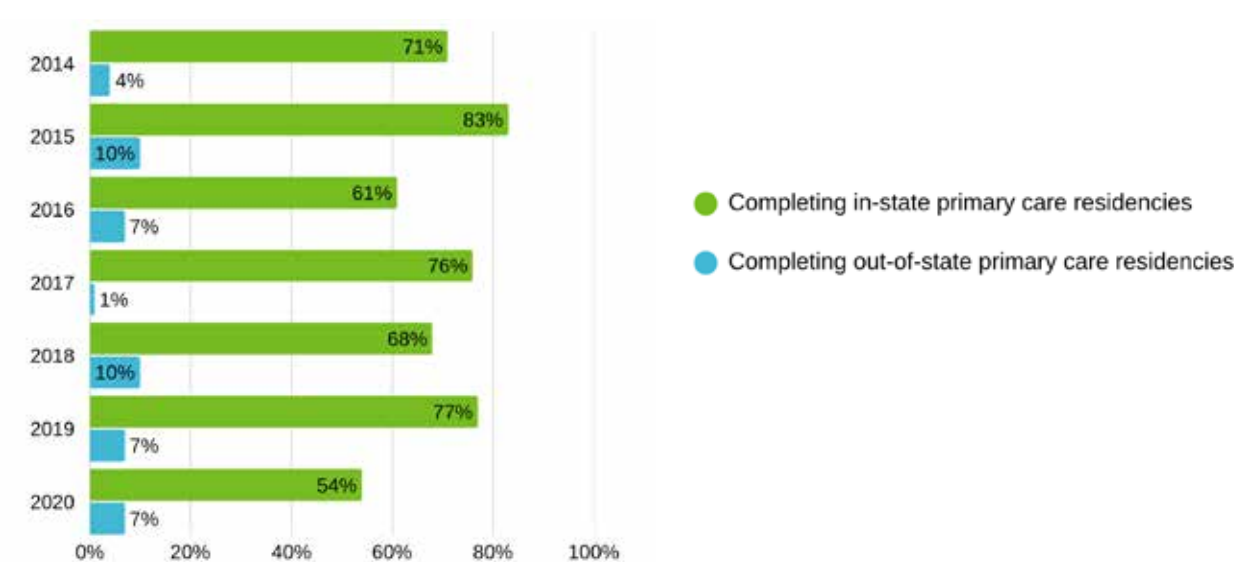
County	Number in Practice	Number Practicing in Rural Areas	Number Practicing in Primary Care
Marshall *	5	0	4
Mason	4	4	3
McDowell	2	2	1
Mercer	9	9	5
Mineral	1	1	0
Mingo	0	0	0
Monongalia*	109	0	41
Monroe	2	2	2
Morgan	0	0	0
Nicholas	3	3	2
Ohio*	9	0	4
Pendleton	0	0	0
Pleasants	0	0	0
Pocahontas	1	1	1
Preston	4	4	4
Putnam*	7	2	4
Raleigh	11	0	7
Randolph	6	5	4
Ritchie	0	0	0
Roane	1	1	1
Summers	1	1	0
Taylor	0	0	0
Tucker	0	0	0
Tyler	3	3	2
Upshur	3	2	3
Wayne	3	3	1
Webster	0	0	0
Wetzel	0	0	0
Wirt	2	2	2
Wood*	14	0	8
Wyoming	2	2	2
County Unknown	0	0	0
<b>Total</b>	<b>418</b>	<b>118</b>	<b>229</b>

\* Denotes urban/non-rural county with a 2006 Rural Urban Community Area Code (RUCA) of less than 4.0, and therefore, the county has no rural areas.

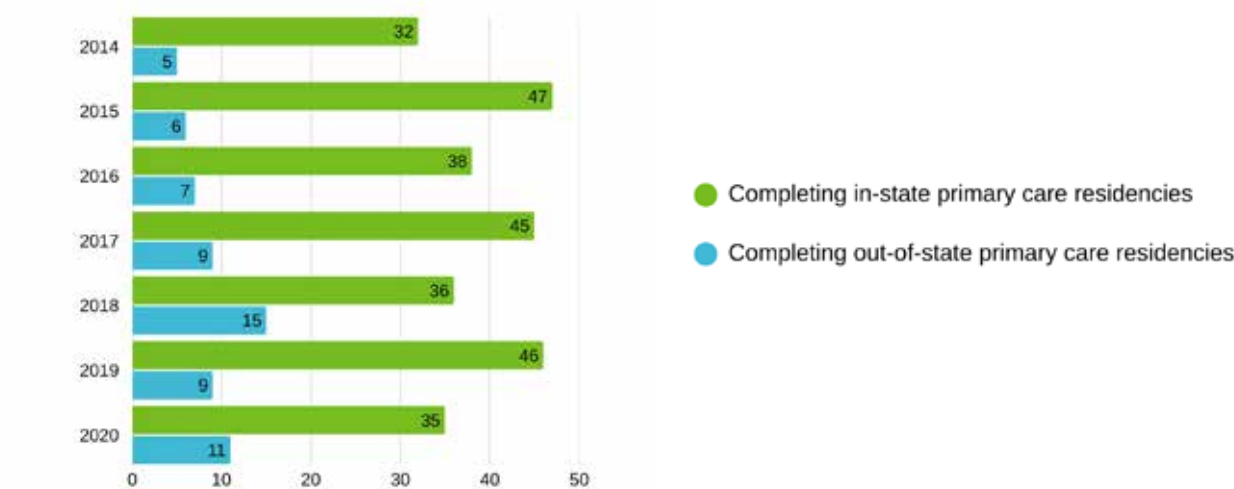
# Retention of West Virginia Medical School Graduates Completing Primary Care Residencies

The location of a medical school graduate’s residency program frequently predicts whether that graduate will practice in West Virginia. For the 2020 graduates of West Virginia medical schools, 202 graduates went on to complete primary care residency programs. Upon completing residency, 54 percent of those who completed in-state primary care residencies were retained in West Virginia to practice, while only 7 percent of graduates who completed out-of-state primary care residencies returned to West Virginia to practice.

## PERCENTAGE OF WEST VIRGINIA MEDICAL SCHOOL GRADUATES COMPLETING PRIMARY CARE RESIDENCIES RETAINED, BY GRADUATING CLASS



## NUMBER OF WEST VIRGINIA MEDICAL SCHOOL GRADUATES COMPLETING PRIMARY CARE RESIDENCIES RETAINED, BY GRADUATING CLASS



# PHARMACY PROGRAM PROFILES

Pharmacists play a critical role in ensuring safe and effective medication use, improving patient outcomes, and promoting public health, particularly in rural areas where access to healthcare providers may be limited. In many small towns and underserved communities, pharmacists are among the most accessible healthcare professionals, often serving as the first point of contact for patients seeking medical advice, preventive care, or chronic disease management.

Rural pharmacists frequently provide expanded services beyond traditional dispensing, including immunizations, medication therapy management, health screenings, and patient counseling. Their presence helps reduce hospital readmissions, manage medication adherence, and support individuals with limited transportation or access to primary care. In some communities, pharmacists collaborate directly with local clinics or telehealth providers to fill critical healthcare gaps.

By maintaining consistent access to medications and personalized care, pharmacy professionals are essential to improving health outcomes, preventing complications, and sustaining the overall healthcare infrastructure in rural West Virginia and similar regions.

## Marshall University School of Pharmacy

Marshall University School of Pharmacy provides a four-year PharmD program. The program does not require a bachelor's degree for admission. Students can complete the necessary pre-requisite coursework for pharmacy school in as few as two years from any regionally accredited institution. Applications are competitive. Active learning is the focus of Marshall's curriculum. Students earn three certifications while in the program including Immunization (APhA) certification, Medication Therapy Management (APhA) certification and Diabetes Management (APhA) certification. The program is fully accredited by the Accreditation Council for Pharmacy Education (ACPE).

Data including admissions (in-state and out-of-state), GPA, graduates, total students, tuition costs, licensure pass rates and areas of practice of graduates are included here.

## Admissions and Academic Year Information

		2025	2024	2023	2022	2021
<b>Entering Class Data</b>						
<b>Applicants</b>	In-State	24	37	23	32	28
	Out-of-State	47	67	63	65	104
	<b>Total</b>	<b>71</b>	<b>104</b>	<b>86</b>	<b>97</b>	<b>132</b>
<b>Acceptances Issued</b>	In-State	22	29	16	23	25
	Out-of-State	29	28	29	25	39
	<b>Total</b>	<b>51</b>	<b>57</b>	<b>45</b>	<b>48</b>	<b>64</b>
<b>Entering Class Mean GPA</b>		3.46	3.31	3.34	3.31	3.2
<b>Academic Year Data</b>						
<b>First Year New Enrollment</b>	In-State	18	24	12	17	17
	Out-of-State	15	14	17	11	17
	<b>Total</b>	<b>33</b>	<b>38</b>	<b>29</b>	<b>28</b>	<b>34</b>
<b>Total Graduates</b>		25	67	54	54	59
<b>Total PharmD Students</b>		131	151	176	211	240

## Tuition, Fees and Indebtedness

	2025	2024	2023	2022	2021
<b>Tuition and Fees</b>					
In-State	\$24,198	\$25,584	\$23,992	\$23,508	\$21,848
Out-of-State	\$42,400	\$44,460	\$39,566	\$38,796	\$35,278
In-State Graduating Class Average Indebtedness	\$139,560	\$128,799	\$120,543	\$126,545	\$101,719
Out-of-State Graduating Class Average Indebtedness	\$188,570	\$171,593	\$176,046	\$177,650	\$170,034
Indebtedness figures only include loans accumulated while obtaining a professional degree. Federal parent loans are included in total debt amount.					

## West Virginia University School of Pharmacy

West Virginia University (WVU) School of Pharmacy is the oldest pharmacy school in the state, providing pharmacy education for more than a century. Students can enter the program through the pre-pharmacy pathway, which prepares students for the Doctor of Pharmacy (PharmD) program, or the Direct Admit Pathway (DAP), an early assurance program for high achieving high school students who wish to pursue the PharmD. The program also offers a Ph.D. program specializing in either Health Services and Outcomes Research, or Pharmaceutical and Pharmacological Sciences. The program is fully accredited by the Accreditation Council for Pharmacy Education (ACPE).

The WVU School of Pharmacy and WVU Medicine also offers postgraduate year one and two residency programs for individuals wishing to pursue advanced clinical skills and training. The School of Pharmacy also offers a one-year academic pharmacy fellowship.

## Admissions and Academic Year Information

		2025	2024	2023	2022	2021
<b>Entering Class Data</b>						
<b>Applicants</b>	In-State	42	42	28	29	98
	Out-of-State	82	82	74	76	24
	<b>Total</b>	<b>124</b>	<b>122</b>	<b>105</b>	<b>102</b>	<b>124</b>
<b>Acceptances Issued</b>	In-State	37	39	28	23	37
	Out-of-State	64	64	50	50	45
	<b>Total</b>	<b>101</b>	<b>103</b>	<b>78</b>	<b>73</b>	<b>82</b>
<b>Entering Class Mean GPA</b>		3.38	3.45	3.51	3.52	3.47
<b>Academic Year Data</b>						
<b>First Year New Enrollment</b>	In-State	29	32	22	21	32
	Out-of-State	32	32	27	21	29
	<b>Total</b>	<b>61</b>	<b>64</b>	<b>49</b>	<b>42</b>	<b>61</b>
<b>Total Graduates</b>		45	48	68	77	81
<b>Total PharmD Students</b>		202	287	224	197	195



# Tuition, Fees and Indebtedness

	2025	2024	2023	2022	2021
<b>Tuition and Fees</b>					
In-State	\$23,952	\$25,584	\$22,914	\$22,266	\$21,768
Out-of-State	\$46,728	\$41,786	\$42,270	\$44,460	\$43,152
In-State Graduating Class Average Indebtedness	\$87,322	\$86,674	\$69,591	\$92,176	\$89,342
Out-of-State Graduating Class Average Indebtedness	\$99,453	\$139,099	\$171,653	\$156,039	\$168,438
Indebtedness figures only include loans accumulated while obtaining a professional degree. Federal parent loans are included in total debt amount.					

# Pharmacy Licensure Examinations

Pharmacy students take their Pharmacy Board examinations (NAPLEX) after graduation, in addition to other state-specific licensure requirements, to be eligible to practice in the United States. The national average pass rate for 2024 was 77.5 percent. (source: National Association of Boards of Pharmacy).

## PHARMACY BOARD EXAMINATION PASS RATES - MARSHALL UNIVERSITY

Graduating Class	2024	2023	2022	2021	2020
Number Passing	42	29	34	42	54
Number of Examinees	61	50	52	56	65
Passage Rate (%)	68.9%	58%	65.4%	75%	83%

## PHARMACY BOARD EXAMINATION PASS RATES - WVU SCHOOL OF PHARMACY

Graduating Class	2024	2023	2022	2021	2020
Number Passing	42	50	50	73	62
Number of Examinees	44	66	70	82	67
Passage Rate (%)	95.5%	77.6%	74%	89%	93%

# West Virginia Retention and Rural Practice

Opportunities for pharmacists are available in West Virginia in rural and underserved communities where they often serve as an important point of contact where healthcare services may be limited. The tables below show the number of graduates from each of the state's two public pharmacy programs, along with the number who continued training and the number who entered practice in West Virginia and within rural areas.

## RETENTION IN WEST VIRGINIA AND RURAL AREAS - MARSHALL UNIVERSITY SCHOOL OF PHARMACY

Year	Number of Graduates	Number of graduates practicing in WV	Number of graduates practicing outside of WV	Number of graduates practicing in rural WV
2022	54	16 (30%)	38 (71%)	N/A
2023	54	N/A	N/A	N/A
2024	67	N/A	N/A	N/A
2025	70	27 (39%)	40 (57%)	3 (4%)

## RETENTION IN WEST VIRGINIA AND RURAL AREAS - WVU SCHOOL OF PHARMACY

Year	Number of Graduates	Number of graduates practicing in WV	Number of graduates practicing outside of WV	Number of graduates practicing in rural WV
2022	77	17 (22%)	18 (24%)	1 (2%)
2023	68	13 (20%)	19 (28%)	6 (9%)
2024	50	11 (22%)	8 (16%)	5 (10%)
2025	45	19 (42%)	24 (53%)	3 (7%)

# DENTISTRY PROGRAM PROFILE

Dentistry is an essential part of West Virginia's healthcare system, contributing not only to oral health but also to the overall well-being of residents across the state. Because West Virginia is one of the most rural states in the nation, many communities face barriers to accessing timely and consistent dental care. This makes the role of dentists—and all members of the dental team—especially important in maintaining the health of West Virginians.

Dentists practicing in West Virginia provide far more than routine checkups and cleanings. They deliver preventive and restorative care, diagnose oral diseases that may signal broader health conditions, and educate patients on maintaining lifelong oral health. Many also engage in public health initiatives, mobile dental clinics, and school-based programs that reach populations who might otherwise go without care.

Practicing in a largely rural state presents both challenges and opportunities. Dentists who choose to serve in West Virginia play a vital role in strengthening healthcare access, supporting underserved communities, and improving quality of life across the state. Their expertise helps reduce preventable disease, promote early intervention, and ensure that every West Virginian—no matter where they live—has access to quality oral healthcare.

## West Virginia University School of Dentistry

West Virginia University hosts the state's only dental school, offering the Doctor of Dental Surgery (D.D.S.) degree. The program combines biomedical, behavioral, and dental sciences to prepare graduates for safe, ethical, and independent practice. Students gain hands-on experience in the student clinic, the Center for Dental Innovation, rural practices, and community clinics. The program is fully accredited by the Commission on Dental Accreditation. Data including admissions (in-state and out-of-state), GPA, graduates, total students, tuition costs, licensure pass rates and areas of practice of graduates are included here.

## Admissions and Academic Year Report

		2025	2024	2023	2022	2021
<b>Entering Class Data</b>						
<b>Applicants</b>	In-State	59	49	45	55	41
	Out-of-State	992	705	683	891	812
	<b>Total</b>	<b>1,051</b>	<b>754</b>	<b>728</b>	<b>946</b>	<b>853</b>
<b>Acceptances Issued</b>	In-State	34	26	31	33	26
	Out-of-State	66	65	60	55	49
	<b>Total</b>	<b>100</b>	<b>91</b>	<b>91</b>	<b>88</b>	<b>75</b>
<b>Entering Class Mean GPA</b>		3.71	3.81	3.82	3.75	3.73
<b>Entering Class Mean Total DAT Score</b>		20	20	20	20	20
<b>Academic Year Data</b>						
<b>First Year New Enrollment</b>	In-State	30	19	24	30	25
	Out-of-State	18	29	24	17	23
	<b>Total</b>	<b>48</b>	<b>48</b>	<b>48</b>	<b>47</b>	<b>48</b>
<b>Total Graduates</b>		49	49	46	44	46
<b>Total DDS Students</b>		191	193	192	185	184

# Tuition, Fees and Indebtedness

	2025	2024	2023	2022	2021
<b>Tuition and Fees</b>					
In-State	\$55,146	\$54,122	\$53,569	\$51,484	\$49,985
Out-of-State	\$107,742	\$106,718	\$103,897	\$100,324	\$97,532
In-State Graduating Class Average Indebtedness	\$238,142	\$210,268	\$209,657	\$192,511	\$157,886
Out-of-State Graduating Class Average Indebtedness	\$314,828	\$403,942	\$327,265	\$378,424	\$395,435
Indebtedness figures only include loans accumulated while obtaining a professional degree. Federal parent loans are included in total debt amount.					

# Denistry Licensure Examinations

Prior to 2022, the National Board Dental Examination (NBDE) was offered in two parts. Beginning in 2022, there was an Integrated National Board Dental Examination (INBDE), meaning there is now only one part (reported on the “Part 2” table below). Dental education has moved toward integrated learning, blending biomedical, behavioral, and clinical sciences. The old NBDE exams were discipline-based and less aligned with this approach. The INBDE maintains the same overall goal as NBDE: to help state dental boards assess whether candidates have the minimum competence to practice safely. However, it emphasizes clinical judgment and integration of knowledge, making it more reflective of modern dental practice. In 2024, the national pass rate for accredited programs was 83.9 percent.

## NATIONAL BOARD EXAMINATION PASS RATES PART 1 - WVU SCHOOL OF DENISTRY

Graduating Class	2025	2024	2023	2022	2021
Number Passing	-	-	-	-	44
Number of Examinees	-	-	-	-	50
Passage Rate (%)	-	-	-	-	88%

## NATIONAL BOARD EXAMINATION PASS RATES PART 2 - WVU SCHOOL OF DENISTRY

Graduating Class	2025	2024	2023	2022	2021
Number Passing	48	46	44	41	44
Number of Examinees	49	46	44	44	48
Passage Rate (%)	98%	100%	100%	93%	91%

# West Virginia Retention and Rural Practice

West Virginia has opportunities for dentists in all counties. In 2025, West Virginia has 121 dental Health Professions Shortage Areas (HPSA) as designated by the Health Resources and Services Administration (HRSA). These include geographic HPSAs, as well as low income and facility designated HPSAs.

## RETENTION IN WEST VIRGINIA AND RURAL AREAS - WVU SCHOOL OF DENISTRY

Year	Number of Graduates	Number of graduates practicing in WV	Number of graduates practicing outside of WV	Number of graduates practicing in rural WV
2021	46	7 (21%)	26 (79%)	n/a
2022	44	6 (14%)	25 (57%)	3 (7%)
2023	44	14 (32%)	20 (45%)	6 (14%)
2024	46	11 (24%)	24 (52%)	5 (11%)
2025	49	22 (45%)	27 (55%)	10 (20%)

# NURSING SCHOOL PROFILES

West Virginia continues to make significant progress in addressing the state’s nursing workforce challenges through strategic investments, collaborative partnerships, and targeted program expansion. During the height of the COVID-19 pandemic, the state faced an unprecedented crisis – nearly 2,000 hospital beds were closed due to insufficient nursing staff. This shortage underscored the urgency of strengthening the nursing education pipeline to ensure hospitals, clinics, and long-term care facilities have the workforce needed to provide quality care to West Virginians.

Since that time, the number of registered nurses working in West Virginia has grown by 1.3 percent, demonstrating steady recovery and expansion. However, challenges persist as nearly one-third of nurses licensed in the state are over age 50, and anticipated retirements are expected to place additional strain on an already stressed system. Workforce West Virginia projects that registered nursing positions will continue to grow by 1.13 percent annually through 2030, with an estimated 1,500 job openings each year due to both growth and replacement needs.

Recognizing the critical importance of building a sustainable nursing workforce, the West Virginia Nursing Workforce Expansion Program was launched in December 2021, dedicating \$48 million in CARES Act funds to the West Virginia Higher Education Policy Commission (WVHEPC). This initiative provided pre-licensure nursing programs across the state—many housed within West Virginia’s public colleges and universities—the resources to expand their cohorts, increase enrollment capacity, and innovate in program delivery. Legislative support in subsequent years has ensured the program’s continuation and growing impact.

The results are clear. From 2022 to 2023, the number of registered nursing students graduating with associate degrees increased by nearly 15 percent, rising from 590 to 676 graduates in a single year. Across all degree levels, nursing graduates have increased by 15 percent over the last decade. Survey data from 24 participating institutions show a 26.2 percent increase in available seats (from 2,336 to 2,949) and a 24.2 percent increase in filled seats (from 1,745 to 2,168) in pre-licensure nursing programs statewide. These capacity gains reflect the success of targeted investments and institutional innovation – such as St. Mary’s School of Nursing in Huntington, which shortened time-to-degree through summer coursework, and BridgeValley Community and Technical College, which improved student retention through dedicated student-support staff.

Moreover, data from the West Virginia Hospital Association indicates measurable improvement in the nursing workforce landscape, with reductions in turnover and vacancy rates among hospital-based nurses since the Nursing Workforce Expansion Program began. These collective efforts demonstrate how state-supported higher education institutions are playing a pivotal role in stabilizing and growing West Virginia’s nursing workforce to meet current and future healthcare needs.

## Bluefield State University

The Bluefield State University Nursing Program operates at two locations – in Bluefield and Beckley – and offers three distinct pre-licensure nursing programs designed to prepare students for professional practice. The programs are accredited by the Accreditation Commission for Education in Nursing (ACEN) and the Commission on Collegiate Nursing Education (CCNE), ensuring they meet rigorous national standards for nursing education. Across both sites, the program is supported by a dedicated team of 10 full-time faculty and six per-diem/adjunct faculty who provide students with comprehensive instruction, mentorship, and clinical guidance.

### 2024-2025 PRE-LICENSURE PROGRAM - BLUEFIELD STATE UNIVERSITY NURSING PROGRAMS

Nursing Program	Total Enrollment	Number of Filled First Year Cohort Seats	Total Graduates	NCLEX Passage Rate (2024)
LPN to ADN in Beckley	10	10	9	88.89%
LPN to ADN in Bluefield	7	7	6	66.67%
ADN in Beckley	53	27	24	80.77%
ADN in Bluefield	63	32	29	90.32%
Accelerated ADN in Bluefield	9	9	0	100%

TOTAL	142	85	68	85.33%
-------	-----	----	----	--------

## Blue Ridge Community and Technical College

The Blue Ridge Community and Technical College Nursing Program operates in Martinsburg and offers two distinct pre-licensure nursing programs designed to prepare students for professional practice. The program is accredited by the Accreditation Commission for Education in Nursing (ACEN), ensuring that it meets rigorous national standards for nursing education. The program is supported by a dedicated team of six full-time faculty and eight part-time faculty who provide students with comprehensive instruction, mentorship, and clinical guidance.

### 2024-2025 PRE-LICENSURE PROGRAM - BLUE RIDGE COMMUNITY AND TECHNICAL COLLEGE NURSING PROGRAM

Nursing Program	Total Enrollment	Number of Filled First Year Cohort Seats	Total Graduates	NCLEX Passage Rate (2024)
ADN	100	45	17	93.33%
Accelerated ADN	15	10	10	77.78%
TOTAL	115	55	27	85.55%

## BridgeValley Community and Technical College

The BridgeValley Community and Technical College Nursing Program operates in South Charleston and offers six distinct pre-licensure nursing programs designed to prepare students for professional practice. The programs are accredited by the Accreditation Commission for Education in Nursing (ACEN), ensuring that they meet rigorous national standards for nursing education. The program is supported by a dedicated team of 21.6 full-time faculty and 9.6 part-time faculty who provide students with comprehensive instruction, mentorship, and clinical guidance.

### 2024-2025 PRE-LICENSURE PROGRAM - BRIDGEVALLEY COMMUNITY AND TECHNICAL COLLEGE NURSING PROGRAMS

Nursing Program	Total Enrollment	Number of Filled First Year Cohort Seats	Total Graduates	NCLEX Passage Rate (2024)
Accelerated ADN	35	35	26	93.75%
ADN	371	182	62	90.54%
High School to Accelerated ADN	10	7	1	100%
LPN	33	26	9	100%
LPN to ADN	24	18	8	100%
Paramedic to ADN Program	6	2	1	100%
TOTAL	479	270	107	97.38%

# Concord University

The Concord University Nursing Program operates in Athens and offers two distinct pre-licensure nursing programs designed to prepare students for professional practice. The programs are accredited by the Commission on Collegiate Nursing Education (CCNE), ensuring that they meet rigorous national standards for nursing education. The programs are supported by a dedicated team of five full-time faculty who provide students with comprehensive instruction, mentorship, and clinical guidance.

## 2024-2025 PRE-LICENSURE PROGRAM - CONCORD UNIVERSITY NURSING PROGRAMS

Nursing Program	Total Enrollment	Number of Filled First Year Cohort Seats	Total Graduates	NCLEX Passage Rate (2024)
BSN	11	11	0	n/a
BA-BS to BSN	8	3	5	n/a
Total	18	14	5	-
Note: No test takers for NCLEX yet.				

# Eastern West Virginia Community and Technical College

The Eastern West Virginia Community and Technical College Nursing Program operates in Moorefield and offers two distinct pre-licensure nursing programs designed to prepare students for professional practice. The programs are accredited by the Accreditation Commission for Education in Nursing (ACEN), ensuring that they meet rigorous national standards for nursing education. The programs are supported by a dedicated team of two full-time faculty and two per-diem/adjunct faculty who provide students with comprehensive instruction, mentorship, and clinical guidance.

## 2024-2025 PRE-LICENSURE PROGRAM INFORMATION – EASTERN WEST VIRGINIA COMMUNITY AND TECHNICAL COLLEGE NURSING PROGRAMS

Nursing Program	Total Enrollment	Number of Filled First Year Cohort Seats	Total Graduates	NCLEX Passage Rate (2024)
LPN to ADN	11	11	0	n/a
ADN	30	30	0	95%
Total	41	41	0	95%
Note: ADN program only admits new students every other year therefore only has new graduates every other year. LPN to ADN is a new program that does not yet have graduates.				



# Fairmont State University

The Fairmont State University Nursing Program operates in Fairmont and offers three distinct pre-licensure nursing programs designed to prepare students for professional practice. The programs are accredited by the Accreditation Commission for Education in Nursing (ACEN) and Commission on Collegiate Nursing Education (CCNE), ensuring that they meet rigorous national standards for nursing education. The programs are supported by a dedicated team of 19 full-time faculty members, four part-time faculty and 22 per-diem/adjunct faculty who provide students with comprehensive instruction, mentorship, and clinical guidance.

## 2024-2025 PRE-LICENSURE PROGRAM INFORMATION – FAIRMONT STATE UNIVERSITY NURSING PROGRAMS

Nursing Program	Total Enrollment	Number of Filled First Year Cohort Seats	Total Graduates	NCLEX Passage Rate (2024)
ADN	315	103	84	87.85%
BSN*	52	24	-	-
LPN to ADN	201	74	60	87%
<b>Total</b>	<b>568</b>	<b>201</b>	<b>144</b>	<b>87.52%</b>
*BSN program has not yet graduated its first cohort.				

# Marshall University

The Marshall University Nursing Program operates in Glenville, Point Pleasant, Huntington, and South Charleston, and offers two distinct pre-licensure nursing programs designed to prepare students for professional practice. The programs are accredited by the Accreditation Commission for Education in Nursing (ACEN), ensuring that they meet rigorous national standards for nursing education. The programs are supported by a dedicated team of 13 full-time faculty, 55 part-time faculty and 15 per-diem/adjunct faculty who provide students with comprehensive instruction, mentorship, and clinical guidance.

## PRE-LICENSURE PROGRAM INFORMATION – MARSHALL UNIVERSITY NURSING PROGRAMS

Nursing Program	Total Enrollment	Number of Filled First Year Cohort Seats	Total Graduates	NCLEX Passage Rate (2024)
BSN - Glenville	5	*	0	-
BSN - Point Pleasant	3	0	0	100%
BSN - Huntington	211	75	39	97.73%
BA/BS to BSN - South Charleston	9	8	14	100%
<b>Total</b>	<b>228</b>	<b>83</b>	<b>53</b>	<b>99.24%</b>
*The Glenville - Marshall University nursing program partnership has been discontinued so no new students have been admitted nor will be admitted in the future.				

# New River Community and Technical College

The New River Community and Technical College Nursing Program operates in Lewisburg and offers three distinct pre-licensure nursing programs designed to prepare students for professional practice. The programs are accredited by the Accreditation Commission for Education in Nursing (ACEN), ensuring that they meet rigorous national standards for nursing education. The programs are supported by a dedicated team of seven full-time faculty and seven part-time faculty who provide students with comprehensive instruction, mentorship, and clinical guidance.

## 2024-2025 PRE-LICENSURE PROGRAM INFORMATION – NEW RIVER COMMUNITY AND TECHNICAL COLLEGE NURSING PROGRAMS

Nursing Program	Total Enrollment	Number of Filled First Year Cohort Seats	Total Graduates	NCLEX Passage Rate (2024)
LPN	46	37	37	89.19%
LPN to ADN	19	19	19	91.67%
Paramedic to ADN	9	9	8	100%
<b>Total</b>	<b>74</b>	<b>65</b>	<b>64</b>	<b>93.62%</b>

# Pierpont Community and Technical College

The Pierpont Community and Technical College Nursing Program operates in Fairmont and offers one distinct pre-licensure nursing program designed to prepare students for professional practice. The program is approved by the West Virginia Board of Licensed Practical Nursing, ensuring that it meets rigorous national standards for nursing education. The program is supported by a dedicated team of two full-time faculty, one part-time faculty member, and four per-diem/adjunct faculty who provide students with comprehensive instruction, mentorship, and clinical guidance.

## 2024-2025 PRE-LICENSURE PROGRAM - PIERPONT COMMUNITY AND TECHNICAL COLLEGE NURSING PROGRAMS

Nursing Program	Total Enrollment	Number of Filled First Year Cohort Seats	Total Graduates	NCLEX Passage Rate (2024)
LPN	36	20	29	94.74%
<b>Total</b>	<b>36</b>	<b>20</b>	<b>29</b>	<b>94.74%</b>

# Shepherd University

The Shepherd University Nursing Program operates in Shepherdstown and offers one distinct pre-licensure nursing program designed to prepare students for professional practice. The program is accredited by the Commission on Collegiate Nursing Education (CCNE), ensuring that it meets rigorous national standards for nursing education. The program is supported by a dedicated team of 11 full-time faculty and 10 per-diem/adjunct faculty who provide students with comprehensive instruction, mentorship, and clinical guidance.

## 2024-2025 PRE-LICENSURE PROGRAM - SHEPHERD NURSING PROGRAMS

Nursing Program	Total Enrollment	Number of Filled First Year Cohort Seats	Total Graduates	NCLEX Passage Rate (2024)
BSN	131	74	68	94.37%
Total	131	74	68	94.37%

# Southern West Virginia Community and Technical College

The Southern West Virginia Community and Technical College Nursing Program operates in Logan and offers two distinct pre-licensure nursing programs designed to prepare students for professional practice. The programs are accredited by the Accreditation Commission for Education in Nursing (ACEN), ensuring that they meet rigorous national standards for nursing education. The programs are supported by a dedicated team of 13 full-time faculty and four per-diem/adjunct faculty who provide students with comprehensive instruction, mentorship, and clinical guidance.

## 2024-2025 PRE-LICENSURE PROGRAM - SOUTHERN WEST VIRGINIA COMMUNITY AND TECHNICAL COLLEGE

Nursing Program	Total Enrollment	Number of Filled First Year Cohort Seats	Total Graduates	NCLEX Passage Rate (2024)
ADN	118	63	48	85.42%
Accelerated ADN	21	21	17	100%
Total	139	84	65	92.71%

# West Liberty University

The West Liberty University Nursing Program operates in West Liberty and offers two distinct pre-licensure nursing programs designed to prepare students for professional practice. The programs are accredited by the Commission on Collegiate Nursing Education (CCNE), ensuring that they meet rigorous national standards for nursing education. The programs are supported by a dedicated team of five full-time faculty, two part-time faculty members, and six per-diem/adjunct faculty members who provide students with comprehensive instruction, mentorship, and clinical guidance.

## 2024-2025 PRE-LICENSURE PROGRAM INFORMATION – WEST LIBERTY UNIVERSITY NURSING PROGRAMS

Nursing Program	Total Enrollment	Number of Filled First Year Cohort Seats	Total Graduates	NCLEX Passage Rate (2024)
BSN	32	20	12	100%
BA/BS to BSN	11	6	5	100%
<b>Total</b>	<b>43</b>	<b>26</b>	<b>17</b>	<b>100%</b>

# West Virginia Northern Community College

The West Virginia Northern Community College Nursing Program operates in New Martinsville, Weirton, and Wheeling, and offers three distinct pre-licensure nursing programs designed to prepare students for professional practice. The programs are accredited by the Accreditation Commission for Education in Nursing (ACEN), ensuring that they meet rigorous national standards for nursing education. The programs are supported by a dedicated team of seven full-time faculty and two adjunct faculty who provide students with comprehensive instruction, mentorship, and clinical guidance.

## 2024-2025 PRE-LICENSURE PROGRAM INFORMATION – WEST VIRGINIA NORTHERN COMMUNITY COLLEGE NURSING PROGRAMS

Nursing Program	Total Enrollment	Number of Filled First Year Cohort Seats	Total Graduates	NCLEX Passage Rate (2024)
LPN – New Martinsville	4	4	4	50%
ADN – Weirton	26	20	5	100%
ADN – Wheeling	53	33	20	100%
LPN to ADN - Wheeling	13	13	0	-
<b>Total</b>	<b>96</b>	<b>70</b>	<b>29</b>	<b>83.33%</b>

# West Virginia State University

The West Virginia State University Nursing Program operates in Institute and offers two distinct pre-licensure nursing programs designed to prepare students for professional practice. The programs are accredited by the Commission on Collegiate Nursing Education (CCNE), ensuring that they meet rigorous national standards for nursing education. The programs are supported by a dedicated team of four full-time faculty and one part-time faculty member who provide students with comprehensive instruction, mentorship, and clinical guidance.

## 2024-2025 PRE-LICENSURE PROGRAM INFORMATION – WEST VIRGINIA STATE UNIVERSITY NURSING PROGRAMS

Nursing Program	Total Enrollment	Number of Filled First Year Cohort Seats	Total Graduates	NCLEX Passage Rate (2024)
BSN	57	17	13	94.12%
LPN to BSN	20	8	0	-
<b>Total</b>	<b>77</b>	<b>25</b>	<b>13</b>	<b>94.12%</b>

# West Virginia University

The West Virginia University Nursing Program operates in Beckley, Bridgeport, Keyser, and Morgantown, and offers three distinct pre-licensure nursing programs designed to prepare students for professional practice. The programs are accredited by the Commission on Collegiate Nursing Education (CCNE), ensuring that they meet rigorous national standards for nursing education. The programs are supported by a dedicated team of 48 full-time faculty members and 22 part-time faculty members who provide students with comprehensive instruction, mentorship, and clinical guidance.

## 2024-2025 PRE-LICENSURE PROGRAM INFORMATION – WEST VIRGINIA UNIVERSITY NURSING PROGRAMS

Nursing Program	Total Enrollment	Number of Filled First Year Cohort Seats	Total Graduates	NCLEX Passage Rate (2024)
BA/BS to BSN – Morgantown	29	24	20	100%
BA/BS to BSN – Bridgeport	25	25	8	100%
BSN – Keyser	69	13	12	95.83%
BSN – Beckley	77	29	22	100%
BSN – Morgantown	442	96	89	99.18%
LPN to BSN - Keyser	13	6	0	-
<b>Total</b>	<b>655</b>	<b>193</b>	<b>151</b>	<b>99%</b>

# West Virginia University at Parkersburg

The West Virginia University at Parkersburg Nursing Program operates in Parkersburg and offers two distinct pre-licensure nursing programs designed to prepare students for professional practice. The programs are accredited by the Accreditation Commission for Education in Nursing (ACEN), ensuring that they meet rigorous national standards for nursing education. The programs are supported by a dedicated team of 15 full-time faculty and 19 per-diem/adjunct faculty who provide students with comprehensive instruction, mentorship, and clinical guidance.

## 2024-2025 PRE-LICENSURE PROGRAM INFORMATION – WEST VIRGINIA UNIVERSITY AT PARKERSBURG NURSING PROGRAMS

Nursing Program	Total Enrollment	Number of Filled First Year Cohort Seats	Total Graduates	NCLEX Passage Rate (2024)
LPN to ADN	39	18	17	100%
ADN	165	35	43	97.67%
<b>Total</b>	204	53	60	98.84%

# Nursing Faculty

Recruiting and retaining qualified nursing faculty is critical to sustaining the nursing workforce pipeline, yet it remains one of the most significant challenges in nursing education. Nurses with graduate degrees often encounter substantial pay gaps between academic positions and clinical practice roles, where salaries are typically higher. This disparity makes it difficult for colleges and universities to attract and retain experienced faculty, resulting in shortages that limit program capacity and hinder enrollment growth. Competitive compensation, professional development, and strong institutional support are essential to prepare the next generation of nurses and address statewide and national shortages. To help meet this need, the West Virginia Nursing Expansion Program implemented strategies such as targeted marketing of faculty positions, tuition reimbursement for advanced education, and funding for professional development. As a result of these efforts, our public colleges and universities currently have a 1:8 student to faculty ratio and employ a total of 388.2 faculty for our pre-licensure nursing programs.

## NURSING FACULTY DATA

Institution	Number of Pre-Licensure Nursing Programs	Full-Time Faculty	Part-Time Faculty	Per-Diem/Adjunct Faculty
Bluefield State University	5	10	0	6
BlueRidge Community and Technical College	2	6	8	0
BridgeValley Community and Technical College	6	21.6	9.6	
Concord University	2	5	0	0
Eastern West Virginia Community and Technical College	2	2	0	2
Fairmont State University	3	19	4	22
Marshall University	4	13	55	15
New River Community and Technical College	3	7	7	0
Pierpont Community and Technical College	1	2	1	4
Shepherd University	1	11	0	10
Southern West Virginia Community and Technical College	2	13	0	4
West Liberty University	2	5	2	6
West Virginia State University	2	4	1	0
West Virginia University	6	48	22	0
West Virginia Northern Community College	4	7	0	2
West Virginia University at Parkersburg	2	15	0	19
<b>Total</b>	<b>47</b>	<b>188.6</b>	<b>109.6</b>	<b>90</b>

# Nursing Program Information

West Virginia's nursing education system offers a diverse range of pre-licensure program types designed to meet students at different stages of their academic and professional journeys. These include Licensed Practical Nurse (LPN), LPN to Associate Degree in Nursing (ADN), Paramedic to ADN, Accelerated ADN, High School to ADN, traditional ADN, BA/BS to Bachelor of Science in Nursing (BSN), LPN to BSN, and traditional BSN programs. Collectively, these programs enrolled a total of 3,031 pre-licensure nursing students across all institutions during the most recent academic year, with 1,432 students entering their first-year cohorts and 900 graduates completing their programs. This diversity of pathways allows individuals to advance through multiple entry points into the nursing profession, supporting both workforce growth and accessibility to nursing education statewide.

## PUBLIC COLLEGE AND UNIVERSITY PRE-LICENSURE NURSING PROGRAM DATA

Nursing Program Type	Number of Programs	Total Enrollment	Total Graduates	Number of Filled First Year Cohort Seats
LPN	4	103	79	103
LPN to ADN	8	324	119	170
Paramedic to ADN	2	15	9	
Accelerated ADN	4	80	53	75
High School to ADN	1	10	1	7
ADN	10	1,294	332	570
BA-BS to BSN	5	82	52	66
LPN to BSN	2	33	0	14
BSN	11	1,090	255	416
<b>Total</b>	<b>47</b>	<b>3,031</b>	<b>900</b>	<b>1,432</b>

# Nursing Student Indebtedness

Indebtedness among nursing students in pre-licensure programs at West Virginia's public colleges and universities has shifted in recent years, thanks to a mix of public and private support. Public initiatives like WV Invests (last-dollar tuition) and the West Virginia Nursing Scholarship help cover tuition and fees with the West Virginia Nursing Scholarship filling critical gaps for students who do not qualify for other aid or who still have an unmet need. Many healthcare systems also offer tuition assistance and scholarships, further reducing reliance on loans. In 2025, the average debt for in-state nursing graduates was \$26,423, compared to \$38,596 for out-of-state students, and 36 percent of graduates finished with no educational debt at all. Most of these programs are tied to residency or service commitments, helping ensure graduates remain in West Virginia to practice and strengthen the state's nursing workforce.

Loan amounts include all undergraduate loans including amounts of accumulated before nursing programs. Any federal parent loans are included in the total loan amount. These figures only account for loans accumulated at public institutions in West Virginia.

## NURSING STUDENT INDEBTEDNESS

Institution	Terminal Degree	Graduating Class	Percentage Graduating Without Debt	Average Debt In-State Students	Average Debt Out-of-State Students
Blue Ridge Community and Technical College	ADN	2021	28%	\$17,370	n/a
		2022	38%	\$26,682	n/a
		2023	23%	\$20,785	n/a
		2024	46%	\$23,480	n/a
		2025	35%	\$22,702	n/a

Continued on next page



Institution	Terminal Degree	Graduating Class	Percentage Graduating Without Debt	Average Debt In-State Students	Average Debt Out-of-State Students
Blue Ridge Community and Technical College	ADN	2021	28%	\$17,370	n/a
		2022	38%	\$26,682	n/a
		2023	23%	\$20,785	n/a
		2024	46%	\$23,480	n/a
		2025	35%	\$22,702	n/a
BridgeValley Community and Technical College	ADN	2021	35%	\$22,782	N/A
		2022	16%	\$14,384	N/A
		2023	30%	\$22,401	N/A
		2024	35%	\$19,212	N/A
		2025	42%	\$16,177	N/A
Bluefield State University	ADN	2021	32%	\$22,679	N/A
		2022	31%	\$19,522	N/A
		2023	31%	\$24,368	N/A
		2024	23%	\$21,318	N/A
		2025	40%	\$23,173	N/A
Concord University	BSN	2025	0%	\$23,573	N/A
Fairmont State University	ADN	2021	24%	\$35,596	\$49,787
		2022	24%	\$28,116	N/A
		2023	29%	\$25,887	\$45,744
		2024	20%	\$25,713	\$29,067
		2025	26%	\$28,800	\$19,490
Fairmont State University	BSN*	2021	23%	\$39,883	N/A
		2022	34%	\$32,925	N/A
		2023	28%	\$30,968	N/A
		2024	37%	\$35,430	N/A
		2025	39%	\$30,658	N/A
Eastern West Virginia Community and Technical College	ADN	2024	48%	\$19,546	N/A
Marshall University	BSN*	2021	24%	\$35,596	\$49,787
		2022	24%	\$28,116	N/A
		2023	29%	\$25,887	\$45,744
		2024	20%	\$25,713	\$29,067
		2025	26%	\$28,800	\$19,490

Continued on next page

Institution	Terminal Degree	Graduating Class	Percentage Graduating Without Debt	Average Debt In-State Students	Average Debt Out-of-State Students
New River Community and Technical College***	ADN	2022	0%	\$15,471	N/A
		2023	33%	\$16,527	N/A
		2024	8%	\$11,042	N/A
		2025	40%	\$17,083	N/A
		2025	35%	\$22,702	n/a
Shepherd University	BSN*	2021	23%	\$31,346	\$43,065
		2022	34%	\$30,418	\$45,417
		2023	30%	\$27,750	\$56,525
		2024	35%	\$31,469	\$45,646
		2025	25%	\$29,535	\$42,099
Southern West Virginia Community and Technical College	ADN	2021	41%	\$16,813	N/A
		2022	53%	\$13,930	N/A
		2023	49%	\$17,344	N/A
		2024	57%	\$12,285	N/A
		2025	51%	\$13,249	N/A
West Liberty University	BSN*	2021	26%	\$28,377	\$48,814
		2022	29%	\$27,269	N/A
		2023	27%	\$28,029	\$44,981
		2024	34%	\$31,414	\$39,859
		2025	20%	\$39,097	\$33,053
West Virginia Northern Community and Technical College	ADN	2021	33%	\$15,691	\$20,187
		2022	36%	\$14,043	\$21,035
		2023	50%	\$12,647	N/A
		2024	50%	\$9,661	N/A
		2025	44%	\$19,248	N/A
West Virginia State University****	BSN	2022	43%	\$41,430	N/A
		2023	35%	\$23,865	N/A
		2024	46%	\$33,988	N/A
		2024	20%	\$25,713	\$29,067
		2025	26%	\$28,800	\$19,490

Continued on next page

Institution	Terminal Degree	Graduating Class	Percentage Graduating Without Debt	Average Debt In-State Students	Average Debt Out-of-State Students
West Virginia University	BSN*	2021	36%	\$34,620	\$61,042
		2022	30%	\$29,022	\$59,170
		2023	32%	\$31,292	\$70,868
		2024	34%	\$31,998	\$65,382
		2025	37%	\$36,552	\$57,987
West Virginia University at Parkersburg	ADN	2021	18%	\$21,516	N/A
		2022	30%	\$27,438	N/A
		2023	36%	\$23,830	N/A
		2024	45%	\$17,814	N/A
		2025	38%	\$24,547	N/A
Note – N/A in Average Educational Debt for Out-Of-State students means that the school has less than five out of state students for the indicated graduating class.					
*Indicates BSN programs at institutions that offer RN-BSN programs. Therefore average educational debt figures include those who are in a post licensure program since the same degree is conferred upon program completion.					
**Eastern Community and Technical College only accepts new cohorts every other year for their ADN program.					
***New River Community and Technical College's first graduating class for their ADN programs was in 2022.					
****West Virginia State University's first graduating class for their BSN programs was in 2022.					

## NCLEX Passage Rates and Locations

The licensure process for nurses in the United States begins with the NCLEXRN (for registered nurses) or the NCLEXPN (for practical or vocational nurses), exams administered under the auspices of the National Council of State Boards of Nursing (NCSBN). These computerized adaptive tests are designed to assess whether an entry-level nurse has the requisite knowledge, clinical judgment, and competencies to practice safely. After successfully passing the exam, a nurse is licensed by the state board of the state in which the exam was taken. For states like West Virginia, nurse licensure is linked to the nurse's state of residence rather than their work location, due to participation in the Nurse Licensure Compact. This means a nurse residing in West Virginia takes the exam under the West Virginia Board of Nursing and may practice in other compact states under that license, provided their primary residence remains in West Virginia. According to the National Council of State Boards of Nursing, the NCLEX RN passage rate for RNs educated in the United State passing the first time in 2024 was 91.16 percent and 88.65 percent for LPNs.

To better understand where graduates are likely to practice, we analyzed the states in which they take their licensure exams across all public programs. Please note that test takers in 2024 may not match the number of graduates because some students may not elect to take the exam until the next calendar year. Most test takers sit for the exam in West Virginia. The next most common states are Pennsylvania (32), Ohio (18), Virginia (27), Maryland (26), and Kentucky (8) – all bordering West Virginia, which explains their prominence.

## STATE OF NCLEX EXAMINATION FOR WEST VIRGINIA PUBLIC PRE-LICENSURE NURSING PROGRAMS, CALENDAR YEAR 2024

State	Number of Test Takers	Number Passing	Passage Rate
California	3	3	100%
Colorado	1	1	100%
Florida	1	1	100%
Georgia	2	2	100%

Continued on next page

Indiana	2	1	50%
Kentucky	8	8	100%
Maryland	26	19	73.1%
New Jersey	2	2	100%
New York	7	7	100%
North Carolina	3	3	100%
Ohio	18	16	88.9%
Pennsylvania	32	30	93.8%
Texas	2	2	100%
Virginia	27	26	96.3%
West Virginia	1,075	1,014	94.3%
<b>TOTAL</b>	<b>1,206</b>	<b>1,135</b>	<b>94.1%</b>

# LOANS AND INCENTIVES



## Health Sciences Service Program

The Health Sciences Service Program is a state-funded incentive program and is administered by the Commission. The program provides financial awards to health professions students who agree to practice in underserved areas of the state upon completion of their education and training. Participants complete either two years of full-time service or four years of part-time service. Medical and dental students receive a \$30,000 award. Doctoral clinical psychology, licensed independent clinical social work, nursing education, nurse practitioner, physical therapy, occupational therapy, public health, pharmacy, and physician assistant trainees receive a \$15,000 award.

Since 1995, more than 250 participants have completed their service obligation. In the 2024-2025 academic year, 16 awards totaling \$285,000 were offered to:

- ▶ 3 clinical social work students
- ▶ 3 medical students
- ▶ 4 nurse practitioner students
- ▶ 2 occupational therapy students
- ▶ 1 physician assistant student
- ▶ 1 clinical psychology student
- ▶ 2 physical therapy students



## West Virginia Nursing Scholarship Program

The West Virginia Nursing Scholarship Program is a state-funded scholarship program administered by the West Virginia Higher Education Policy Commission. The program provides LPNs, RNs, and graduate-level nursing students with scholarships in exchange for completing service obligations in West Virginia. Recent data shows that more than 87 percent of nurses who completed their service obligations maintained an active West Virginia nursing license. While some nursing students without previous degrees may qualify for other awards, the West Virginia Nursing Scholarship Program is open to nursing students at all levels, regardless of whether they earned a previous degrees.

Many nursing students in West Virginia are non-traditional students and do not qualify for traditional financial aid, making this scholarship vitally important in ensuring these students can afford their nursing education. While the scholarship's primary funding source was eliminated through state legislation in 2022 (Senate Bill 518), the Commission has been able to temporarily fund nursing scholarships with grants from the governor's three-year Nursing Expansion Program. However, as those were one-time funds, a dedicated funding stream would be needed to continue the program.

### WEST VIRGINIA NURSING SCHOLARSHIP PROGRAM BY PROGRAM YEAR

	2024-2025	2023-2024	2022-2023	2021-2022	2020-2021
Total number of applicants	913	843	693	588	568
Number of individual awardees*	357	344	295	211	182
Total number of awards distributed	565	602	465	320	272
Total value of awards distributed	\$1,505,807	\$1,351,500	\$1,244,750	\$378,350	\$343,100



## Medical Student Loan Program

The Medical Student Loan Program, which is funded from student fees, is a need-based program for students at West Virginia medical schools and administered by the Commission. Institutions award loans of up to \$10,000 each year per eligible student, and a student may receive a loan in more than one year of medical school. Borrowers are eligible for loan forgiveness of up to \$10,000 per year for each year they practice in West Virginia in an underserved area and/or in a medical shortage field. Borrowers are permitted to reapply for loan forgiveness in subsequent years.

To expand the program's impact and better align with West Virginia's healthcare needs, the Health Sciences Division recently collaborated with healthcare stakeholders statewide to identify additional specialty areas eligible for postponement and/or forgiveness. Through a comprehensive survey of federally qualified health centers and hospitals, as well as direct outreach to healthcare organizations and educational programs for feedback, the Commission identified several high-need specialties to include. As a result, Addiction Medicine, Neurology, Neurosurgery, General Surgery, and Cardiac and Thoracic Surgery were added to the program's existing list of covered primary care specialties—Family Medicine, OB/GYN, General Internal Medicine, General Pediatrics, and Adult or Child Psychiatry.

## MEDICAL STUDENT LOAN PROGRAM BY PROGRAM YEAR

	2024-2025	2023-2024	2022-2023	2021-2022	2020-2021
Loans awarded in Fiscal Year	0	0	154	229	352
Total amount awarded	\$0	\$0	\$1,264,257	\$1,639,500	\$1,712,559
Amount of unexpended funds*	\$6,472,759	\$4,990,322	\$3,380,302	\$3,397,149	\$3,143,604
Loan postponement**	18	5	9	11	10
Loan forgiveness***	360	339	334	322	315
Default rate on previous awards	13.16%	11.26%	9.94%	9.83%	10.55%

\* Amount of unexpended funds includes loan repayments. \*\* Loan postponement is the number of borrowers who applied for the first time in a given year to begin practicing toward earning loan forgiveness. If these borrowers complete one year of service, they receive up to \$10,000 in loan forgiveness, and then, are included in the subsequent year's loan forgiveness count. \*\*\* Loan forgiveness is the number of borrowers who received up to \$10,000 in loan forgiveness in a given year.



## Choose West Virginia Practice Program

The Choose WV Practice Program is a state-funded incentive program administered by the Commission. The program provides a tuition waiver to non-resident West Virginia medical students who agree to remain in West Virginia to practice in an underserved area of the state upon completion of their education and training. Two students from each West Virginia medical school are eligible to be awarded each academic year and receive a tuition waiver for the difference between in state and out-of-state tuition (approximately \$30,000). The first awards were held in 2019-2020.

## CHOOSE WEST VIRGINIA PRACTICE PROGRAM; TOTAL RECIPIENTS, TOTAL FUNDS DISBURSED, AVERAGE AWARD, 2020-2021 TO 2024-2025

	2020-2021	2021-2022	2022-2023	2023-2024	2024-2025
Recipients	9	14	16	20	17
Funds Disbursed	\$285,318	\$444,871	\$514,084	\$679,108	\$571,032
Average Award	\$31,702	\$31,777	\$32,130	\$33,955	\$33,590

## CHOOSE WEST VIRGINIA PRACTICE PROGRAM: TOTAL RECIPIENTS OF NEW AWARDS AND NEW AWARDS BY INSTITUTION 2024-2025

	Recipients	% of Total Recipients	Awards
Marshall University	3	17.6%	\$100,737
West Virginia School of Osteopathic Medicine	9	52.9%	\$295,200
West Virginia University	5	29.4%	\$175,095
<b>Total</b>	<b>17</b>	<b>100.0%</b>	<b>\$571,032</b>



## Mental Health Loan Repayment Program

The Mental Health Loan Repayment Program is a state-funded incentive program administered by the Commission that provides provides approximately 30 awards annually to practicing mental health professionals who complete a service obligation to deliver therapy or counseling services in underserved areas of West Virginia. The award amount is at least \$10,000 (depending on outstanding debt) and is renewable up to three years based on availability of funds and continued eligibility for the loan repayment program.

For the past few award years, the Commission was given temporary funding from the West Virginia Bureau for Behavioral Health to increase the number of awards given. These funds have been exhausted and are no longer available. In 2025, the state budget for the program was reduced from \$330,000 to \$100,000. With reduced annual appropriations, the number of awards will remain limited unless additional resources are allocated to the program.

Eligible disciplines include Licensed doctoral level Clinical Psychologist, Master's level Licensed Psychologist, Licensed Independent Clinical Social Worker, Licensed Certified Social Worker, Licensed Professional Counselor, Licensed Marriage and Family Therapist, or Psychiatric Mental Health Nurse Practitioner and other mental health disciplines experiencing a shortage of practitioners, as identified by the Commission. In 2024-2025, three awards totaling \$90,000 were offered to:

- ▶ 1 licensed graduate Social Worker
- ▶ 1 licensed Independent Social Worker
- ▶ 1 Psychiatric Nurse Practitioner



## BEHAVIORAL HEALTH INITIATIVE

The West Virginia Behavioral Health Initiative is a statewide effort to strengthen the behavioral health education and workforce development among mental health professionals. It represents a coordinated, multi-institutional investment to expand and sustain West Virginia's behavioral health workforce. Through curriculum innovation, credential support, and educational pipeline development, it seeks to prepare more qualified professionals to meet the state's growing mental health and addiction treatment needs. The key goals of the effort include:

- ▶ Collecting and analyzing data on behavioral health education and workforce trends to guide future policy.
- ▶ Expanding behavioral health career pathways starting in K-12 and continuing through higher education.
- ▶ Incentivizing education and practice in behavioral health professions across the state.
- ▶ Enhancing credentialing opportunities, particularly for advanced addiction counseling certifications.
- ▶ Promoting telehealth proficiency in behavioral health service delivery.

*Continued on next page*



- ▶ Facilitate statewide collaboration among education and workforce stakeholders.

The Health Sciences Division was able to secure a \$700,000 grant from the Department of Labor to fund these efforts from February 2024 through January 2026. This funding was structured into four focus areas to address and support the program's key goals.

1. Internships – Institutions were invited to apply for internship grants that support master's level psychology, social work, and counseling students, and doctoral level psychology interns in grants of \$60,000. Grants were given to West Virginia University HSTA, WVU Social Work Play Higher Pioneers, and Marshall University Behavioral Health Scholars.
2. Training – 15 students and/or professionals have been assisted with acquiring or increasing their West Virginia Certification Board of Addiction and Prevention Professionals (WVCBAPP) credentials. Stipends for training, travel for training, and clinical field supervision were funded as needed. Funding for this area was given to Marshall University Center for Excellence in Recovery (\$30,000).
3. Pipeline – Institutions were invited to apply for grants for master's level psychology, social work, and counseling, and doctoral level clinical psychology internship stipends to incentivize advanced careers in behavioral health. 3 grants were given to West Virginia HSTA (\$71,320), West Virginia University Social Work Play Higher Pioneers (\$93,750), and Marshall University Behavioral Health Scholars (\$74,329.50).
4. Telehealth – Grants were given out to fund curriculum creation or expansion to improve tele-behavioral health delivery skills. Grants were given to Marshall University Tele-behavioral Health Curriculum Project (\$14,590), West Virginia University Social Work Simulation Project (\$14,858.76), Concord University Social Work (\$14,009), and Mountain Laurel Integrated Healthcare – Logan Mingo Area Health (\$5,000).

As the funding provided through the U.S. Department of Labor concludes in January 2026, the West Virginia Higher Education Policy Commission is actively pursuing additional funding opportunities to sustain and expand this vital work. The Commission remains deeply committed to improving behavioral health outcomes across the state's colleges and universities and to strengthening the behavioral health workforce pipeline to ensure that practitioners are well-prepared to care for all West Virginians.



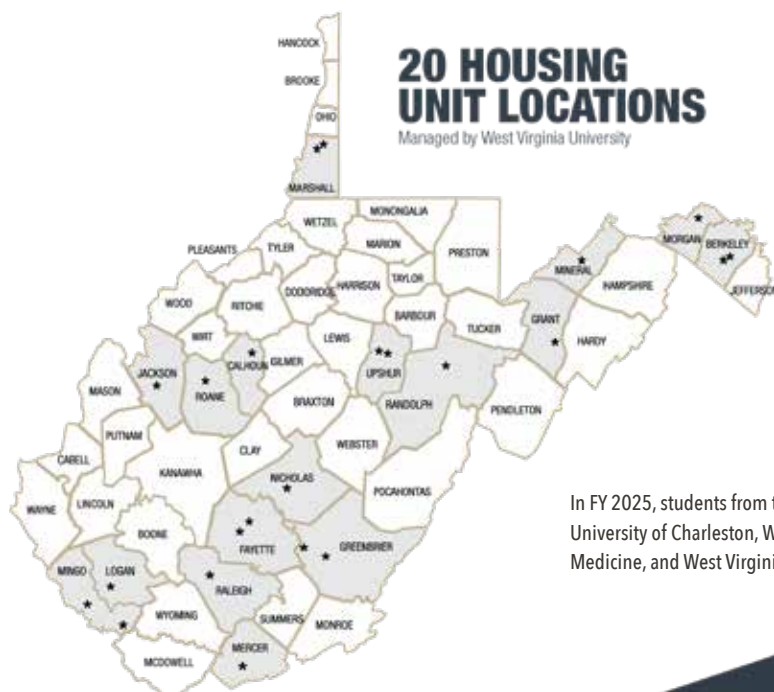
# RURAL HEALTH INITIATIVE PROGRAM

The RHI statewide housing system for health sciences students helps students complete clinical rotations away from the main campus and immerse themselves in a rural or underserved community. The housing is open to all health sciences students, but in FY 2025, the housing was most frequently used by medical, physician assistant, pharmacy, dental and pathologist's assistant students. The typical

length of stay for students utilizing housing is about four weeks.

In FY2025, 23 housing units located in 20 cities throughout West Virginia were utilized by students engaged in community-based clinical experiences. These units are primarily leased houses or apartments that are property managed by West Virginia University. Housing locations are identified based on demand for clinical rotations in certain geographic areas, as well as the ability to secure the appropriate type of rental property. The operating costs of the program are supported through the Commission's RHI funding, and a \$170/week fee paid by students utilizing the housing. Often, the cost of housing is covered by the student's institution. In FY 2025, a total of 1,599 weeks in 21 housing units in 19 cities were utilized across the state.

The following pages contain a profile of the statewide student housing system for clinical rotations and program overviews for each of the academic health center's RHI activities during FY 2025.



In FY 2025, students from the following institutions utilized housing: Marshall University, University of Charleston, West Liberty University, West Virginia School of Osteopathic Medicine, and West Virginia University.



## Statewide Housing System

The RHI statewide housing system for health sciences students has allowed students to complete clinical rotations away from the main campus and immerse themselves in a rural or underserved community. The housing is open to all health sciences students, but in FY 2025, the housing was most frequently used by medical, physician assistant, pharmacy, dental students, and pathologist's assistant. The typical length of stay for students utilizing housing is about 4 weeks.

In FY2025, 23 housing units located in 20 cities throughout WV were utilized by students engaged in community-based clinical experiences. These units are primarily leased houses or apartments that are property managed by West Virginia University. Housing locations are identified based on demand for clinical rotations in certain geographic areas, as well as the ability to secure the appropriate type of rental property. The operating costs of the program are supported through the Commission's RHI funding, and a \$170/week fee paid by students utilizing the housing. Often, the cost of housing is covered by the student's institution. A total of 1,599 weeks were utilized across all housing unit locations in FY 2025. At the end of FY 2025, a total of 21 housing units located in 19 cities were available for utilization.

# MARSHALL UNIVERSITY JOAN C. EDWARDS SCHOOL OF MEDICINE

## *Mission*

We are empowering the future of medicine by elevating education, driving discovery and championing wellness throughout Appalachia and beyond.

## *Values*

- ▶ **Collaboration:** We foster teamwork across disciplines and institutions to enhance patient care, education and research.
- ▶ **Community:** We are committed to building a healthier future for West Virginia and Appalachia by addressing rural health challenges and meeting the needs of the communities we serve.
- ▶ **Innovation:** We embrace new ideas, technologies and research to advance understanding of disease and improve patient outcomes.
- ▶ **Lifelong Learning:** We recognize medicine is a lifelong calling that requires continuous growth to meet the evolving needs of patients and the profession.
- ▶ **Respect:** We value every individual, prioritizing empathy, humanism and integrity in all we do.



## INCREASE THE RECRUITMENT OF HEALTHCARE PROVIDERS TO RURAL AND UNDERSERVED AREAS

### **Rural Research & Training: Building the Pipeline for Rural Healthcare Providers**

The Center for Rural Health's Rural Research Initiative offers students and residents immersive experiences in some of West Virginia's most underserved communities. To date, the Center has awarded over \$1.58 million in rural research grants, supporting projects that directly benefit both communities and students.

- ▶ **Community Impact:** Students conduct on-site research, gathering data that enables tailored, innovative solutions to local healthcare challenges.
- ▶ **Student Development:** Participants gain leadership, communication, and analytical skills. All students are required to publish and present their work, resulting in 32 state, national, and international presentations and 24 publications—showcasing West Virginia's talent on a global stage.

### **Pharmacy Student Engagement**

- ▶ Five pharmacy students completed 60 percent of their fourth-year training in rural West Virginia counties.
- ▶ Their fieldwork included studying rural practice responsibilities, payment models, and healthcare challenges.
- ▶ Each student conducted research addressing current rural health issues.

### **Physician Assistant (PA) Program Impact**

The PA Program continues to expand clinical rotations in rural and underserved areas.

### **Accreditation self-study revealed strong outcomes**

- ▶ 64 percent of the Class of 2023 (N=25) secured employment in rural/underserved communities.
- ▶ 52 percent of the Class of 2024 (N=23) followed the same path.

These initiatives are critical to building a sustainable rural healthcare workforce. By embedding students in rural communities and equipping them with real-world experience, we are not only addressing immediate healthcare needs but also fostering long-term provider retention in areas that need it most.

*Continued on next page*

## INCREASE THE RETENTION RATE OF HEALTHCARE PROVIDERS IN RURAL AND UNDERSERVED AREAS

**Rural Health Service Program** - This opportunity provides a financial incentive of \$25,000 for third and/or fourth year medical students and second year Physician Assistant (PA) students in exchange for a year of practice in a rural or underserved area. Five medical students were selected in 2024-2025 and received \$25,000 each.

There are currently twenty Rural Health Service award participants who have completed their residency/education, and four of those are now fulfilling their service commitment. Five recipients have completed their service commitment and are practicing in rural/underserved areas. Thirteen participants are still in medical school and residency with service commitments required after residency. To date we have provided \$875,000 to fund this program.

## DEVELOP PIPELINE PROGRAMS TO ENHANCE STUDENT INTEREST IN RURAL AND UNDERSERVED HEALTHCARE CAREERS

**Strengthening the Rural Healthcare Workforce: Pipeline Programs That Inspire and Prepare**

To address the growing need for healthcare providers in rural and underserved areas, the Center for Rural Health continues to invest in pipeline programs that spark student interest and prepare them for careers in these communities.

### High School Pipeline Initiative

In the 2024-2025 academic year, Center staff expanded outreach to high schools across seven counties, offering enrichment activities designed to:

- ▶ Encourage students to explore healthcare careers
- ▶ Remove perceived barriers to entry
- ▶ Equip students with tools to pursue their goals

A standout component is the Gross Anatomy Initiative, which includes:

- ▶ Hands-on lab experiences at the Joan C. Edwards School of Medicine (JCESOM)
- ▶ Integrated sessions with students from Marshall's Medical, Physician Assistant, Pharmacy, and Physical Therapy programs

This year, 193 high school students participated. They toured the anatomy lab, engaged in career discussions, and interacted with current Marshall students who shared their academic journeys and professional aspirations. Feedback from both visiting students and Marshall volunteers was overwhelmingly positive, with many students expressing newfound interest in healthcare careers.

*Continued on next page*







## *Marshall Pathway Programs*

Undergraduate participants in the Marshall Pathway Programs engaged in enrichment activities and group projects focused on social determinants of health - including poverty, transportation, and food insecurity.

- ▶ Students were divided into teams to design and implement community service projects.
- ▶ Projects emphasized healthcare access and community engagement.
- ▶ Students developed leadership, planning, and collaboration skills—without external funding, under the guidance of the Center for Rural Health.

These experiences not only deepen students' understanding of rural health challenges but also build a sense of purpose and commitment to serving underserved populations.

## **SUPPORT THE INVOLVEMENT OF RURAL AND UNDERSERVED AREAS OF THE STATE IN THE HEALTH EDUCATION PROCESS**

**Rural Roundtables Initiative:** The Center for Rural Health, in collaboration with the West Virginia School of Osteopathic Medicine (WVSOM) and Coalfield Health Center in Logan County, has launched the Rural Roundtables initiative. This program is designed to foster meaningful connections between students and rural healthcare providers and communities.

Medical and pre-medical students were invited to participate in regularly scheduled, interdisciplinary virtual case study sessions led by rural healthcare professionals from Coalfield. Participants included students from WVSOM, Marshall University's medical program, and various undergraduate institutions.

Each session featured rural healthcare providers, including a physician and a nurse practitioner, who shared real-world clinical insights and community-based perspectives. Feedback collected through post-session surveys indicated that nearly all participating students found the sessions to be highly beneficial and would recommend them to their peers.

This initiative exemplifies a strategic approach to rural health workforce development by exposing future healthcare professionals to the unique challenges and opportunities of rural practice.

# West Virginia School of Osteopathic Medicine

The Rural Health Initiative's (RHI) mission is to enhance the rural primary care curriculum at the West Virginia School of Osteopathic Medicine (WVSOM) to produce graduates uniquely qualified to practice in underserved communities in West Virginia. In addition to offering rural training opportunities to all students, WVSOM operates an intensive RHI program that provides special training and enrichment opportunities to students who express the strongest interest in rural practice.

## INCREASE THE RECRUITMENT OF HEALTH CARE PROVIDERS TO RURAL AREAS

**Rural Practice Day 2025:** WVSOM hosted its 14th annual Rural Practice Day. Themed "Mountains to Missions," the program provided future physicians with valuable insights from experienced rural doctors on the challenges and rewards of serving underserved populations – from the mountains of West Virginia to missions abroad. The event also highlighted a collaboration with the Rural and International Medicine (RIM) Center, reinforcing WVSOM's commitment to preparing students for service in rural and global health settings.

**Student Rotations:** RHI students complete rotations in six different WVSOM Statewide Campus regions. Eleven hospitals serve as RHI base sites in rural/underserved areas. RHI base sites for the 2024-25 academic year included:

- ▶ CAMC Greenbrier Valley Medical Center
- ▶ Charleston Area Medical Center
- ▶ Davis Medical Center
- ▶ Logan Regional Medical Center
- ▶ Mon Health Medical Center
- ▶ Raleigh General Hospital
- ▶ St. Mary's Medical Center
- ▶ WVU Medicine Grant Memorial Hospital
- ▶ WVU Medicine Princeton Community Hospital
- ▶ WVU Medicine St. Joseph's Hospital
- ▶ WVU Medicine United Hospital Center



**Rural Physician Service Program:** The Rural Physician Service Program incentivizes WVSOM students to remain in West Virginia by offering financial awards in exchange for their commitment to practice in eligible rural or underserved areas within the state. This year, four students were selected to receive \$22,000 each and agreed to practice in these critical service sites for one year. Additionally, these students benefit from enhanced rural health training during medical school through the RHI program.

**Rural or Underserved Rotation Housing:** Multiple WVSOM students utilized shared housing that totaled 710 weeks of use during their rural or underserved rotations in West Virginia. Students utilized shared housing most often when completing clinical rotations more than 50 miles from their Statewide Campus base site.

**RHI Mastermind Program:** RHI hosted two mastermind events this year, including one developed by an RHI student and supported by WVSOM's Center for Rural and Community Health. A Social Determinants of Health simulation places students in the roles of Appalachian community members facing challenges such as poverty, limited access to health care and social inequities. Through collaboration with multiple departments and dedicated faculty and staff, the activity has been adopted into WVSOM's curriculum. All first-year medical students now begin their training with this impactful experience, gaining early insight into the realities their future rural patients may face.

*Continued on next page*

## INCREASE THE RETENTION RATE OF HEALTH CARE PROVIDERS IN RURAL AREAS

**Residency Sign-On Incentive:** Six of the 16 RHI program graduates from WVSOM's Class of 2025 each received a \$4,000 sign-on incentive for acceptance into a primary care or emergency medicine residency in West Virginia. One graduate accepted a family medicine residency at Charleston Area Medical Center in Charleston, W.Va., one accepted a pediatrics residency at West Virginia University School of Medicine in Morgantown, W.Va., and four accepted family medicine residencies at WVU Medicine Wheeling Hospital in Wheeling, W.Va.

## DEVELOP PIPELINE PROGRAMS TO ENHANCE STUDENT INTEREST IN RURAL HEALTH CARE CAREERS

**Green Coat Program:** Nine students completed the Green Coat Program, offered through WVSOM's Rural Health Initiative in partnership with Charleston Area Medical Center and Davis Medical Center. The program gives undergraduate and pre-medical students early exposure to clinical and community health settings. Participants, known as "Green Coats," shadow health professionals, assist with outreach events and gain hands-on experience that prepares them for future medical training. The program also fosters mentorship, professional development and a deeper understanding of the unique needs of rural West Virginia communities.

## SUPPORT THE INVOLVEMENT OF RURAL AREAS OF THE STATE IN THE HEALTH EDUCATION PROCESS

**RHI Industry Activities:** Rural Health Initiative activities seek to acquaint RHI students with state industries to understand environmental exposures that could cause injury or disease to rural patients. Six RHI industry activities occurred during fiscal year 2024-25:

- ▶ "Agriculture: Health and Safety Tour" in Morgantown, W.Va., on Sept. 22, 2024
- ▶ "Coal Mining Safety With MSHA" in Beaver, W.Va., on Dec. 9, 2024
- ▶ "Coal Mine Tour" in Eccles, W.Va., on Dec. 10, 2024
- ▶ "RHI at the Capitol" in Charleston, W.Va., on March 3, 2025
- ▶ "Appalachia Off the Grid" in Frankford, W.Va., on April 14, 2025
- ▶ "Interprofessional Day" in Beaver, W.Va., makeup activity on April 11, 2025

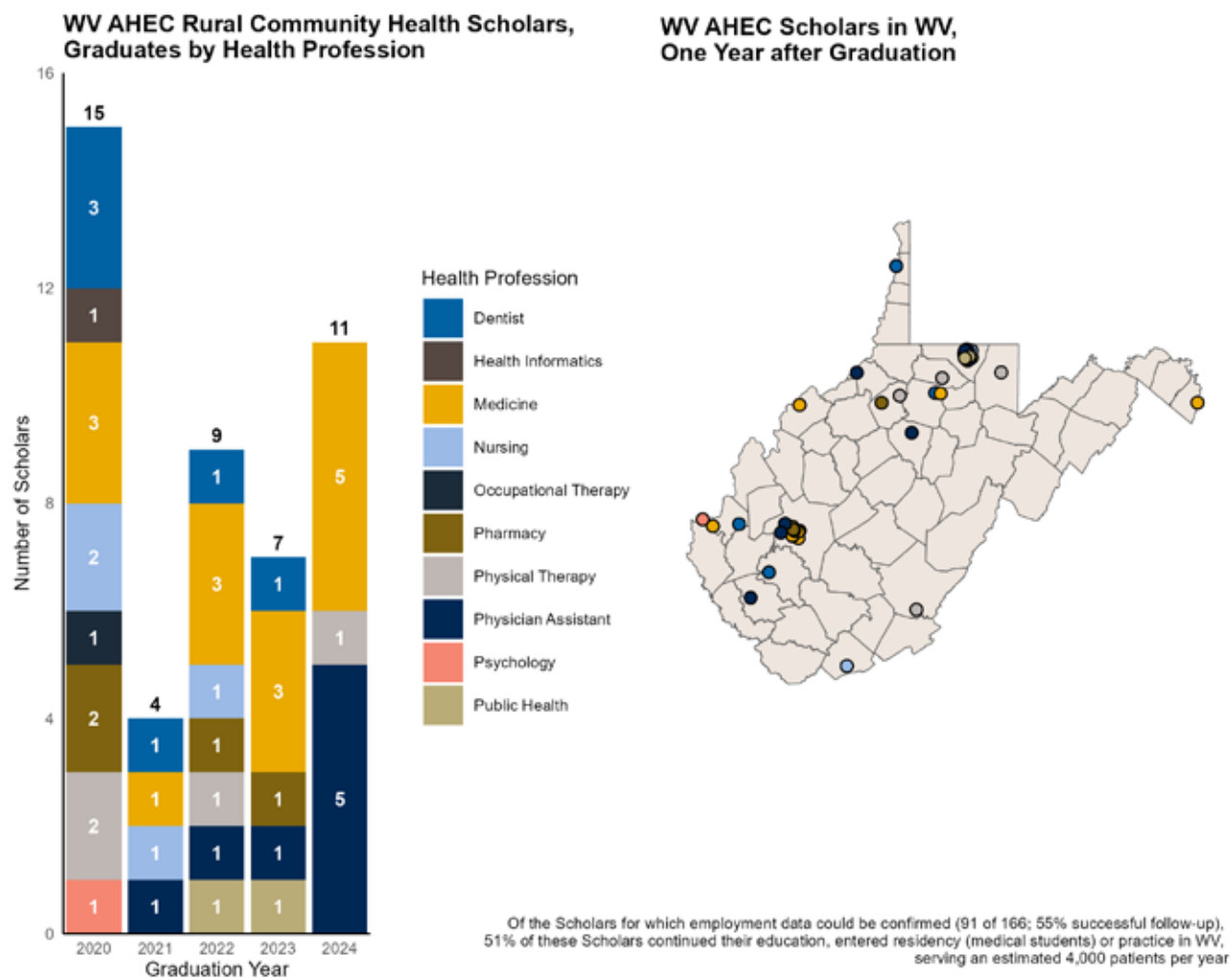
**Coalfield Collaboration:** Coalfield Health Center hosted virtual rural roundtables for students from Marshall University's Center for Rural Health and the WVSOM Rural Health Initiative, creating space to connect, learn and explore careers in rural West Virginia.

**WVSOM Lending Library:** RHI's Health Education Lending Library expands access to health education supplies for community groups, medical students and schools across West Virginia. The library offers educational and demonstration materials tailored for different age groups, supporting health-related events statewide. In addition to teaching tools, resources such as handwashing stations and thermometers are available to promote proper sanitation and screening at community and school-based events.

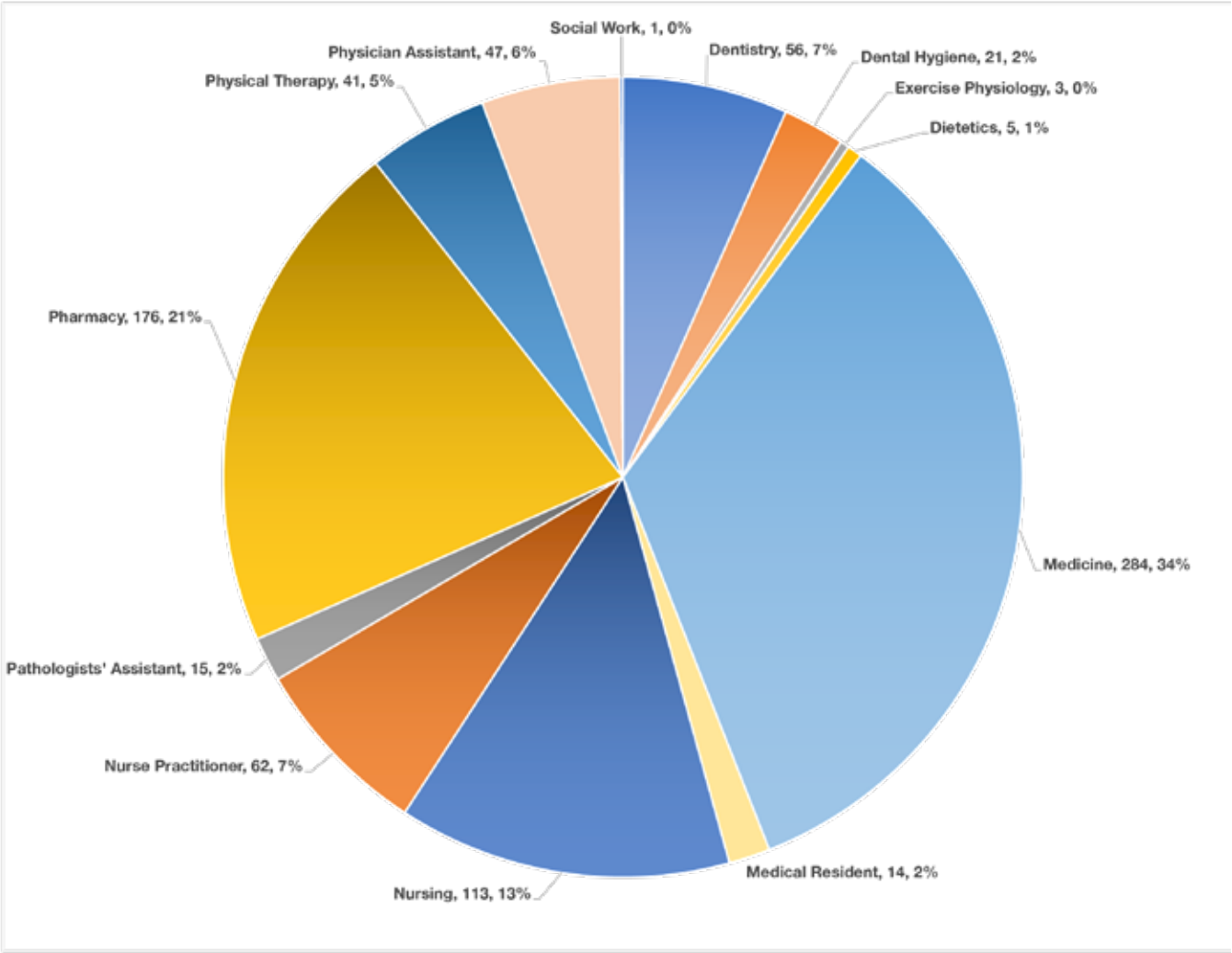




# West Virginia University School of Medicine



**WVU STUDENT ROTATIONS IN COMMUNITY BASED CLINICAL ACTIVITIES,  
BY DISCIPLINE 7/1/2024 - 6/30/2025**



## INCREASE THE RECRUITMENT OF HEALTHCARE PROVIDERS TO RURAL AREAS

**The Area Health Education Centers Program (AHEC)** was developed by Congress in 1971 to recruit, train, and retain a health professions workforce committed to serving rural and medically underserved populations. Since 2001, WV AHEC, composed of a program office and five regional centers, has strategically partnered to conduct and evaluate outcomes of pipeline programs, interprofessional education and training, continuing education, and rural immersions across the state.

**The WVAHEC Rural Community Health (RCH) Scholars Program** provides interprofessional educational experiences for health professions students interested in practicing in rural and/or medically underserved areas. In FY25, 36 students from six institutions were recruited into cohort seven of the Scholars program and 27 of 38 (71 percent) Scholars from cohort six graduated. Thirty-one Scholars from cohort seven are entering their second year and recruitment for cohort 8 is underway.

**The WVU SOM Rural Track** is an enhanced training program developed to increase the number of primary care physicians serving rural and underserved communities in WV. It offers enriched educational experiences in rural clinical settings, equipping students with skills and knowledge specific to rural populations. The Rural Track offers opportunities for hands-on learning and community engagement. To date, 73 students have completed the program and 89 percent (65) of graduates opted for a primary care residency.

**Rural immersions** offer health professions students, including WVAHEC RCH Scholars and PREP students, an opportunity to engage with rural and medically underserved communities, partners, and healthcare providers. Immersions are an opportunity for interprofessional education to address health challenges in rural West Virginia communities. In FY25, WV AHEC hosted five immersions for 39 students: Rural Maternal Health (11), Provider Advocacy in Rural Communities (eight), Food Insecurity and Mental Health (10), Increasing Quality Healthcare in Rural Communities (4), and Food Insecurity and Nutrition in Rural Communities (six).

**The Rural Health Interest Group** is a student-led group of health professions students of different disciplines who learn about rural health issues through guest speakers and activities. In FY25, six meetings were held: five via Zoom and one in-person. Topics covered included rural pediatric dentistry, farm-to-institution workforce and addiction and recovery. Students participated in a service-learning project volunteering at the WVU Rosenbaum Family House.

WVU collaborated with WVAHEC to coordinate 5 interprofessional team activities that included 45 students from physician assistant, behavioral health, medicine, pharmacy, nursing, and medical assistant disciplines. Activities addressed substance use prevention in adolescents, preventative care, responding to patient code in outpatient setting, endocrinology and social determinants of health.

**Health Sciences Technology Academy – (HSTA)** prepares participating high school students to enter and succeed in STEM-based (Science, Technology, Engineering and Mathematics) undergraduate and graduate programs. HSTA students engage in a broad range of health-related presentations, field trips and community-based research projects with HSTA teachers as mentors. In FY25 WVU collaborated with HSTA clubs in all 27 HSTA counties in WV with 731 students participating. Of the HSTA participants, 100 percent attended schools in rural, underserved areas and/or a disadvantaged school.

**Rural Health Day** – An annual event that brings pre-health undergraduate students together to learn about rural health through various speakers and hands-on activities covering a broad range of topics such as the medical school application process and health professions career opportunities in rural areas. RHD was held on April 5, 2025, at the WVU Health Sciences Center. Nearly 60 students participated from colleges and universities in WV, PA, MD, and OH.

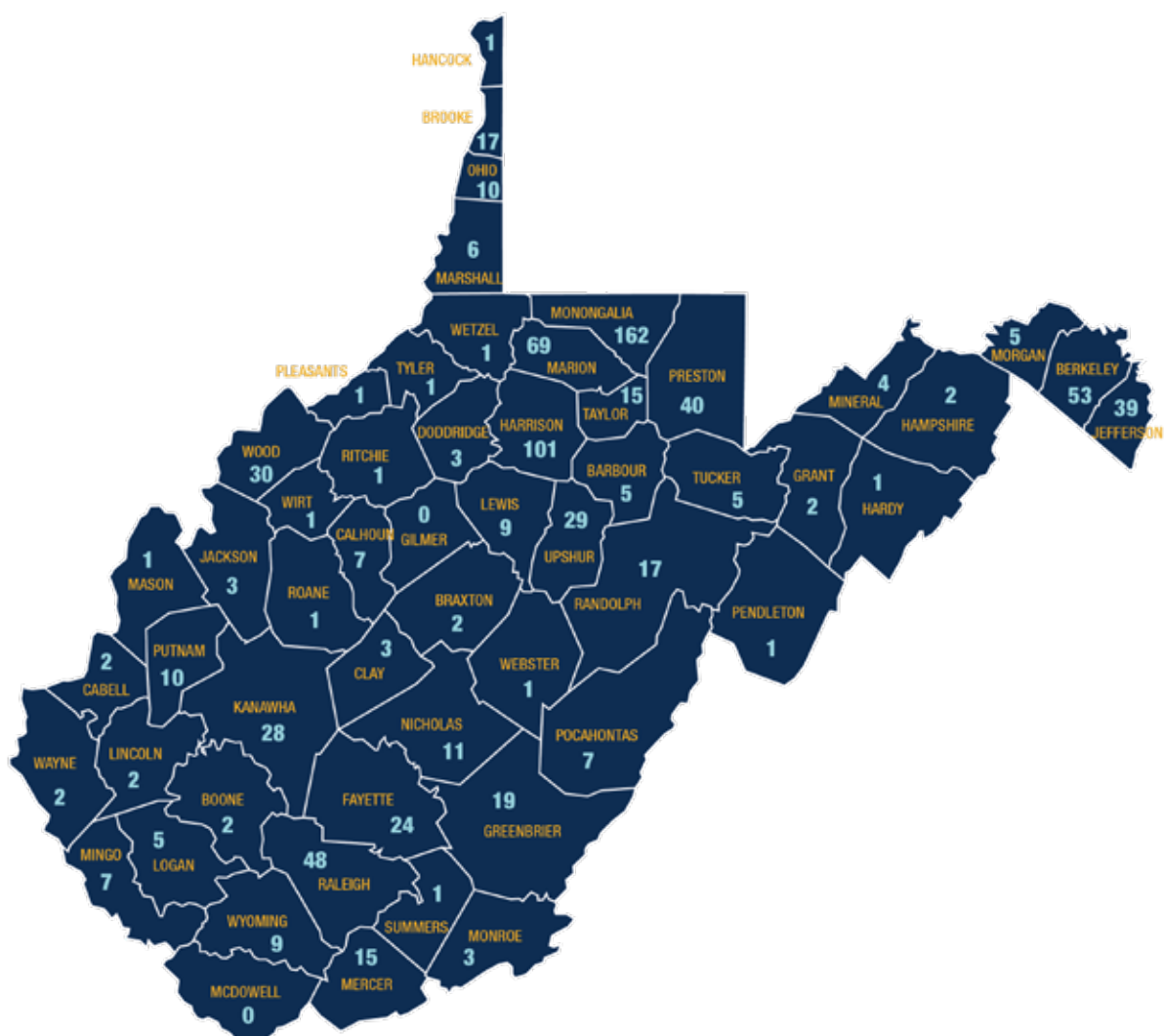
**The Rural Undergraduate Shadowing in Healthcare program** is designed to provide pre-health professions students with a unique experience offering insight into practicing in rural WV. Selected students were placed in Calhoun, Upshur, Jefferson, Pendleton, and Wyoming counties for the 20-hour shadowing program. All seven students reported the experience increased their interest in rural health.

**Pipeline Rural Education Program** introduces WVU rising juniors and seniors to pathways into rural healthcare professions. In FY25, the fourth cohort of 10 students completed the program. Requirements included attending RHIG meetings, a Project REACH event, a Rural Immersion, attending Rural Health Day, and the completion of a rural healthcare topics poster.

**Project Rural Education Alliance for Community Health** is a student-run outreach program that provides education and health information throughout the state. In FY25, students participated in 10 health education events that served 320 people from Hampshire, Preston, and Greenbrier, counties.

**The Community and Rural Rotations Support program** enhances rural rotation experiences of students by engaging them in community projects with community mentors in high risk counties in WV. CARRS is open to WVU students in Medicine, Dentistry, PharmD, Physical Therapy and Physician Assistant programs. Since the beginning of the program in Spring 2018, 54 students have completed the program.

**Newsletter** provides annual updates on WVU health profession students' educational and outreach activities, to nearly 1,000 field faculty across the state.



**\$3.1 MILLION** 2011 - 2025

**100%**

of Dentists have fulfilled their 2-year service program commitment



**48%**

of Physicians have fulfilled their service program commitment



**83%**

of health professionals continue to practice in a rural/underserved area of WV 5 years beyond their commitment

Since 2011, thirty-seven (27 dental and 10 medical) out of forty-one (27 dental and 14 medical) recipients have fulfilled their commitment (90%). Twenty (17 dental and 3 medical) recipients out of a total of 24 (20 dental and 4 medical) continue to practice in rural and/or underserved areas of WV 5 years beyond their service obligation (83%). Twenty-nine awards have been granted to medical students, 11 are still in training and 4 are currently fulfilling their service obligation. Thirty-one awards have been granted to dental students.



## West Virginia Higher Education Policy Commission

2001 Union Carbide Drive, Building 2000  
South Charleston, WV 25303

[www.wvhepc.edu](http://www.wvhepc.edu)





**Report to the Legislative Oversight Commission on Education  
Accountability**

**West Virginia Financial Aid 2025 Comprehensive Report  
(§18C-1-1f)**





WEST VIRGINIA

# FINANCIAL AID

2025 COMPREHENSIVE REPORT






# ABOUT THIS REPORT



*Image courtesy of Pierpont Community and Technical College*

In accordance with West Virginia Code §18C-1-1f, this report represents the seventeenth annual Financial Aid Comprehensive Report. It contains (a) descriptions of and changes to West Virginia aid programs, (b) policy recommendations for West Virginia aid programs, and (c) longitudinal data about recipients of state financial aid. The Financial Aid Comprehensive Report, coupled with data published on the online higher education data portal, provides a comprehensive view of the principal sources of financial aid at West Virginia colleges and universities. It should be noted that the data presented are for the 2024-25 academic year. Additional data are available through the statewide higher education data portal - **Explorer** - at:


<http://www.wvhepc.edu/resources/data-and-publication-center/>



*Front cover image courtesy of  
BridgeValley Community and Technical College*

# TABLE OF CONTENTS

Changes in West Virginia .....	1
Policy Reflections and Recommendations .....	2
West Virginia Promise Scholarship .....	3
West Virginia Invests Grant Program.....	5
Higher Education Grant Program (HEGP) .....	7
Higher Education Adult Part-Time Student (HEAPS) Grant Program .....	9
HEAPS Workforce Component.....	11
Underwood-Smith Teaching Scholars Program .....	13
Engineering, Science and Technology Scholarship.....	15
Medical Student Loan Program .....	17
Choose West Virginia Practice Program.....	19
West Virginia Nursing Scholarship Program .....	21



*Image courtesy of Marshall University*



# CHANGES IN WEST VIRGINIA

The 2024-25 Free Application for Federal Financial Aid (FAFSA) created significant challenges for students and institutions. This report reflects the accommodations that were made to assist students overcome the challenges of the 2024-25 FAFSA by doubling the WV Higher Education Grant from \$3,400 to \$6,800 for 2024-25 and by creating the College Access Grant to assist students, financially.

While the FAFSA for 2025-26 was delayed until December 2024, the 2025-26 FAFSA application process went more smoothly. The 2026-27 FAFSA opened for beta testing in August 2025 and opened for all students prior to October 1, 2025.



The Higher Education Student Financial Aid Advisory Board met three times in 2024-25 and made recommendations to the West Virginia Higher Education Policy Commission regarding the academic criteria necessary to receive the Promise Scholarship, the Promise award amount, and the Higher Education Grant Program (HEGP) award structure and recommendations to help students. They also met to discuss student loan default management as student loan delinquency rates are rising.

HB 4919, which passed during the 2024 legislative session, was implemented in 2024-25. During its first year, the Second Chance Promise Scholarship allowed over 60 students to have their Promise Scholarship reinstated after meeting the requirements for renewal.

HB 5435, which passed during the 2024 legislative session, created the STAND program and was funded in FY2026. The STAND Program was implemented for Fall 2025 when students began receiving awards.



Image courtesy of Bluefield State University

# POLICY REFLECTIONS AND RECOMMENDATIONS

## Promise Scholarship Program

The standardized test score requirement to qualify for Promise for the Class of 2026 was maintained at the same level as the Class of 2025. Students continue to be able to use superscoring to meet the standardized test score requirement. The award amount was maintained at \$5,500 for 2025-26.

At this time, it is recommended that no other changes to the academic criteria to earn the award or the award amount be implemented based upon the current appropriations and lottery funding. If the current funding for Promise were to change, then the Higher Education Student Financial Aid Advisory Board and the Commission would need to consider changes to the Promise Scholarship Program.

## Higher Education Grant Program

The Higher Education Student Financial Aid Advisory Board recommended that the maximum award for 2025-26 be set at \$3,400 for students with a Student Aid Index (SAI) of under 13,000. Through additional funding provided by the Legislature, the award amount was increased to \$6,800 for 2024-25.

## Financial Aid Simplification

The West Virginia Higher Education Policy Commission began working with HCM Strategies in January 2025 to simplify the state's financial aid programs. Throughout the year, feedback was gathered from various stakeholders, including high school counselors, financial aid administrators, institutional leadership, and students on what works and what is complicated with the state financial aid programs. The next steps in the process are to develop proposals to bring back to the various stakeholders and get additional feedback on potential changes.



*Image courtesy of Marshall University*

# WEST VIRGINIA Promise SCHOLARSHIP

The Promise Scholarship is a merit-based financial aid program designed to: 1) improve high school and postsecondary academic achievement through scholarship incentives; 2) promote access to higher education by reducing costs to students; 3) retain the “best and brightest” students in West Virginia colleges and universities; and 4) create a more educated workforce, which, in turn, will lead to greater economic development. Starting with 2025-26, students can receive annual awards up to \$5,500 to cover the cost of tuition and mandatory fees at public or eligible private institutions in West Virginia. Awards may be used in conjunction with other forms of state, federal, and institutional financial aid.

The scholarship is automatically renewed for up to four semesters for an associate degree or eight continuous semesters or until a bachelor's degree is earned for students in a bachelor's degree program. To be considered for scholarship renewal, a student must maintain a minimum overall GPA of 2.75 as well as earn 30 credit hours for a two-semester award or earn 15 credit hours for a one-semester award within an award year. Recipients are also encouraged to engage in community service activities while in college.

## To qualify for a Promise Scholarship, a student must:

- ▶ Complete high school graduation requirements at a West Virginia high school with at least half of the credits required for graduation obtained at a public high school, private high school, or homeschool in the state (unless the student is a West Virginia resident commuting daily to an out-of-state high school or meets the military dependent exemption);
- ▶ Complete the Promise core high school curriculum;
- ▶ Apply for the scholarship within two years of graduation from high school by submitting both the Free Application for Federal Student Aid (FAFSA) and the Promise application form;
- ▶ Have attained a cumulative core and overall high school GPA of 3.0 on a 4.0 scale according to local standardized grading in coursework required for graduation by the West Virginia Board of Education;
- ▶ Have attained a composite ACT score of 21 (or the comparable SAT score) with a minimum score of 19 on all four subject tests;
- ▶ Have resided in West Virginia continuously for 12 months immediately preceding application for the Promise (unless meeting the military dependent exemption); and
- ▶ Be a United States citizen or an eligible non-citizen who meets the residency requirements for Federal Student Aid.



*Image courtesy of New River Community and Technical College*

## Highlights:

- ▶ The number of Promise recipients increased from 8,752 in 2023-24 to 8,858 in 2024-25. The total cost of the scholarship increased from \$43,366,938 in 2023-24 to \$46,611,443 in 2024-25.
- ▶ Approximately 90.3 percent of Promise recipients in 2024-25 attended a four-year public institution. Of these, most attended either West Virginia University (48.7percent) or Marshall University (20.8 percent). Public community and technical colleges accounted for 3.9 percent of Promise scholars in 2024-25.



## Total Promise Recipients, Awards, and Average Award, 2020-21 to 2024-25

	2020-21	2021-22	2022-23	2023-24	2024-25
Recipients	9,935	9,506	8,950	8,752	8,858
Awards	\$45,055,699	\$42,902,775	\$42,458,949	\$43,366,938	\$46,611,443
Average Award	\$4,535	\$4,513	\$4,744	\$4,955	\$5,262

## Promise Scholarship: Total Recipients and Awards by Institution, 2024-25

	Recipients	% of Total Recipients	Awards
<b>Four-Year Public Institutions</b>	<b>8,001</b>	<b>90.3%</b>	<b>\$42,406,368</b>
Bluefield State University	52	0.6%	\$274,616
Concord University	257	2.9%	\$1,367,623
Fairmont State University	595	6.7%	\$3,119,090
Glenville State University	140	1.6%	\$718,350
Marshall University	1,842	20.8%	\$9,758,227
Shepherd University	394	4.4%	\$2,062,632
West Liberty University	271	3.1%	\$1,433,679
West Virginia State University	138	1.6%	\$ 723,250
West Virginia University*	4,312	48.7%	\$ 22,948,901
<b>Two-Year Public Institutions</b>	<b>343</b>	<b>3.9%</b>	<b>\$1,475,890</b>
Blue Ridge Community and Technical College	32	0.4%	\$122,815
BridgeValley Community and Technical College	46	0.5%	\$210,150
Eastern WV Community and Technical College	7	0.1%	\$ 28,952
Mountwest Community and Technical College	27	0.3%	\$98,142
New River Community and Technical College	13	0.1%	\$54,138
Pierpont Community and Technical College	44	0.5%	\$222,099
Southern WV Community and Technical College	25	0.3%	\$94,576
WV Northern Community College	17	0.2%	\$65,748
WVU at Parkersburg	132	1.5%	\$579,270
<b>Four-Year Private, Non-Profit Institutions</b>	<b>494</b>	<b>5.6%</b>	<b>\$2,620,120</b>
Appalachian Bible College	8	0.1%	\$41,250
Bethany College	40	0.5%	\$217,250
Davis & Elkins College	69	0.8%	\$365,750
University of Charleston	126	1.4%	\$654,890
West Virginia Wesleyan College	231	2.6%	\$1,240,890
Wheeling University	20	0.2%	\$100,898
<b>WV For-Profit Institutions</b>	<b>20</b>	<b>0.2%</b>	<b>\$109,065</b>
Salem University	12	0.1%	\$71,500
WV Junior College - Multiple Campuses	8	0.1%	\$37,565
<b>Total</b>	<b>8,858</b>	<b>100.0%</b>	<b>\$46,611,443</b>

\* Includes Potomac State College of WVU and WVU Institute of Technology.



# WEST VIRGINIA Invests

The West Virginia Invests Grant is a “last-dollar-in” financial aid program designed to cover the cost of basic tuition and mandatory fees for certificate or associate degree programs in specific high-demand fields, as determined by the West Virginia Department of Commerce, at a participating West Virginia public two- or four-year institution. “Last dollar” means federal and state scholarships and grants and institutional tuition waivers are applied to tuition and mandatory fees first. West Virginia Invests will cover any remaining tuition and mandatory fees not being covered by other scholarships and grants.

The West Virginia Invests Grant is available to students attending participating West Virginia public two-year or four-year institutions. In order to be eligible for an Invests award, a potential recipient must:

- ▶ Be a West Virginia resident 12 months prior to applying;
- ▶ Be a U.S. citizen or eligible non-citizen for federal financial aid purposes;
- ▶ Have a high school degree or equivalent;
- ▶ Have not already earned a college degree or attempted 90 or more college credit hours;
- ▶ Not be in default on a federal student loan;
- ▶ Meet college’s Satisfactory Academic Progress policy;
- ▶ Complete the Free Application for Federal Student Aid;
- ▶ Pay for and pass a drug screening once per academic year;
- ▶ Complete two hours of unpaid community service each term; and
- ▶ Reside in West Virginia for two years once the student is no longer enrolled at least half-time or else repay the grant.

## Highlights:

- ▶ The number of West Virginia Invests Grant recipients decreased from 1,446 in 2023-24 to 1,190 in 2024-25. The total funding awarded decreased from \$5,580,259 to \$5,109,844 in that same period. One reason for this change is the one-year increase in West Virginia Higher Education Grant award from \$3,400 to \$6,800 and fewer students having outstanding financial need after receiving the West Virginia Higher Education Grant.
- ▶ The institutions with the largest share of recipients include Pierpont Community and Technical College, BridgeValley Community and Technical College, and Blue Ridge Community and Technical College.



*From left to right, images courtesy of Blue Ridge Community and Technical College, Eastern West Virginia Community & Technical College and Southern West Virginia Community and Technical College*

## Total WV Invests Grant Recipients, Awards, and Average Award, 2020-21 to 2024-25

	2020-21	2021-22	2022-23	2023-24	2024-25
Recipients	1,431	1,334	1,396	1,446	1,190
Awards	\$4,139,423	\$4,588,892	\$5,159,291	\$5,580,259	\$5,109,844
Average Award	\$2,893	\$3,440	\$3,696	\$3,859	\$4,294

## WV Invests Grant: Total Recipients and Awards by Institution, 2024-25

	Recipients	% of Total Recipients	Awards
<b>Four-Year Public Institutions</b>	<b>29</b>	<b>2.4%</b>	<b>\$105,777</b>
Potomac State College of WVU	29	2.4%	\$105,777
<b>Two-Year Public Institutions</b>	<b>1,161</b>	<b>97.6%</b>	<b>\$5,004,067</b>
Blue Ridge Community and Technical College	160	13.4%	\$616,260
BridgeValley Community and Technical College	249	20.9%	\$1,011,012
Eastern WV Community and Technical College	23	1.9%	\$82,147
Mountwest Community and Technical College	105	8.8%	\$481,404
New River Community and Technical College	106	8.9%	\$553,491
Pierpont Community and Technical College	294	24.7%	\$1,339,532
Southern WV Community and Technical College	52	4.4%	\$219,363
WV Northern Community College	57	4.8%	\$230,931
WVU at Parkersburg	115	9.7%	\$469,927
<b>Total</b>	<b>1,190</b>	<b>100.0%</b>	<b>\$5,109,844</b>




Image courtesy of West Virginia Northern Community College



SCAN ME

LEARN MORE AT [WWW.CFWV.COM/PROGRAMS/INVEST-GRANT](http://WWW.CFWV.COM/PROGRAMS/INVEST-GRANT)

# Higher Education GRANT PROGRAM

The West Virginia Higher Education Grant Program (HEGP) is a need-based financial aid program designed to ensure that West Virginia students with financial need are given an opportunity to pursue postsecondary education. The grant may be renewed until the student's course of study is completed but may not exceed an additional three academic years beyond the initial award. Students must file a FAFSA each year to be eligible for renewal. Awards are based on demonstrated financial need and, generally, may be used in conjunction with other forms of state, federal, and institutional financial aid.

The West Virginia Higher Education Grant may be used at approved public and private postsecondary institutions in West Virginia or Pennsylvania. The grant may be transferred from one eligible institution to another. Renewal is not automatic; students must reapply each year.

**The West Virginia Higher Education Grant is available to degree-seeking residents of West Virginia. In order to be eligible for an HEGP award, a potential recipient must:**

- ▶ Be a citizen of the United States;
- ▶ Have maintained West Virginia residency for at least 12 months prior to the date of application;
- ▶ Be a high school graduate or the equivalent thereof;
- ▶ Demonstrate an established level of financial need through submission of the FAFSA;
- ▶ Demonstrate academic promise defined as a 2.0 cumulative high school GPA or a score of 2250 on the GED or a 500 on the TASC (this requirement does not apply to those more than five years out of high school) and meet institutional admission requirements;
- ▶ Enroll at a participating institution in West Virginia or Pennsylvania as a full-time undergraduate student; and
- ▶ Have not previously earned a bachelor's degree.

## Highlights:

- ▶ The number of HEGP recipients increased from 15,360 in 2023-24 to 16,704 in 2024-25, with total awards increasing from \$42,822,203 to \$95,178,528. The average award amount increased from \$2,789 to \$5,698 during the same period.
- ▶ The increase was primarily a result of additional funding provided by the West Virginia Legislature to offset some of the uncertainties related to the rollout of the new 2024 FAFSA. The maximum award was increased from \$3,400 to \$6,800.
- ▶ In the 2024-25 academic year, 64.1 percent of HEGP recipients attended public four-year institutions. Of these, most students attended either West Virginia University (23.3 percent) or Marshall University (16.5 percent).



*From left to right, images courtesy of Mountwest Community and Technical College, Concord University and West Virginia University*

## Total HEGP Recipients, Awards, and Average Award, 2020-21 to 2024-25

	2020-21	2021-22	2022-23	2023-24	2024-25
Recipients	14,376	15,129	14,259	15,355	16,704
Awards	\$35,334,682	\$37,968,843	\$38,041,354	\$42,822,203	\$95,178,528
Average Award	\$2,458	\$2,510	\$2,668	\$2,789	\$5,698

## HEGP: Total Recipients and Awards by Institution, 2024-25

	Recipients	% of Total Recipients	Awards
<b>Four-Year Public Institutions</b>	<b>10,709</b>	<b>64.1%</b>	<b>\$64,404,185</b>
Bluefield State University	336	2.0%	\$2,063,725
Concord University	692	4.1%	\$3,995,007
Fairmont State University	1,029	6.2%	\$5,851,304
Glenville State University	395	2.4%	\$2,340,043
Marshall University	2,763	16.5%	\$16,351,983
Shepherd University	667	4.0%	\$3,753,634
West Liberty University	455	2.7%	\$2,734,781
West Virginia State University	488	2.9%	\$2,952,793
West Virginia University*	3,884	23.3%	\$24,360,915
<b>Two-Year Public Institutions</b>	<b>3,677</b>	<b>22.0%</b>	<b>\$19,111,833</b>
Blue Ridge Community and Technical College	336	2.0%	\$1,554,983
BridgeValley Community and Technical College	691	4.1%	\$3,460,249
Eastern WV Community and Technical College	88	0.5%	\$471,217
Mountwest Community and Technical College	393	2.4%	\$2,050,455
New River Community and Technical College	310	1.9%	\$1,543,100
Pierpont Community and Technical College	372	2.2%	\$1,983,578
Southern WV Community and Technical College	417	2.5%	\$2,218,564
WV Northern Community College	282	1.7%	\$1,318,866
WVU at Parkersburg	788	4.7%	\$4,510,821
<b>Four-Year Private, Non-Profit Institutions</b>	<b>1,055</b>	<b>6.3%</b>	<b>\$6,173,893</b>
Appalachian Bible College	31	0.2%	\$197,200
Bethany College	81	0.5%	\$527,400
Davis & Elkins College	184	1.1%	\$1,082,134
University of Charleston	417	2.5%	\$2,220,831
West Virginia Wesleyan College	311	1.9%	\$1,957,113
Wheeling University	31	0.2%	\$189,215
<b>WV For-Profit Institutions</b>	<b>1,055</b>	<b>6.3%</b>	<b>\$5,372,517</b>
American Public University System	74	0.4%	\$330,224
Huntington Junior College	62	0.4%	\$318,507
Salem University	230	1.4%	\$1,287,680
Valley College of Technology - Multiple Campuses	150	0.9%	\$700,884
WV Junior College - Multiple Campuses	539	3.2%	\$2,735,222
<b>Pennsylvania Institutions</b>	<b>208</b>	<b>1.2%</b>	<b>\$116,100</b>
<b>Total</b>	<b>16,704</b>	<b>100.0%</b>	<b>\$95,178,528</b>

\* Includes Potomac State College of WVU and WVU Institute of Technology.





The goal of the HEAPS Part-Time Component is to encourage and enable West Virginia students who demonstrate financial need to continue their education on a part-time basis at the postsecondary level. For students enrolled at a public college or university, the maximum grant is based on the actual per credit hour tuition and required fees charged. For students enrolled at other eligible institutions, the award is based upon the average per credit hour tuition and required fees charged by public undergraduate institutions of higher education. Total aid, including a HEAPS award, may not exceed the recipient's demonstrated financial need. Aid may be used at a community college, a state college or university, a private college or university in West Virginia, or a career and technical school. Recipients are selected each year by institutions based on the student's eligibility and the availability of funds.

#### Students eligible for a HEAPS award must:

- ▶ Maintain West Virginia residency for at least 12 months prior to date of application;
- ▶ Be a citizen or a permanent resident of the United States;
- ▶ Submit the FAFSA;
- ▶ Demonstrate financial need;
- ▶ Not be in default on a higher education loan; and
- ▶ Not be incarcerated in a correctional facility.

HEAPS grants can be renewed until the program of study is completed but cannot exceed an additional nine years beyond the first year of the award. Renewal consideration will be based on meeting satisfactory academic progress, filing the FAFSA, demonstrating financial need, and following the institution's awarding procedures.

#### Highlights:

- ▶ The number of students receiving a HEAPS Part-Time Component award decreased from 2,450 in 2023-24 to 2,272 in 2024-25. The total dollars awarded decreased from \$2,957,232 to \$2,832,464 in the same period.
- ▶ The average award increased slightly from \$1,207 to \$1,247 in 2024-25.
- ▶ About 36.7 percent of HEAPS Part-Time Component recipients were enrolled at public four-year institutions, while 57 percent were enrolled at public two-year institutions in 2024-25. Public vocational/technical centers accounted for 1.6 percent of recipients.
- ▶ West Virginia for-profit institutions started participating in the HEAPS Part-Time Component in 2024-25 for the first time.



*Image courtesy of West Virginia State University*


## Total HEAPS Recipients, Awards, and Average Award, 2020-21 to 2024-25

	2020-21	2021-22	2022-23	2023-24	2024-25
Recipients	2,739	3,060	3,101	2,450	2,272
Awards	\$3,084,059	\$3,609,009	\$3,770,933	\$2,957,232	\$2,832,464
Average Award	\$1,126	\$1,179	\$1,216	\$1,207	\$1,247

## HEAPS: Total Recipients and Awards by Institution, 2024-25

	Recipients	% of Total Recipients	Awards
<b>Four-Year Public Institutions</b>	<b>833</b>	<b>36.7%</b>	<b>\$1,008,197</b>
Bluefield State University	46	2.0%	\$77,262
Concord University	6	0.3%	\$29,289
Fairmont State University	150	6.6%	\$163,614
Glenville State University	81	3.6%	\$98,471
Marshall University	270	11.9%	\$240,876
Shepherd University	68	3.0%	\$83,577
West Liberty University	40	1.8%	\$25,754
West Virginia State University	38	1.7%	\$54,033
West Virginia University*	134	5.9%	\$235,321
<b>Two-Year Public Institutions</b>	<b>1,294</b>	<b>57.0%</b>	<b>\$1,646,329</b>
Blue Ridge Community and Technical College	399	17.6%	\$350,463
BridgeValley Community and Technical College	0	0.0%	\$324,818
Eastern WV Community and Technical College	45	2.0%	\$43,428
Mountwest Community and Technical College	292	12.9%	\$174,452
New River Community and Technical College	77	3.4%	\$110,591
Pierpont Community and Technical College	171	7.5%	\$98,352
Southern WV Community and Technical College	134	5.9%	\$195,283
WV Northern Community College	82	3.6%	\$126,750
WVU at Parkersburg	94	4.1%	\$222,192
<b>Four-Year Private, Non-Profit Institutions</b>	<b>15</b>	<b>0.7%</b>	<b>\$25,521</b>
Appalachian Bible College	3	0.1%	\$3,036
Davis & Elkins College	3	0.1%	\$4,040
University of Charleston	8	0.4%	\$17,940
West Virginia Wesleyan College	1	0.1%	\$505
<b>Public Vocational/Technical Colleges</b>	<b>37</b>	<b>1.6%</b>	<b>\$55,460</b>
Academy of Careers and Technology	21	0.9%	\$29,289
James Rumsey Technical Institute	13	0.6%	\$24,071
Monongalia County School MTEC	3	0.1%	\$2,100
<b>WV For-Profit Institutions</b>	<b>93</b>	<b>4.1%</b>	<b>\$96,957</b>
American Public University System	28	1.2%	\$33,834
Huntington Junior College	16	0.7%	\$5,050
WV Junior College - Multiple Campuses	49	2.2%	\$58,073
<b>Total</b>	<b>2,272</b>	<b>100.0%</b>	<b>\$2,832,464</b>

\* Includes Potomac State College of WVU and WVU Institute of Technology.



The HEAPS Workforce Development Component is awarded to students who demonstrate financial need and enroll in a postsecondary certificate, industry-recognized credential, or other skill development program in a high-demand occupation in West Virginia. Students demonstrating financial need who are enrolled in an approved program may receive the cost of the program up to \$2,000. Students enrolled in multiple approved programs for a single academic year can receive a cumulative maximum of \$2,000 for all programs. Eligible programs for funding reimbursement are non-credit skill upgrade programs that complement West Virginia Development Office initiatives for targeted industries or employers, promote job creation or retention, or assist in developing skills for new economy jobs or high-performance workplaces. The West Virginia Council for Community and Technical College Education, with input from the West Virginia Development Office, annually sets programmatic funding priorities.

**Students eligible for a HEAPS Workforce award must:**

- ▶ Maintain West Virginia residency for at least 12 months prior to date of application;
- ▶ Be a citizen or a permanent resident of the United States;
- ▶ Submit the HEAPS Workforce Development application;
- ▶ Have earned a high school diploma or high school equivalent;
- ▶ Not be in default on a federal student loan;
- ▶ Not be incarcerated in a correctional facility;
- ▶ Be enrolled or accepted for enrollment in postsecondary certificate, industry-recognized credential, or other skill development programs of study; and
- ▶ Demonstrate financial need.

**Highlights:**

- ▶ The number of students receiving HEAPS Workforce Development Component funds increased from 934 in 2023-24 to 1,134 in 2024-25 and the actual dollars awarded increased from \$1,408,880 to \$1,639,660 during the same period.
- ▶ The average award decreased from \$1,508 in 2023-24 to \$1,446 in 2024-25.
- ▶ About 75.4 percent of HEAPS Workforce recipients were enrolled at public two-year institutions in 2024-25. Public vocational/technical centers accounted for 22 percent of recipients while 2.6 percent attended a private for-profit institution in 2024-25.



*Image courtesy of Pierpont Community and Technical College*

## Total HEAPS Workforce Recipients, Awards, and Average Award, 2020-21 to 2024-25

	2020-21	2021-22	2022-23	2023-24	2024-25
Recipients	761	910	828	934	1,134
Awards	\$1,019,818	\$1,217,98	\$1,219,173	\$1,408,880	\$1,639,660
Average Award	\$1,340	\$1,338	\$1,472	\$1,508	\$1,446

## HEAPS Workforce: Total Recipients and Awards by Institution, 2024-25

	Recipients	% of Total Recipients	Awards
<b>Two-Year Public Institutions</b>	<b>855</b>	<b>75.4%</b>	<b>\$1,136,654</b>
Blue Ridge Community and Technical College	254	22.4%	\$249,228
BridgeValley Community and Technical College	88	7.8%	\$142,835
Eastern WV Community and Technical College	133	11.7%	\$199,469
Mountwest Community and Technical College	115	10.1%	\$136,192
New River Community and Technical College	28	2.5%	\$35,738
Pierpont Community and Technical College	20	1.8%	\$27,400
Southern WV Community and Technical College	23	2.0%	\$46,000
WV Northern Community College	86	7.6%	\$92,466
WVU at Parkersburg	108	9.5%	\$207,326
<b>Public Vocational/Technical Colleges</b>	<b>250</b>	<b>22.0%</b>	<b>\$445,006</b>
Academy of Careers and Technology	98	8.6%	\$182,159
Benjamin Franklin Career and Technical Center	43	3.8%	\$71,664
Boone Career and Technical Center	1	0.1%	\$2,000
Cabell County Career Technology Center	8	0.7%	\$12,106
Carver Career and Technical Center	42	3.7%	\$69,355
Fred W. Eberle Technical Center	19	1.7%	\$36,234
Mercer County Technical Educational Center	33	2.9%	\$60,535
United Technical Center	4	0.4%	\$6,953
Wood County School of Practical Nursing	2	0.2%	\$4,000
<b>WV For-Profit Institutions</b>	<b>29</b>	<b>2.6%</b>	<b>\$58,000</b>
Valley College of Technology - Multiple Campuses	29	2.6%	\$58,000
<b>Total</b>	<b>1,134</b>	<b>100.0%</b>	<b>\$1,639,660</b>



From left to right, images courtesy of Blue Ridge Community and Technical College, West Virginia University at Parkersburg and Mountwest Community and Technical College





The Underwood-Smith Teaching Scholars Program is West Virginia's most prestigious state-funded financial aid program – offering up to \$10,000 per year (\$40K total) to cover the cost of tuition and fees, room and board, and other eligible expenses toward earning a bachelor's degree in an approved teacher education program.

The program is designed to address ongoing teacher shortages in the fields of math, science, special education and elementary education. Recipients must commit to teaching in a high-demand field in West Virginia for five years after graduation. The scholarship becomes a student loan if they do not fulfill the service commitment at a prorated amount based on the number of years they teach (i.e., if they teach for four years, 80 percent of the loan is forgiven). To give scholars the greatest chance at success, each recipient will be paired with a practicing classroom teacher mentor. Mentors will check in on scholars periodically throughout the year and will be on-call to provide guidance and assistance as needed.

The award is stackable with other forms of financial aid. West Virginia residents who receive the Promise Scholarship (\$5,500 per year in 2024-25) will receive \$15,500 per year to help pay for college.

**Eligibility for the Underwood-Smith Teaching Scholars Program is limited to applicants who:**

- ▶ Are high school seniors or recent high school graduates with plans to pursue a bachelor's degree in an approved teacher preparation program in math, science, elementary education, or special education at an eligible West Virginia institution;
- ▶ Have never been enrolled as a degree-seeking student in a college or university;
- ▶ Achieved a cumulative high school GPA of at least 3.25 on 4.0 scale, or an equivalent GPA based on an individual school district's grading policy;
- ▶ Meet the college readiness test scores;
- ▶ Are United States citizens or hold valid Employment Authorization Documents (EAD), or work permits, issued by the United States Citizenship and Immigration Services (USCIS) office; and
- ▶ Agree to teach in a West Virginia public school for five years after college graduation in the fields of math, science, elementary education, or special education.
- ▶ Applicants are not required to be residents of the state of West Virginia.

**Highlights:**

- ▶ The 2024-25 academic year is the fifth year of implementation of the scholarship program. Currently, there are a total of 90 recipients who received \$808,921 of funding. The average award in 2024-25 was \$8,988.

**Total Underwood-Smith Teaching Scholars Program Recipients, Awards, and Average Award, 2020-21 to 2024-25**

	2020-21	2021-22	2022-23	2023-24	2024-25
Recipients	25	43	70	95	90
Awards	\$243,044	\$423,044	\$662,603	\$859,831	\$808,921
Average Award	\$9,722	\$9,838	\$9,466	\$9,051	\$8,988

## Underwood-Smith Teaching Scholars Program: Total Recipients and Awards by Institution, 2024-25

	Recipients	% of Total Recipients	Awards
<b>Four-Year Public Institutions</b>	<b>83</b>	<b>92.2%</b>	<b>\$752,921</b>
Bluefield State University	2	2.2%	\$20,000
Concord University	4	4.4%	\$34,803
Fairmont State University	15	16.7%	\$136,384
Glenville State University	3	3.3%	\$23,750
Marshall University	23	25.6%	\$225,000
Shepherd University	3	3.3%	\$17,449
West Liberty University	6	6.7%	\$50,000
West Virginia State University	5	5.6%	\$45,000
West Virginia University*	22	24.4%	\$200,535
<b>Four-Year Private, Non-Profit Institutions</b>	<b>6</b>	<b>6.7%</b>	<b>\$46,000</b>
Davis & Elkins College	3	3.3%	\$21,000
University of Charleston	1	1.1%	\$10,000
West Virginia Wesleyan College	2	2.2%	\$15,000
<b>Two-Year Public Institutions</b>	<b>1</b>	<b>1.1%</b>	<b>\$10,000</b>
WVU at Parkersburg	1	1.1%	\$10,000
<b>Total</b>	<b>90</b>	<b>100.0%</b>	<b>\$808,921</b>

\* Includes Potomac State College of WVU and WVU Institute of Technology.



Underwood-Smith Teaching Scholars for the 2024-2025 academic year, which is the fourth year of implementation of the scholarship program.



The West Virginia Engineering, Science and Technology (WV STEM) Scholarship Program is a student financial aid program designed to enable and encourage academically-talented individuals to pursue careers in the fields of engineering, science, math and technology. Scholarships are awarded to degree- or certificate-seeking students on the basis of academic qualifications and are not to exceed \$3,000 per academic year. Recipients of the WV STEM Scholarship agree to work full-time in an engineering, science, math or technology field in West Virginia for one year for each year the scholarship was received. Students who do not meet the employment requirement must repay the scholarship received plus interest and any required collection fees.

**To qualify for the WV STEM Scholarship, a student must:**

- ▶ Be a United States citizen or resident alien who is an eligible non-citizen;
- ▶ Have a cumulative GPA of 3.0 on a 4.0 scale upon graduation from high school or have a cumulative GPA of at least 3.0 on a 4.0 scale after completing one semester of coursework at an eligible institution of higher education; and
- ▶ Be enrolled or accepted for enrollment in an engineering, science, math or technology program leading to a certificate, associate, or bachelor's degree at an eligible institution of higher education.

Scholarship renewal is not automatic. The scholarship may be renewed as long as the recipient is enrolled as a full-time student in an eligible institution of higher education; is pursuing a certificate, associate, or bachelor's degree in engineering, science, or technology; maintains satisfactory progress according to that institution; and submits an application by the deadline.

**Highlights:**

- ▶ The number of Engineering, Science, and Technology (WV STEM) Scholarship recipients increased from 251 in 2023-24 to 267 in 2024-25. The total amount awarded also increased during this period, from \$720,681 in 2023-24 to \$766,433 in 2024-25.
- ▶ Recipients received an average award of \$2,871 in 2024-25.
- ▶ Most recipients, 94 percent, attended a public four-year institution, with West Virginia University enrolling 63.7 percent of the total recipients and Marshall University enrolling 16.9 percent.

**Total Engineering, Science and Technology Scholarship Recipients, Awards, and Average Award, 2020-21 to 2024-25**

	2020-21	2021-22	2022-23	2023-24	2024-25
Recipients	233	253	264	251	267
Awards	\$662,027	\$705,344	\$749,215	\$720,681	\$766,433
Average Award	\$2,841	\$2,788	\$2,838	\$2,871	\$2,871



## Engineering, Science and Technology Scholarship: Total Recipients and Awards by Institution, 2024-25

	Recipients	% of Total Recipients	Awards
<b>Four-Year Public Institutions</b>	<b>251</b>	<b>94.0%</b>	<b>\$721,808</b>
Bluefield State University	1	0.4%	\$3,000
Concord University	4	1.5%	\$10,875
Fairmont State University	25	9.4%	\$70,770
Marshall University	45	16.9%	\$129,375
Shepherd University	3	1.1%	\$9,000
West Liberty University	1	0.4%	\$3,000
West Virginia State University	2	0.7%	\$6,000
West Virginia University	170	63.7%	\$489,788
<b>Two-Year Public Institutions</b>	<b>5</b>	<b>1.9%</b>	<b>\$13,125</b>
WV Northern Community College	1	0.4%	\$3,000
WVU at Parkersburg	4	1.5%	\$10,125
<b>Four-Year Private, Non-Profit Institutions</b>	<b>11</b>	<b>4.1%</b>	<b>\$31,500</b>
Davis & Elkins College	1	0.4%	\$1,500
West Virginia Wesleyan College	9	3.4%	\$27,000
Wheeling University	1	0.4%	\$3,000
<b>Total</b>	<b>267</b>	<b>100.0%</b>	<b>\$766,433</b>




Image courtesy of Glenville State University

# **Medical Student Loan PROGRAM**

The purpose of this program is to enable needy medical students to obtain loan funds to pursue a degree at Marshall University School of Medicine, West Virginia School of Osteopathic Medicine, or West Virginia University School of Medicine.

## **To be eligible for loan consideration, an applicant must:**

- ▶ Be a United States citizen or legal immigrant pursuing United States citizenship;
- ▶ Be accepted for enrollment or be enrolled full-time at an approved West Virginia medical school with priority consideration given to residents of the state;
- ▶ Meet designated academic standards;
- ▶ Demonstrate financial need as determined by each medical school; and
- ▶ Not be in default on any previous student loan(s).

The program is funded by fees paid by medical students. The financial aid office at the medical school determines eligibility and makes the awards. The maximum annual loan amount cannot exceed \$10,000. Funding availability at each medical school may limit the number of awards or the value of individual awards. Students may apply for loan assistance for each year of medical school.

The first payment will be due nine months following the date that the borrower ceases to be a full-time medical student at a West Virginia medical school. The borrower has twelve months to repay the loan (principal and interest). Borrowers will not be required to make payments during periods of authorized deferments, including approved medical residencies and fellowships (not to exceed five years).

Instead of repaying the loan, the borrower may elect to have the loan forgiven at a rate of up to \$10,000 for each period of twelve consecutive calendar months of full-time practice in West Virginia in a qualifying medically-underserved area and in a qualified medical specialty in which there is a shortage of physicians. The medical specialties that qualify for loan forgiveness are family medicine/family practice; internal medicine; obstetrics/gynecology; pediatrics; and psychiatry. In 2024-2025, addiction medicine, neurology, neurosurgery, general surgery, and cardiac and thoracic surgery were added to the program's existing list of covered primary care specialties.

## **Highlights:**

- ▶ Due to legislative changes in 2023-24, no funding was disbursed through the Medical Student Loan Program during 2023-24 or during 2024-25.
- ▶ Approximately 13.2 percent of previous award recipients were in default status during the 2024-25 academic year.



*From left to right, images courtesy of Potomac State College of WVU, Marshall University and West Virginia School of Osteopathic Medicine*



# Medical Student Loan Program: Awards, Total Funds Disbursed, Cancellation and Default Rate, 2020-21 to 2024-25

	2020-21	2021-22	2022-23	2023-24	2024-25
Recipients	352	229	154	0*	0*
Funds Disbursed	\$1,712,559	\$1,639,500	\$1,264,257	\$0*	\$0*
Loan Deferment	315	322	334	339	360
Loan Forgiveness	10	11	9	5	18
Default Rate on Previous Awards	10.6%	9.8%	9.9%	11.3%	13.2%

\*Due to legislative changes, no funding was disbursed in 2023-24 or in 2024-25.



Image courtesy of West Virginia University

# Choose West Virginia PRACTICE PROGRAM

The Choose West Virginia Practice Program is a state-funded incentive program and is administered by the Commission. The program provides a tuition waiver to nonresident West Virginia medical students who agree to remain in West Virginia to practice in underserved areas of the state upon completion of their education and training. Two medical students from each West Virginia medical school are eligible to be awarded each academic year and will receive a tuition wavier for the difference between in-state and out-of-state tuition (approximately \$30,000).

## To be eligible for the award, students must:

- ▶ Be accepted or enrolled at Marshall University, West Virginia School of Osteopathic Medicine, or West Virginia University in a program leading to a degree of Doctor of Medicine or Doctor of Osteopathy;
- ▶ Meet institutional requirements for being classified as an out-of-state student;
- ▶ Not be in default of any previous student loan; and
- ▶ Be employed full-time or part-time at an eligible practice site.

Although students from any current medical school class year are eligible to apply, medical students who meet the eligibility criteria listed above and who are in their first year of medical school will receive preference.

Subject to continued state funding, students who receive an award will be eligible to receive an award in each of their remaining years of medical school as long as they:

- ▶ Progress to the next academic year of their program;
- ▶ Maintain good academic standing; and
- ▶ Maintain good professional standing.

## Highlights:

- ▶ The total amount awarded decreased from \$679,108 in 2023-24 to \$571,032 in 2024-25.
- ▶ Recipients received an average award of \$33,590 in 2024-25, a decrease from \$33,955 in 2023-24.



*From left to right, images courtesy of West Virginia School of Osteopathic Medicine, West Virginia University, and Marshall University*



### Choose West Virginia Practice Program: Total Recipients, Total Funds Disbursed, Average Award, 2020-21 to 2024-25

	2020-21	2021-22	2022-23	2023-24	2024-25
Recipients	9	14	16	20	17
Funds Disbursed	\$285,318	\$444,871	\$514,084	\$679,108	\$571,032
Average Award	\$31,702	\$31,777	\$32,130	\$33,955	\$33,590

### Choose West Virginia Practice Program: Total Recipients and Awards by Institution, 2024-25

	Recipients	% of Total Recipients	Awards
<b>Four-Year Public Institutions</b>	<b>17</b>	<b>100.0%</b>	<b>\$571,032</b>
Marshall University	3	17.6%	\$100,737
West Virginia Osteopathic School of Medicine	9	52.9%	\$295,200
West Virginia University	5	29.4%	\$175,095
<b>Total</b>	<b>17</b>	<b>100.0%</b>	<b>\$571,032</b>



Image courtesy of West Virginia School of Osteopathic Medicine



# WEST VIRGINIA Nursing Scholarship PROGRAM

The West Virginia Higher Education Policy Commission offers a loan forgiveness program to assist current and future West Virginia nursing professionals with their education. Nurses benefit from financial assistance, and in return, agree to work or teach in West Virginia to fulfill the service obligation specific to their degree.

Students must be enrolled in an accredited West Virginia nursing program at least half-time. Students may be awarded for fall, spring, and/or summer. Recipients must begin employment at an eligible work site in West Virginia within six months of graduation to avoid repayment. A recipient who fails to provide verification that he or she is meeting the service obligation is required to repay the principal and any interest that accrues on the award amount. Repayment of the award must begin within six months of graduation and be completed within ten years.

The West Virginia Nursing Scholarship Program was the recipient of CARES Act funding as a part of Governor Jim Justice's Nursing Expansion Program in 2022-23. This permitted the program to provide the statutory maximum value of awards allowed for in West Virginia state code.

## The following awards are offered through the Nursing Scholarship Program:

- ▶ **Licensed Practical Nurse (LPN):** An award of up to \$3,000 per year is available for a student in an LPN education program who has completed at least one-half of the program. A recipient is required to practice nursing as an LPN in West Virginia for one year for each year in which the recipient received an award.
- ▶ **Registered Nurse (RN):** An award of up to \$7,500 per year is available for a student who has completed at least one-half of an RN education program. A recipient is required to teach in an accredited West Virginia nursing program or practice nursing as an RN in West Virginia for two years for each year in which the recipient received an award.
- ▶ **Nursing Master's Degree or Doctoral Nursing or Education Program:** An award of up to \$15,000 per year is available to a student in a nursing master's degree program or a doctoral nursing or education program. A recipient is required to teach in an accredited West Virginia nursing program for two years for each year in which the recipient received an award.
- ▶ **Licensed Practical Nurse Teaching Certificate:** An award of up to \$1,000 per year is available for a student obtaining a licensed practical nurse teaching certificate. A recipient is required to teach in a West Virginia LPN program for one year for each year in which the recipient received an award.



Image courtesy of West Virginia University

## Highlights:

- ▶ A total of 357 scholarships to nursing students at all levels were awarded during the 2024-25 academic year, totaling \$1,505,807 in scholarship aid.

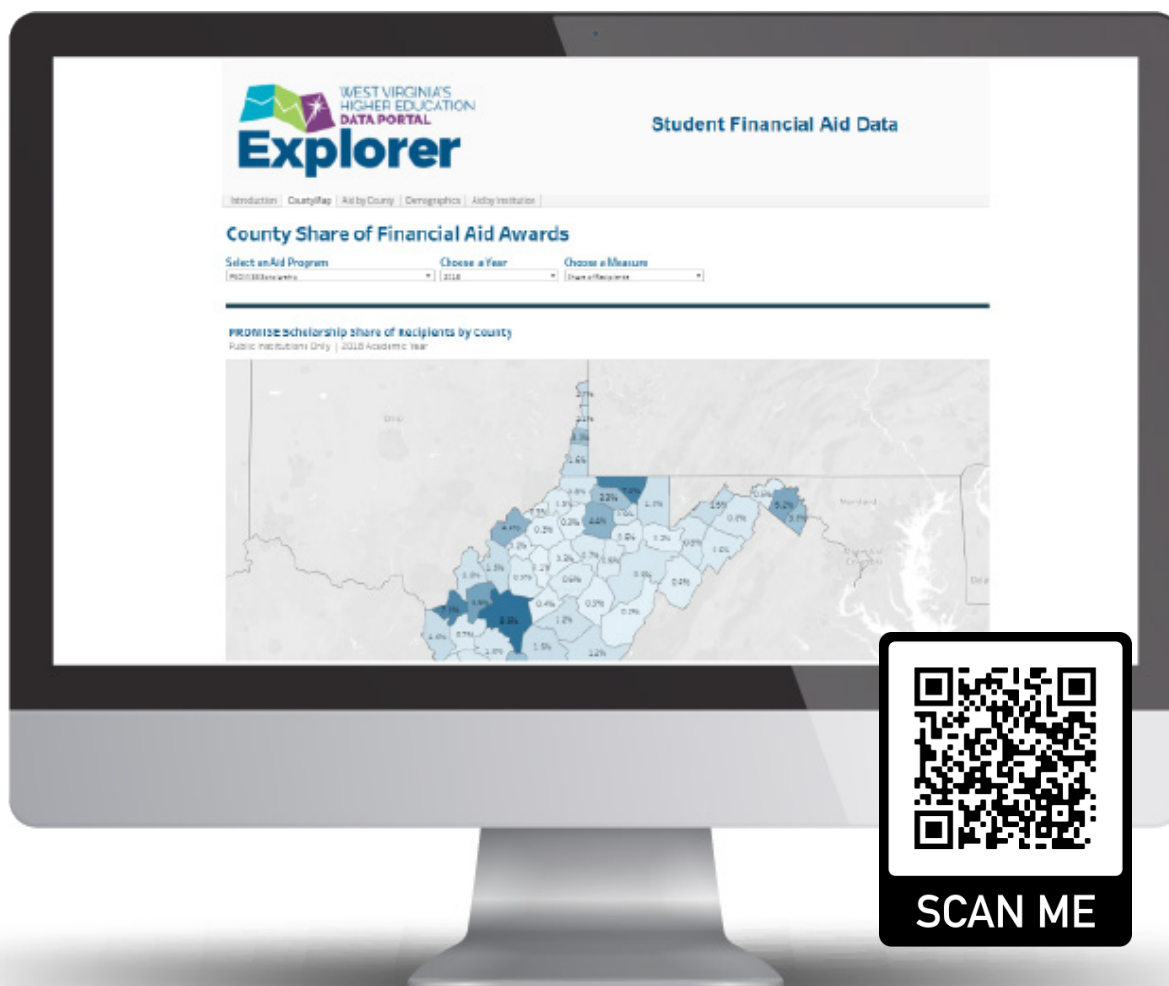
## Nursing Scholarship Program: Awards and Total Funds Disbursed, 2020-21 to 2024-25

	2020-21	2021-22	2022-23	2023-24	2024-25
Recipients	182	220	295	343	357
Funds Disbursed	\$339,350	\$378,350	\$1,244,750	\$1,349,000	\$1,505,807
Average Award	\$1,865	\$1,720	\$4,219	\$3,933	\$4,218

# ADDITIONAL INFORMATION

For additional detailed information on state and federal financial aid programs in West Virginia, including demographics and aid distribution by county, visit **Explorer**, the state's higher education data portal, at:


<http://www.wvhepc.edu/resources/data-and-publication-center/>



## CONTACT INFORMATION

**Brian Weingart**  
*Senior Director of Financial Aid*  
Email: [brian.weingart@wvhepc.edu](mailto:brian.weingart@wvhepc.edu)  
Phone: (304) 558-4618

**Dr. Zorrie Georgieva**  
*Senior Director of Research*  
Email: [zornitsa.georgieva@wvhepc.edu](mailto:zornitsa.georgieva@wvhepc.edu)  
Phone: (304) 558-1112



2001 Union Carbide Drive Building 2000  
South Charleston, WV 25303

[www.wvhepc.edu](http://www.wvhepc.edu)  
[www.wvctcs.edu](http://www.wvctcs.edu)